

2013

Week Sixteen


**EFL NEWS**  
 ELITE FOOTBALL LEAGUE

2013

Week Sixteen

January 26, 2014



YOR	33	CHP	25	MOH	13	MVM	41	LA	7	MAR	40	TCT	31	PIC	26	SC	34	GWG	7
VV	17	CAR	10	ICC	19	CHI	24	DTL	38	COW	10	SEB	10	SBE	13	GDM	28		

# MANNING UP!



Safety, *Danieal Manning* of the York Exciluburs lets a quiet *TERRORDOME* crowd know who is #1. His "pick six" helped his team clinch a playoff berth with a win over Virden.

## LATEST EFL NEWS INSIDE

- YORK SHOCKS VIOLATORS AT TERRORDOME
- TRIUMPH TRAMPLE CORN KINGS
- CUBS ESCAPE FIERY DEATH
- DINOS DAMAGED
- SPARTANS NEVER SURRENDER
- PATS AVOID POT AT KILLING FIELD
- AND MORE.....

Also in this issue

- EFL FAN BLOG THE STONE.NET
- SPATS
- WORLD RECORD PATTY
- JIMMY THE GEEK
- THIS WEEK IN THE EFL



*Who was slick  
in Week  
Sixteen?*

**"BRYLCREEM" THE  
EFL'S FIRST SPONSOR**

# N OFFENSE



DeAngelo Williams  
**RB**  
Markham  
North Stars

24 Carries, 176 yards, 1 TD. Kept Markham offence moving Div win.

# D DEFENSE



Danieal Manning  
**CB**  
York  
Exciluburs

2 fumble recoveries and Pick Six turned game around for York.



9-7-0



## GAME OF THE WEEK



8-8-0

York

33

MVP

Tom Brady

17

Viriden

## TEAM LEADERS

Passing	Cmp	Att	Yds	TD
Brady	25	40	242	1
Rushing	Car	Yds	Avg	TD
Turner	16	55	3.4	1
Receiving	Rec	Yds	Avg	TD
Cruz	7	79	11.3	1

Team	1	2	3	4	OT	Total
York	3	10	3	17	-	33
Viriden	3	7	0	7	-	17

## TEAM LEADERS

Passing	Cmp	Att	Yds	TD
Stafford	15	28	179	2
Rushing	Car	Yds	Avg	TD
Wilson	9	63	7.0	0
Receiving	Rec	Yds	Avg	TD
Bryant	5	91	18.2	0

## Play of the Game

Leading 19-17 in the 4<sup>th</sup>, York was forced to punt. Viriden took over at their 17 with 4:50 left, needing a FG to win. **Danieal Manning** picked off **Matt Stafford** and returned it for a TD.

**SUMMARY:** With a playoff berth on the line, these divisional foes faced off in front of a rowdy crowd at **TERRODOME**. The fans soon quieted after **Geno Atkins** stripped the ball from **Jamaal Charles** on Viriden's 2<sup>nd</sup> play and **Danieal Manning** recovered, setting up a York FG. Viriden answered with a FG, but **Tom Brady** led the Swords back 77 yards to regain the lead on a 24-yard TD pass to **Victor Cruz**. On the ensuing kickoff another Viriden miscue, a fumbled kick return recovered by the Swords, led to another FG and a 13-3 York lead. With the Excaliburs driving for another score, **LaRon Landry** came up big with an INT and 44 yard return to the York 36. After a sack and hold, **Matt Stafford** converted a 2<sup>nd</sup> and 31 with a 45-yard pass to **Dez Bryant** and 3 plays later they found the end zone on a 7-yard strike to **Julio Jones** to make it 13-10 for York at the half. York got the only points, a FG, in a slow moving 3<sup>rd</sup> quarter, but the Violators struck the first blow of the 4<sup>th</sup> quarter after a 46-yard run by **David Wilson** set up an 8-yard TD pass to **Owen Daniels** to give them a 17-16 lead. The York counter-drive stalled at the 34, but **Blair Walsh** kicked a 52-yarder to give them the lead. The teams traded punts, giving Viriden the ball at their 17 yard line with 4:50 left. On the second play, Manning picked off a pass intended for Bryant and returned it 24 yards for a TD, delivering a mortal blow. **Michael Turner** added a late TD to put it away for good.

**QUOTES:** "To come into this....place....this stadium with the...unusual...uh...decor; to come in here and beat a team that beat us in our castle earlier this year feels like a real good bird-flippin' occasion; you know, the one-fingered salute. Hey, I respect their team and their coach, but here it is anyway, Viriden! – York coach, **Jay Hammond**, before flipping the bird to the cameras and grinning ear-to-ear.

"Of course I'm disappointed in our performance today, but the way it has been going, I saw it coming." – Viriden coach, **Lance Barrate**.



## HAPPY FAN



titter

## ANGRY FAN




Sir ComesAlot @Comealot

Considering we started so bad this has got to be the greatest COMEBACK ever!



Venus Nexus @VenusNexus

Don't blame Matt for this you people. He didn't take all those stupid penalties or fumble the ball in our own end. (Love ya Matt!)

01-26-2014 **TERRODOME** Temp: 71 Wind: Calm None MVP: Tom Brady

1 9:52 York	FG Walsh 30 (6-20-2:33)	3-0
1 2:53 Viriden	FG Tynes 52 (10-43-6:44)	3-3
2 12:46 York	TD Brady 24 pass to Cruz (Walsh) (11-77-5:00)	10-3
2 11:45 York	FG Walsh 32 (4-4-0:52)	13-3
2 1:48 Viriden	TD Stafford 7 pass to Jones (Tynes) (5-36-2:16)	13-10
3 6:47 York	FG Walsh 45 (12-59-6:23)	16-10
4 14:54 Viriden	TD Stafford 8 pass to Daniels (Tynes) (6-87-3:46)	16-17
4 9:44 York	FG Walsh 52 (11-46-5:05)	19-17
4 4:04 York	TD Manning 24 interception return (Walsh)	26-17
4 2:35 York	TD Turner 1 run (Walsh) (4-9-0:48)	33-17

	YOR	VV
First Downs	21	13
Rushes	27-81	25-100
Passes	40-25-242	28-15-179
Sacked	1-5	3-29
Fumble	1	3
Penalties	4-38	10-91
Turnovers	1	3
Missed Tackles	5	1
Blitzes	9	12
Time	33:18	26:42
Third Down	5-16	2-10
Fourth Down	0-0	0-3
Red Att/Td/Fg	3/1/2	2/2/0
Net Offense	318	250



Blue 35, Blue 35, hut, hut hut! Red 23, 3, Red 23, 3, hut, hut, hut! Green 49, hut!


**HELLFIRE**

6-10-0

0

0

2

11

0

**13**

OT

**Andrew Luck**

22 of 41, 238 yards, 1 TD, 1 INT


**CUBS**

11-5-0

3

7

3

0

6

**19**
**Darren Sproles**

11 Catches, 124 yards

A 44-yard catch-and-run by the Cubs' **Darren Sproles** on 3<sup>rd</sup> and 26 set up a 5-yard TD pass from **Colin Kaepernick** to **Tony Gonzalez** for the games' first TD, while the Cubs' D held firm to earn them a 10-0 lead by half time. After downing a punt at the Cubs' 2, the Hellfire scored on a safety by **Bruce Irvin**, but surrendered a FG on the next Cubs possession. After a Mohave FG to make it 13-5 Cubs, the Hellfire tied it with 6:29 left on a 10-yard TD pass to **Benjamin Watson**. After both teams possessed the ball in OT, Iowa pulled it out with an 18-yard TD pass from **Russell Wilson** to Gonzalez.


**KNIGHTS**

4-12-0

0

0

0

7

0

**7**

OT

**Ryan Mathews**

26 Carries, 106 yards


**CONVICTS**

9-7-0

10

7

14

7

0

**38**
**Cam Newton**

18 of 26, 283 yards, 4 TDs

**Cam Newton** threw 4 TD passes and ran it in for another to lead the Convicts to a convincing season finale victory over the Knights and clinch a playoff berth. After stopping LA on their first possession, the Convicts went to work, marching quickly up the field in 5 plays, including a 46-yard pass to **Jason Avant** that set up a 13-yard TD pass to **Roddy White**. LA attempted to convert 4<sup>th</sup> & 2 at the Chino 20, but failed, setting up a **Dan Bailey** 52-yard FG the other way. A second failed 4<sup>th</sup> down convert by the Knights set up a 19-yard TD to White and set the tone for a relatively easy win for Chino.


**TRIUMPH**

7-9-0

7

7

14

3

0

**31**

OT

**Jay Cutler**

18 of 23, 205 yards, 2 TDs


**CORN KINGS**

9-7-0

0

3

7

0

0

**10**
**Joe Flacco**

20 of 43, 176 yards, 1 TD, 2 INTs

Triumph QB, **Jay Cutler** threw 2 TD passes and **Doug Martin** ran for 2 more to lead the Triumph to a surprisingly easy win at Cowtown. The final result would turn out to be pivotal for Cowtown, knocking them out of the playoff race. After building a 14-3 half time lead, the Triumph stopped **Johnny Hekker** on a fake punt near mid-field, setting up a short TD drive with Martin going in from 1-yard for the score. Cowtown finally got on the board with a 5-yard TD pass to **Larry Fitzgerald**, but the Triumph came right back with a 9-yard TD pass to **Pierre Garcon** then held off **Joe Flacco** for the win.



**EFL**  
ELITE FOOTBALL LEAGUE

# QUICK COUNTS!!

Blue 35, Blue 35, hut, hut hut! Red 23, 3, Red 23, 3, hut, hut, hut! Green 49, hut!



## NORTH STARS

13-3-0

0	17	3	20	0	<b>40</b>
---	----	---	----	---	-----------

DeAngelo Williams

24 Carries, 176 yards, 1 TD



## T-LIZARDS

12-4-0

10	3	7	14	0	<b>34</b>
----	---	---	----	---	-----------

Drew Brees

28 of 53, 337 yards, 4 TDs, 2 INTs

A 102-yard kickoff return for a TD by **Percy Harvin** in the 4<sup>th</sup> quarter broke open a close game and led the North Stars to their first Division title. After Durham had built a 13-0 lead, Markham answered with 17 points, assisted by the 1<sup>st</sup> of 2 INTs by safety **Jonathan Cyprien**. **Drew Brees** hit **Calvin Johnson** for a 4-yard TD to regain the lead in the 3<sup>rd</sup>, but Markham tied it on a FG then took a 27-20 lead on a 73-yard catch-and-run by **Jordy Nelson**. A failed 4<sup>th</sup> down bid by the Lizards set up a Markham FG, then, with the Stars leading 30-27, Harvin's return put the game all but out of reach.



## PATRIOTS

11-5-0

7	12	0	6	0	<b>25</b>
---	----	---	---	---	-----------

Jacoby Jones

2 PR, 184 yards, 2 TDs



## CANNIBALS

5-11-0

7	0	3	0	0	<b>10</b>
---	---	---	---	---	-----------

MJD

21 Carries, 103 yards, 1 TD

Two 1<sup>st</sup> half punt returns of 98 yards and 86 yards for TDs by **Jacoby Jones** provided Charleswood with their only major scores and enough points to lead them to victory. The special team ace added 3 kickoff returns for 94 yards. After Jones' 1<sup>st</sup> TD, the Cannibals tied the game 7-7 on a 3-yard TD run by **MJD**, but a **Garrett Hartley** FG, a safety by **Kevin Williams**, and Jones' second TD made it 19-7 at the half. **Donte Whitner** picked off **Peyton Manning** to start the 3<sup>rd</sup>, setting up a Carthage FG, but a long drive and a **Travaris Cadet** fumble on the KO return set up two more Pats' FGs.



## SPARTANS

9-7-0

3	3	14	6	0	<b>26</b>
---	---	----	---	---	-----------

Matt Schaub

15 of 22, 309 yards, 2 TDs



## SWORDFISH

2-14-0

0	7	3	0	0	<b>10</b>
---	---	---	---	---	-----------

Andy Dalton

20 of 31, 202 yards, 1 TD, 1 INT

Spartans' WR **Vincent Jackson** hauled in TD passes of 19 and 56 yards from **Matt Schaub** in the 3<sup>rd</sup> quarter to take control of a tight game and lead Pickering to a playoff-clinching win over Sebastian. Prior to that, the Swordfish had held off Pickering and earned a 7-6 lead on a 16-yard TD pass from **Andy Dalton** to **Michael Jenkins** in the 2<sup>nd</sup> quarter. Trailing 20-10 late it was an uphill climb for the Fish; a failed 4<sup>th</sup> down convert at mid-field and an interception by Pickering's **Johnathan Joseph** kept them off the scoreboard in the 4<sup>th</sup> while **Josh Scobee** added 2 more Spartan FGs.

Blue 35, Blue 35, hut, hut hut! Red 23, 3, Red 23, 3, hut, hut, hut! Green 49, hut!



## MONARCHS

5-11-0

21

7

7

6

0

41

OT

**Ryan Tannehill**  
 21 of 37, 394 yards, 3 TDs, 1 INT



## UNDERTAKERS

8-8-0

7

17

0

0

0

24

**RGIII**  
 30 of 49, 279 yards, 3 TDs, 2INTs

**Ryan Tannehill** threw for 394 yards and 3 TDs and receiver **Mike Williams** caught 3 passes for 115 yards and 2 TDs to lead the Monarchs to a team-record 41-24 win, the highest point total in Monarch history. The offensive display began early with a pair of goal line TD runs by **DeMarco Murray** and a 78-yard TD pass to **Dennis Pitta** highlighting a 21-point 1<sup>st</sup> quarter. The Undertakers managed to tie it as 21-21 after a **Vontaze Burfict** interception set up a TD, but the Monarchs regained the lead for good on a 40-yard TD pass to Williams and held on with tough defence in the 2<sup>nd</sup> half.



## REGULATORS

9-7-0

14

7

0

13

0

34

OT

**Tony Romo**  
 27 of 34, 288 yards, 4 TDs, 1 INT



## BLUE EAGLES

5-11-0

7

6

0

0

0

13

**Aaron Rodgers**  
 25 of 40, 251 yards, 1 TD, 2 INTs

**Tony Romo** threw 4 TD passes to 4 different receivers to lead the Regulators to a season-ending win over the Blue Eagles. After the teams traded TDs on their opening possessions, the Regs took the lead to stay in the 1<sup>st</sup> quarter on a 19-yard TD pass to **AJ Green**. A **Michael Griffin** interception gave Scarborough good field position to tie, but the Regs' defence held firm at their 9 yard, leading to a FG. **Marcel Reece** made it 21-10 when he caught a dump-off and scored from 34 yards. After a scoreless 3<sup>rd</sup>, a short field after a 4<sup>th</sup> down Eagle gamble at their 26 led to the final Regs' TD.



## GLADIATORS

7-9-0

0

7

0

0

0

7

OT

**Ahmad Bradshaw**  
 11 Carries, 82 yards, 1 TD



## MUSTANGS

11-5-0

14

7

7

0

0

28

**Matt Forte**  
 32 Carries, 162 yards, 2 TDs

**JJ Watt** had 2 sacks and 5 passes defended and **DeAngelo Hall** made 2 INTs as the Garland defence dominated the Gladiators in their season finale at The Corral. Gwinnett could not get anything going offensively and it cost them early. A **Ben Roethlisberger** interception early in the 1<sup>st</sup> quarter led to a 17-yard TD pass from **Matt Ryan** to **Jeremy Kerley** then a second pick led to Garland's 3<sup>rd</sup> TD on a 1-yard run by **Matt Forte**. In between, Forte's running featured in a long drive that ended with him touching it down from 9 yards out. **Ahmad Bradshaw** broke the SO with a 27-yard TD run.

## FINAL

# STANDINGS

East	W	L	T	Pct	Pts	Ave	Opp	Ave	Diff	Home	Div	Conf
Charleswood (z)	11	5	0	0.688	490	30.6	368	23	7.6	5 3 0	6 2 0	9 3 0
York (y)	9	7	0	0.563	394	24.6	326	20.4	4.3	6 2 0	4 4 0	7 5 0
Virden	8	8	0	0.500	417	26.1	401	25.1	1	4 4 0	4 4 0	6 6 0
Mohave	6	10	0	0.375	313	19.6	439	27.4	-7.9	3 5 0	4 4 0	5 7 0
Carthage	5	11	0	0.313	270	16.9	416	26	-9.1	4 4 0	2 6 0	4 8 0
West	W	L	T	Pct	Pts	Ave	Opp	Ave	Diff	Home	Div	Conf
Iowa City (z)	11	5	0	0.688	385	24.1	320	20	4.1	5 3 0	7 1 0	9 3 0
Chino (y)	9	7	0	0.563	443	27.7	343	21.4	6.3	6 2 0	6 2 0	8 4 0
Death Valley	8	8	0	0.500	493	30.8	513	32.1	-1.3	4 4 0	3 5 0	5 7 0
Mission Viejo	5	11	0	0.313	264	16.5	407	25.4	-8.9	2 6 0	3 5 0	4 8 0
Los Angeles	4	12	0	0.25	268	16.8	457	28.6	-11.8	1 7 0	1 7 0	3 9 0
North	W	L	T	Pct	Pts	Ave	Opp	Ave	Diff	Home	Div	Conf
Markham (z)	13	3	0	0.813	435	27.2	309	19.3	7.9	6 2 0	7 1 0	10 2 0
Durham (y)	12	4	0	0.750	502	31.4	352	22	9.4	7 1 0	5 3 0	9 3 0
Pickering (y)	9	7	0	0.563	401	25.1	370	23.1	1.9	4 4 0	3 5 0	7 5 0
Cowtown	9	7	0	0.563	443	27.7	357	22.3	5.4	4 4 0	2 6 0	6 6 0
Twin Cities	7	9	0	0.438	326	20.4	390	24.4	-4	3 5 0	3 5 0	4 8 0
South	W	L	T	Pct	Pts	Ave	Opp	Ave	Diff	Home	Div	Conf
Garland (z)	11	5	0	0.688	440	27.5	286	17.9	9.6	6 2 0	6 2 0	7 5 0
South Carolina	9	7	0	0.563	345	21.6	335	20.9	0.6	6 2 0	5 3 0	6 6 0
Gwinnett	7	9	0	0.438	328	20.5	338	21.1	-0.6	6 2 0	5 3 0	6 6 0
Scarborough	5	11	0	0.313	321	20.1	441	27.6	-7.5	2 6 0	3 5 0	4 8 0
Sebastian	2	14	0	0.125	238	14.9	348	21.8	-6.9	0 8 0	1 7 0	1 11 0

(z)-Division

(y)-Wildcard

# PASSING

	Passing		Att	Cmp	C%	Yards	In	I%	Lg	TD	TD%	Rate
1	Smith,A	LAK	232	170	73.3	1703	6	2.6	54	17	7.3	107.4
2	Manning,P	CHP	494	357	72.3	4029	13	2.6	59	27	5.5	103.5
3	Newton,C	CHI	420	275	65.5	3319	12	2.9	81	28	6.7	99.9
4	Romo	SC	532	375	70.5	3965	15	2.8	78	29	5.5	98.3
5	Griffin II	DVU	473	306	64.7	3633	17	3.6	77	35	7.4	97.7
6	Brees	DTL	590	375	63.6	4789	23	3.9	61	42	7.1	96.4
7	Manning,E	MAR	396	241	60.9	3067	14	3.5	73	31	7.8	96.4
8	Kaepernick	ICC	167	95	56.9	1315	2	1.2	64	9	5.4	95.3
9	Ryan,M	GDM	504	333	66.1	3589	13	2.6	62	27	5.4	93.9
10	Wilson,R	ICC	346	234	67.6	2841	12	3.5	60	15	4.3	92.7
11	Rodgers,A	SBE	580	383	66.0	3981	12	2.1	87	26	4.5	92.0
12	Stafford	VV	524	300	57.3	3819	15	2.9	59	34	6.5	89.9
13	Flacco	COW	582	337	57.9	4096	15	2.6	71	35	6.0	89.0
14	Brady	YOR	594	354	59.6	4212	8	1.3	69	23	3.9	88.6
15	Schaub	PIC	544	326	59.9	3966	17	3.1	73	29	5.3	87.1
16	Cutler	TCT	437	269	61.6	3080	13	3.0	58	22	5.0	87.1
17	Roethlisbe	GWG	376	228	60.6	2291	7	1.9	88	19	5.1	87.1
18	Tannehill	MVM	465	270	58.1	3132	14	3.0	78	21	4.5	81.0
19	Rivers,P	CAR	444	292	65.8	2570	10	2.3	57	12	2.7	80.6
20	Luck	MOH	440	246	55.9	2812	14	3.2	52	22	5.0	78.7
21	Dalton	SS	513	297	57.9	3163	16	3.1	82	15	2.9	72.8
22	Bradford,S	LAK	201	111	55.2	949	7	3.5	54	2	1.0	56.6
23	Hekker	COW	2	2	100.0	24	0	0.0	12	0	0.0	116.7
24	Hill,Sh	LAK	13	8	61.5	96	0	0.0	21	1	7.7	109.8
25	Vick	DVU	141	73	51.8	1188	5	3.5	82	15	10.6	101.0



## RUSHING

	Rushing		Att	Yds	Ave	Lg	TD
1	Peterson, A	CHP	406	2063	5.1	29	23
2	Morris	COW	362	2021	5.6	44	14
3	Jackson, S	PIC	314	1598	5.1	51	8
4	Martin, D	TCT	351	1544	4.4	31	10
5	Johnson, C	CHI	295	1536	5.2	60	4
6	Charles, J	VV	256	1373	5.4	71	5
7	Gore	SC	258	1273	4.9	39	6
8	Bradshaw	GWG	238	1229	5.2	41	11
9	Foster, A	GDM	264	1226	4.6	66	17
10	Bush, R	DTL	228	1223	5.4	35	9
11	Greene	LAK	297	1200	4.0	29	1
12	Richardson	ICC	206	988	4.8	33	7
13	Williams, D	MAR	187	968	5.2	48	7
14	Ridley	DVU	211	899	4.3	23	3
15	Ball, M	MOH	224	890	4.0	27	5
16	Spiller	SBE	170	870	5.1	83	4
17	Turner, M	YOR	202	788	3.9	48	10
18	Bernard	YOR	179	767	4.3	44	7
19	Forte	GDM	166	753	4.5	51	4
20	Pierce	MVM	172	734	4.3	34	4
21	Griffin II	DVU	117	729	6.2	34	4
22	Dwyer	MOH	136	707	5.2	35	2
23	Newton, C	CHI	133	672	5.1	27	8
24	Lacy	CAR	142	639	4.5	55	2
25	Rice, R	SBE	144	557	3.9	49	6

## RECEIVING

	Receiving		No	Yds	Ave	Lg	TD
1	Johnson, C	DTL	122	1924	15.8	59	20
2	White, R	CHI	103	1637	15.9	81	14
3	Johnson, A	DVU	103	2190	21.3	82	28
4	Graham, J	MOH	97	1027	10.6	31	7
5	Welker	SBE	94	1109	11.8	87	6
6	Witten	CHP	93	926	10.0	44	6
7	Thomas, D	PIC	92	1294	14.1	57	11
8	Bryant, D	VV	91	1354	14.9	54	14
9	Crabtree, M	CHP	90	1204	13.4	59	11
10	Wayne	GWG	85	1013	11.9	39	11
11	Marshall	SBE	84	1040	12.4	87	10
12	Gonzalez	ICC	81	924	11.4	27	7
13	Cruz	YOR	81	1221	15.1	55	8
14	Lloyd, B	GDM	80	1083	13.5	62	5
15	Jackson, V	PIC	79	1318	16.7	73	8
16	Green, A	SC	76	1059	13.9	77	9
17	Jones, J	VV	75	1096	14.6	31	11
18	Rudolph	CAR	72	623	8.7	29	5
19	Fitzgerald	COW	71	849	12.0	44	12
20	Decker	DTL	69	945	13.7	61	5
21	Smith, S	ICC	69	1356	19.7	64	9
22	Boldin	GDM	69	843	12.2	46	14
23	Pitta	MVM	68	780	11.5	78	7
24	Cobb	DVU	67	635	9.5	25	6
25	Roberts, A	LAK	64	664	10.4	31	3

## KICKING

	Kicking		FGA	FGM	FG%	40	50	Lg	Pts
1	Walsh	YOR	35	31	88.6	12	5	57	136
2	Dawson	DTL	25	23	92.0	8	4	54	130
3	Bailey, D	CHI	32	26	81.3	11	4	55	129
4	Tynes	VV	28	25	89.3	8	3	52	123
5	Folk	GDM	28	25	89.3	5	2	55	123
6	Hartley	CHP	24	21	87.5	8	2	52	122
7	Graham, S	MAR	29	23	79.3	4	0	49	121
8	Zuerlein	ICC	38	26	68.4	12	2	51	121
9	Scobee	PIC	31	26	83.9	7	3	54	119
10	Novak	COW	29	25	86.2	13	1	53	117
11	Henery	DVU	22	19	86.4	10	4	54	113
12	Prater	MOH	28	26	92.9	11	2	54	109
13	Suisham	GWG	25	23	92.0	7	4	51	104
14	Bironas	SC	26	22	84.6	9	1	56	103
15	Hauschka	CAR	29	25	86.2	10	4	54	98
16	Lindell	LAK	23	20	87.0	10	4	54	88
17	Janikowski	SBE	20	16	80.0	2	1	51	87
18	Gostkowski	TCT	16	13	81.3	3	1	54	80
19	Vinatieri	SS	20	17	85.0	6	2	54	72
20	Carpenter	MVM	17	13	76.5	7	2	53	70

## TACKLES

Tackles			
1	Kuechly	SC	163
2	Dunbar	CHI	146
3	Freeman, J	SBE	140
4	Mayo	DVU	140
5	Riley	SS	137
6	Barwin	LAK	118
7	Willis, P	ICC	117
8	Washington	PIC	115
9	Posluszny	VV	115
10	Laurinaiti	GWG	113
11	Jackson, D	MAR	108
12	Barnett	VV	108
13	Bowman	GDM	107
14	Wagner	TCT	107
15	Ninkovich	MAR	98
16	Houston, J	MOH	98
17	Tulloch	COW	97
18	Hawk	MVM	95
19	Cromartie	MAR	93
20	Greenway	LAK	93
21	McClain, R	SC	91
22	Bailey, C	DTL	90
23	Woodyard	YOR	90
24	Miller, V	YOR	89
25	Lofton	DTL	88

## SACKS

Sacks			
1	Smith, A	VV	21
2	Johnson, C	DVU	16
3	Watt	GDM	15
4	Atkins	YOR	13
5	Johnson, M	YOR	12
6	Long, C	DVU	12
7	Hardy	CAR	12
8	Wake	MOH	11
9	Houston, J	MOH	11
10	Dumervil	DTL	11
11	Ninkovich	MAR	10
12	Quinn, R	LAK	10
13	Smith, A	VV	10
14	Griffen	COW	9
15	Irvin, B	MOH	9
16	Kerrigan	COW	9
17	Bennett, M	LAK	9
18	Jordan, C	MVM	9
19	Peppers	CHI	9
20	Jordan, D	GWG	9
21	Sheard	PIC	8
22	Abraham	MAR	8
23	Avril	GDM	8
24	Liuget	ICC	8
25	Harrison, J	CHI	8

## INTERCEPTIONS

Interceptions		No	Yds	Ave	Lg	TD
1	Hayward, C	ICC	8	95	11.9	30 0
2	Elam	DVU	6	70	11.7	26 0
3	DeCoud	GWG	6	62	10.3	34 0
4	Barber	SS	6	200	33.3	80 2
5	Clark, R	YOR	5	77	15.4	66 0
6	Jones, R	ICC	5	56	11.2	43 0
7	Winfield	TCT	4	90	22.5	52 0
8	Reid, E	TCT	4	51	12.8	29 0
9	Jackson, K	CHP	4	70	17.5	28 1
10	Samuel	YOR	4	38	9.5	19 0
11	Sherman	DTL	4	40	10.0	16 0
12	Hall, D	GDM	4	95	23.8	36 0
13	Reed, E	MAR	4	100	25.0	62 0
14	Wright, M	SC	4	9	2.3	9 0
15	Robinson, J	SC	4	87	21.8	71 0
16	Cyprien	MAR	4	79	19.8	38 0
17	Hall, L	SS	4	164	41.0	65 1
18	Wilson, J	TCT	3	34	11.3	34 0
19	Slay	TCT	3	47	15.7	47 0
20	Moore, D	MOH	3	58	19.3	31 0
21	Wagner	TCT	3	91	30.3	49 1
22	Manning, D	YOR	3	142	47.3	62 2
23	Finnegan	CHI	3	121	40.3	63 0
24	Mathieu	DTL	3	49	16.3	47 1
25	Jenkins, J	DVU	3	29	9.7	29 0



## KICK RETURNS

Kick Returns			No	Yds	Ave	Lg	TD
1	Harvin	MAR	18	664	36.9	102	2
2	Washington	VV	52	1451	27.9	103	1
3	Rainey	COW	45	1225	27.2	102	1
4	Cobb	DVU	42	1134	27.0	99	1
5	Jones, J	CHP	51	1375	27.0	108	2
6	Cribbs	LAK	66	1775	26.9	72	0
7	McKelvin	GWG	29	770	26.6	57	0
8	Holliday, T	CHI	43	1141	26.5	102	2
9	Hester	DTL	36	940	26.1	34	0
10	Cadet	CAR	58	1513	26.1	58	0
11	Patterson	MOH	50	1241	24.8	62	0
12	Tate, B	MVM	54	1315	24.4	38	0
13	Logan	SS	36	856	23.8	99	1
14	Robinson, D	PIC	18	418	23.2	30	0
15	Rodgers, J	SC	26	572	22.0	33	0
16	Austin, T	ICC	35	740	21.1	36	0
17	Stephens-H	GWG	20	420	21.0	41	0
18	Wheaton	TCT	40	657	16.4	33	0
19	Bolden, O	YOR	36	578	16.1	33	0
20	Edelman	GDM	20	233	11.7	25	0
21	Royster	SBE	17	197	11.6	23	0
22	Welker	SBE	29	308	10.6	16	0
23	James, L	ICC	5	152	30.4	36	0
24	Sproles	ICC	2	56	28.0	28	0
25	Robinson, J	SC	4	112	28.0	36	0

## PUNT RETURNS

Punt Returns			No	Fc	Yds	Ave	Lg	TD
1	Jones, J	CHP	26	8	417	16.0	98	3
2	Sanders, E	CAR	22	19	299	13.6	87	1
3	Jones, A	PIC	50	4	637	12.7	78	2
4	Austin, T	ICC	26	5	316	12.2	76	2
5	Cribbs	LAK	41	7	486	11.9	74	0
6	Tate, B	MVM	28	16	316	11.3	46	0
7	Martin, K	CHI	29	14	324	11.2	79	1
8	Harris, D	SS	26	1	247	9.5	22	0
9	Arenas	SC	26	9	239	9.2	22	0
10	Peterson, P	GDM	36	9	312	8.7	38	0
11	Ginn Jr.	TCT	27	8	229	8.5	22	0
12	Parrish	MAR	30	8	254	8.5	18	0
13	Welker	SBE	22	2	179	8.1	21	0
14	Sherels	VV	24	19	162	6.8	14	0
15	Banks	MOH	42	7	270	6.4	15	0
16	Hilton	DTL	34	10	190	5.6	14	0
17	Bernard	YOR	37	10	198	5.4	23	0
18	Sproles	ICC	8	1	141	17.6	91	1
19	Boykin	DVU	1	1	13	13.0	13	0
20	McKelvin	GWG	15	15	177	11.8	19	0
21	Allen, K	SC	5	4	58	11.6	16	0
22	Easley	YOR	2	0	19	9.5	18	0
23	Cobb	DVU	14	12	129	9.2	40	0
24	Decker	DTL	1	0	9	9.0	9	0
25	Edwards, A	ICC	2	3	17	8.5	16	0

## SCORING

Scoring			FG	XP	2Pt	Run	Rec	Int	KR	PR	Fmb	Sf	Tot
1	Johnson, A	DVU	0	0	0	0	28	0	0	0	0	0	168
2	Peterson, A	CHP	0	0	0	23	0	0	0	0	0	0	138
3	Walsh	YOR	31	43	0	0	0	0	0	0	0	0	136
4	Dawson	DTL	23	61	0	0	0	0	0	0	0	0	130
5	Bailey, D	CHI	26	51	0	0	0	0	0	0	0	0	129
6	Tynes	VV	25	48	0	0	0	0	0	0	0	0	123
7	Folk	GDM	25	48	0	0	0	0	0	0	0	0	123
8	Hartley	CHP	21	59	0	0	0	0	0	0	0	0	122
9	Zuerlein	ICC	26	43	0	0	0	0	0	0	0	0	121
10	Graham, S	MAR	23	52	0	0	0	0	0	0	0	0	121
11	Johnson, C	DTL	0	0	0	0	20	0	0	0	0	0	120
12	Scobee	PIC	26	41	0	0	0	0	0	0	0	0	119
13	Novak	COW	25	42	0	0	0	0	0	0	0	0	117
14	Henery	DVU	19	56	0	0	0	0	0	0	0	0	113
15	Prater	MOH	26	31	0	0	0	0	0	0	0	0	109
16	Suisham	GWG	23	35	0	0	0	0	0	0	0	0	104
17	Bironas	SC	22	37	0	0	0	0	0	0	0	0	103
18	Foster, A	GDM	0	0	0	17	0	0	0	0	0	0	102
19	Hauschka	CAR	25	23	0	0	0	0	0	0	0	0	98
20	Morris	COW	0	0	0	14	1	0	0	0	0	0	90
21	Lindell	LAK	20	28	0	0	0	0	0	0	0	0	88
22	Janikowski	SBE	16	39	0	0	0	0	0	0	0	0	87
23	Bryant, D	VV	0	0	0	0	14	0	0	0	0	0	84
24	White, R	CHI	0	0	0	0	14	0	0	0	0	0	84
25	Boldin	GDM	0	0	0	0	14	0	0	0	0	0	84

# Welcome to the **BLOGOSPHERE**



<http://thestone.net>




## WHERE FANS SPEAK

## ITS MILLER TIME!

BY ARTHUR KING (CONTRIBUTOR) ON JANUARY 25, 2014

### *Von Miller*



The Excaliburs are in the playoffs as most expected they would be before the season started. Evil forces arrayed against them made their journey to the post-season more trying than expected, but they survived.

The worst of the 2013 storm has been weathered, but why they struggled, and how they survived is still a hot topic in Avalon. It's a good sign that nobody knows for sure when the same names show up on

both the Blame and Praise lists. Tom Brady is always a target of love and hate in York but I will never give him grief for giving us all-star calibre play for the league minimum wage. Brady is gold in our war chest even on an off day. Other than Brady, the tallest lightning rod for both criticism and admiration is linebacker Von Miller. Some consider him a bust, while others credit him with anchoring the #2 defence in the league. Count me in the second group, and here's why.

Miller does not lead the league in any official stat categories. He does not even register in the top 30 in sacks – the most common measure of defensive effectiveness – with just 6. His pass rushing has been a disappointment, especially when the likes of Elvis Dumervil (11), Rob Ninkovich (10), as well as others have him easily beat. But Miller's real impact is being measured by exotic, lesser known, stat categories, such as DTD (double-teams drawn), SOC (span of control), PNC (penalties not called), QF (quarterback freezes), PMAL (passes misdirected after leaping), and BMOOBOF (blocks missed on others because of fear). In all these categories, tracked by [FootballOutriders.Org](http://FootballOutriders.Org), Miller ranks in the top 5 and #1 in SOC and BMOOBF. Analyst Clayton Speckle, has Miller ranked #2 behind JJ Watt in OIF (overall intimidation factor), and both are well ahead of the #3 Aldon Smith, with his record-tying 21 sacks. So next time somebody says Von Miller is a bum, tell him he's a "BMOOBOF" and watch the expression change.





# AROUND THE



## With Spats McChad

NEW YORK – And so ends a highly competitive, chaotic, controversial regular season. I have enjoyed it quite thoroughly. That is probably because I don't have a horse in the race despite my soft spot for the Mustangs this year. Until New York draws a team, whatever rooting I indulge in will be of the fickle variety, as it has been for the past seven seasons. If you have been with me for that long, you will know that I rarely divulge my rooting interest to you; although I made no secret of my admiration for the first edition of the Dragon Dynasty and also let it slip when I favoured Charleswood over the impressive, but arrogant Pickering Spartans when they rode Chris Johnson and Captain Conceited to a Championship. But I assure you that, with the exception of a tiny bit of my black heart reaching out to the orphaned team from Texas, I have maintained my neutrality all season – the better to bludgeon "Fan Boys" with my objectivity.

Speaking of the Fan Boys, thousands from coast to coast are whining about the fate of their teams at the hands of the referees. Violators fans, a notoriously venomous lot to begin with, have chanted discrimination ever since their first loss of the season to Chino in Week Three. Settle down virulent ones; your team was definitely not the only one bitten by the rabid zebras in 2013. Your aptly named Violators may have been the hardest hit, but right behind you on Football Santa's Naughty List were Charleswood, York, and Carthage, three of your main opponents this year. You see, Virden? It *is* you, because you bring out the worst in your opponents as well.

To be fair, fans who whined about the refs this year had at least half a point: the refs were inconsistent, to say the least. But from my vantage point, above the fray, they were inconsistent across the board. Nobody got screwed on purpose, just screwed by incompetence; there's a difference.

If you tried to make a living betting football this year, you will probably be remortgaging the home in the near future, if you haven't already. Even the venerable Jimmy the Geek struggled at times, posting one of his worst overall records against the spread. The unpredictability of many match-ups and the lack of a truly dominant team in the mold of a 2009 Florida Dragons or 2010 Pickering Spartans made formulating and betting against the spread more hazardous than it has been since 2007, when nobody really knew how strong any of the founding franchises were. Setting aside the conspiracy theories circulating online, the only reasonable conclusion is that a form of parity has arrived in the EFL; and that has to be making the league office very happy.

The salary cap, bemoaned by GMs and player agents everywhere, is working its magic on the level and quality of competition. When fans, other than Sebastian fans, don't know what is going to happen from game to game, interest is held and TV ratings soar; as they have been doing steadily all year in nearly all existing markets. The hot start by Carthage was enough to convince a New Zealand cable provider to offer an American football package in that far away land. Who would have predicted that a year ago? Parity can be a healthy thing for team revenues, even if it can be the cause of stress-induced ulcers in hyper-loyal fans.

Ironically, in the season's final week the well-established parity theme of 2013 suddenly disappeared. With so many teams involved in post-season races, it was somewhat anti-climactic to see their fates decided by dismally uncompetitive contests. What follows is a peak at the most important, if not necessarily the most dramatic games....

### **WORLD RECORD PATTY**

With a chance to avenge a shocking Week One humiliation at the hands of the North Stars and, in the process, vault themselves into the first seed in the Can-Am Conference, the Thunder Lizards dropped a huge dino-sized turd on their fans and on the networks in a second half collapse to Markham, losing by a score of 40-34. It was not that Markham had *nothing* to do with the win, but the game had the feel and the appearance of an opportunity missed for Durham. To appreciate what I mean, you had to have watched the game because the stats alone don't tell the full story.

The box score will tell you that the Dinosaurs let this one get away beginning early in the 4<sup>th</sup> quarter. But in fact their collapse began much earlier, in the 1<sup>st</sup> quarter, with the Lizards leading 10-0 after scoring on their first two possessions. Entering the game the North Stars were so worried about **Richard Sherman** and **Champ Bailey** that they did not call a pass until their ninth play from scrimmage. When they finally did, **Eli Manning** could not find anybody open and **Elvis Dumervil** took advantage of the extra time and brought him to the turf, forcing a fumble that guard **Evan Mathis** recovered. Facing 3<sup>rd</sup>

and 19 on the next play, the Stars chose to send **Felix Jones** on a draw rather than test the league's best corner tandem in an obvious passing situation. Jones ran meekly into the arms of **Linval Joseph** for a 1 yard gain. As the offence walked off the field for Markham, Sherman flashed a "choke" sign in the direction of Manning, bringing laughter from the Durham fans and a chorus of expletives from the Markham bench.

The refs missed the apparent un-sportsmanlike conduct and it is a good thing they did. It turned out that Sherman was not taunting the Stars' QB at all, but was actually choking on a Skittle that his buddy **Marshawn Lynch**, a running back with the Driftwood Bullies of the SFL, had given him for "good luck." Medical staff performed the Heimlich Maneuver and possibly saved Sherman's life, but the downside was that Durham's star corner, and Defensive MVP candidate, had to go to hospital for treatment would miss the rest of the game.

This loss not only had a physical effect on the game, but the freak accident spooked the players and cast a pall over the Durham bench. During those dramatic but terrifying moments when Sherman's life was in the balance, the early momentum that had been favouring the home team dissipated. It was replaced by a sense of foreboding that was impossible to shake. From that point on, the Lizards were a different team. And so were the North Stars.

No longer terrified to pass the ball, the Markham offensive game plan moved boldly ahead with passing a real option for the first time. Unable to play the run with impunity, the Lizards defence lined up in standard formations and paid the price. With star guard **Evan Mathis** paving the way, **DeAngelo Williams** and **Armando Allen** ran through the Durham box and into the secondary with shocking



Markham's **Percy Harvin** speeds toward the end zone for a 102-yard kick return TD, giving his team a 37-27 lead late in the 4<sup>th</sup> quarter. It was the second big play of the day for Markham in a 40-34 win.

regularity. The Thunder Lizards had struggled to stop the run all season; but with the no. 1 playoff seed on the line, fans and sports announcers alike had expected a better effort. Having once led 13-0, the Lizards saw 10 points of that lead disappear after the first two Markham possession of the 2<sup>nd</sup> quarter.

With the unstoppable Markham train chugging along at its cattle car pace, the unnerved Durham offence became impatient. **Drew Brees** did the thing he tends to do when frustrated – he threw a long ball into a tight window. **Jonathan Cyprien** slammed the window closed with an interception and return to his own 44. From there, Williams exploded for runs of 44, 5 and 7 yards for a touchdown to give Markham a 17-13 lead at half time.

The Lizards appeared to regroup at the half, because they came out and forced a turnover on Markham's opening possession. They turned that into a touchdown on a 4-yard pass from Brees to **Calvin Johnson** to temporarily take the lead, 20-17. The Stars answered with another long drive, comprised mostly of running plays that ended with **Shayne Graham** tying the game with a 29-yard field goal. As time expired in the 3<sup>rd</sup> quarter, it looked as if the dramatic showdown all had expected was about to reach its climax.

It was an early climax indeed. On 3<sup>rd</sup> and 7, facing six Durham defensive backs, Manning tossed a whiffle in the direction of **Jordy Nelson**. With shifty quickness Nelson snatched the ball, slipped by **Sean Smith** and took off like a bandit through the stupefied Durham secondary dodging tacklers all the way to the end zone for a 73-yard touchdown. The concussed crowd at Jurassic Park fell silent, but for the raucous roar of a body of Markham fans tucked away in the 700 level at the northwest corner of the stadium. Durham coach, **George Kaldis**, seethed on the sidelines, the blood flowing away from the frontal lobes of his cerebral cortex to engorge the amygdala, or "lizard brain." At least that is the only explanation I can think of to explain his subsequent



decision to send **Reggie Bush** on a trap on 4<sup>th</sup> and 1 at the Durham 42, with plenty of time remaining; and, when that failed, frantically trying to send him again on a supposed “5<sup>th</sup> down.” A shocked **Darrin Jones** was overheard saying, “thank you very” as he waved his offence onto the field. They would soon make it a two-score game and from that point on it was a downhill ride.

The Lizards scored a quick touchdown on a 44-yard pass to **Danny Amendola** to light up their desperate crowd. But before their celebration had ended, **Percy Harvin** was darting through the Durham coverage team on the ensuing kickoff for a 102-yard kickoff return for a touchdown. It turned out to be the play that broke the Lizards’ will. An apparently disoriented Brees failed to get the play off after the kick return and was assessed a delay of game penalty. When the ball was finally snapped he promptly threw his second interception of the day to Cyprien, who returned it to the 10 to set up another Markham field goal to give them a 13-point lead with 2:22 remaining.

By that time **Richard Sherman** had returned from hospital. He watched in street clothes from the sideline as the Lizards closed off their regular season with a strenuously difficult, but meaningless touchdown drive to bump the score into the realm of respectable. On the other sideline, the white-clad North Stars celebrated their first Division title win – an impressive one given the competition and a nice accompaniment to their 2012 Championship.

### **AROUND THE EFL**

In cold gusting winds at Tillman Field in Cowtown the Corn Kings QB **Joe Flacco** appeared to enter a mental deep freeze while his counterpart on the Triumph looked sharp and precise. **Jay Cutler's** raw numbers, 18 of 23 for 205 yards passing and 2 TD passes, were not eye-popping, but his ability to sidestep the rush and find the open man in good coverage proved to be the difference as the Triumph stunned Cowtown on their home field, 31-10. The Triumph win, combined with a Pickering defeat of Sebastian, knocked Cowtown out of the playoffs and marked a sour end to what had been an impressive season long recovery from a poor start for the Corn Kings. For the Triumph, a talented and improving team that had hoped for more than a 7-9 record, the win ended the year on an upbeat note after a stumble down the stretch took them out of the post-season discussion.

At **TERRORDOME** in Virden a “pick six” by **Danieal Manning** with 4 minutes left was the highlight in a 33-17 York victory over the Violators. With their win, the Excaliburs fully recovered from a dreadful start to grab the #3 seed in the PAC. It was a grimly suitable ending for Virden, a team that went into freefall in the final four weeks and never truly established itself as ‘bona fide’ contender in 2013.

At Joe Ferguson Stadium in Iowa the Cubs pawed passed the Hellfire, winning in overtime 19-13 on an 18-yard TD pass from **Russell Wilson** to **Tony Gonzalez** to clinch the #1 seed in the PAC. The flaming hot Hellfire pass rush registered 5 sacks and brought constant pressure to bear on Iowa’s quarterbacks, slowing down the Cubs’ victory march. **Andrew Luck** could not fully solve the Iowa defence, even with **Patrick Willis** out of action for most of the game, managing just a single touchdown drive in the 4<sup>th</sup> quarter. But his gritty effort put a scare into the Cubs and sends them into the post-season on shaky ground.

At the Big House in Chino the Convicts took care of business by manhandling the aggressive and unruly Knights, 38-7 to earn the final playoff spot in the PAC. **Cam Newton** scored 5 touchdowns, 4 passing and 1 running, to have the type of game expected of a great player against a bad team. LA Coach **Jeff Dohrn** raved on the sidelines, exhorting his players to greater effort and instructing some of them to take penalties if they had to. If the Knights players were doing as they were told, the refs didn’t see or bother to call them, demonstrating that the 2013 edition of the Knights can do almost nothing right.

At the Fish Tank in Sebastian, the Spartans rebounded from a depressing loss to Cowtown the previous week by slamming the Swordfish 26-10 on the strength of their running game and 2 touchdown passes to **Vincent Jackson**. The win was enough to put them into the post-season since the Triumph upset the Corn Kings in Cowtown, although **Gus Konstantakos** did not know it at the time. “I didn’t want to know,” he told reporters after the game. “When the 300 Spartans were defending Thermopylae they didn’t keep an eye on the Battle of Artemisium, did they?”

At the Killing Field in Carthage the Patriots weren’t taking any chances with the Cannibals and deployed their starters to try and steal the #1 seed in the PAC. The Cubs’ victory over Mohave made it all moot, but **Peyton Manning** and **Adrian Peterson** had fun anyway running plays while **Jacoby Jones** did all of the big scoring with two punt return TDs in a 25-10 win.

In Death Valley, an elaborate pre-game video tribute to wide receiver **Andre Johnson** was so realistic that some TV viewers watching its conclusion believed they had actually tuned in to the end of a 20-catch game by the Undertaker star. In the real game, AJ was less dominant, mirroring the performance of his teammates as the Monarchs crushed the Embalmers 41-24. Think about that for a moment....*Monarchs crushed* the....*Monarchs crushed*....Doesn’t sound right, does it?

At the former Bluffs Stadium in Scarborough, **Tony Romo** threw 4 touchdown passes to lead the Regulators to a 34-13 de-feathering of the Blue Eagles. **Rob Bironas** became the last kicker to kick a field goal through the south end zone uprights as they were soon torn down in the post-game rioting by furious Scarberians.

Finally, at the Corral in Garland, playoff fever was in the air prior to a meaningless season finale between the Glads and the Mustangs. Gwinnett rose to the occasion, playing exactly like there was nothing to play for in dropping a 28-7 decision. Mustangs’ fans celebrated with considerable vigor, being simply relieved that their two-game losing streak was at an end.

### **DR. McCHAD’S POST-SEASON POST-MORTEM**

The EFL’s seventh regular season is now complete and with its conclusion comes the elimination of 12 of its teams from post-season play. The 8 teams that move on to the post-season will soon come under the spotlight of national television audiences. But

before we turn our undivided attention to those teams that survived the punishment of the season and, in the process, earned further grueling trials of strength and courage, let us pause for a moment to consider the fate of those that perished. Those teams have no more say on the field of play, but through the tragedy of their passing others might yet learn how to avoid a similar fate. In the Coroner's Court presided over by Dr. McChad the truth always comes out. There is no more solemn function in our society than the Sports Inquest in determining the cause of the demise of those unfortunate teams that fail to qualify for the ultimate reward. In fulfilling this critical role, I give you my findings:

**COWTOWN (9-7)** – Cause of Death: *Domestic Homicide*. When playing teams outside their own Division, the Corn Kings posted a 7-1 record, but inside they were an abused 2-6. Their North Division brothers treated them harshly, but none more so than the basement dwelling Triumph, who laid a fatal beating on them at Tillman Field in the final week to kill their playoff hopes.

**SOUTH CAROLINA (9-7)** – Cause of Death: *Natural Causes*. The real question is not what killed the Regulators, but what kept them alive for so long. Hampered by numerous inbred deficiencies that included a weakened defensive immune system and wasting muscle in the trenches, the hearts and brains of the organization were determined to compensate. In the end, judicious game plans, coupled with the heroics of Tony Romo and Luke Kuechly on the field, were not enough and they expired peacefully.

**VIRDEN (8-8)** – Cause of Death: *Staff Infection*. If the play of the quarterback is the single biggest factor in a team's success then surely it must play a role in its failure. Ask any Virden fan about the play of Matt Stafford and curses will often follow. In wake of his runner-up MVP performance in 2012, Stafford was leaned on heavily in 2013, to his detriment. While easy to blame Stafford, a fading Aldon Smith and stumbling Jamaal Charles during a four-game losing streak to end the season didn't help.

**DEATH VALLEY (8-8)** – Cause of Death: *Reckless Driving*. When the keys to the Chris Worthley's offensive Lamborghini were turned over to the thrill-seeking RGIII most knew it would not be a smooth ride. But nobody expected an exploding fireball at the end. The Undertakers would have left their opponents in the dust if not for a league-leading 39 turnovers and a defence that could not put the brakes on anybody. Instead of the winner's circle they found the ditch while Chino's prison van rolled safely by.

**GWINNETT (7-9)** – Cause of Death: *Attrition*. The Glads' fall out of post-season contention was not so much due to *how* they played, but how *many* played. No team was more severely hit by injuries to its starters than Gwinnett. That included a three-game absence by QB, Ben Roethlisberger, a continuously banged up secondary, and running backs who could barely stay on the field. Adding to the injury woes was a physically healthy defensive line that played as if they were injured.

**TWIN CITIES (7-9)** – Cause of Death: *Fatal Delusion*. In another Conference or Division the Triumph may have experienced a kinder fate. But in the harsh North they were out of their league. Throughout the year they played a safe and basic system that reduced the risk of anything out of the ordinary happening – good or bad – and relied on their personnel. In a competitive division, with a marginally better than average talent group playing in a system better suited for elites, they got the record they deserved.

**MOHAVE (6-10)** – Cause of Death: *Bad Luck*. On paper the Hellfire did not look like one of the league's stooges entering the season, but it did not take long for opponents to start taking them lightly. A 1-6 start prominently peppered with poor performances by Andrew Luck brought the franchise to the brink of another fan revolt and its owner to the edge of a nervous breakdown. A death bed confession brought redemption late in the year and their strong finish bodes well for the Afterlife in 2014.

**CARTHAGE (5-11)** – Cause of Death: *Home Sickness*. Uprooted from their Colonial home, the Cannibals settled quite well into their new digs in Polynesia. With Durham discard Philip Rivers playing to renew his career they soon commanded the respect of terrified visitors to the Killing Field. Boasting a 4-4 record at the season's half way point, hope for a "Micronesian Miracle" began to emerge. But difficulty on the road coupled with the realities of being a bad team cruelly dashed that hope over a 1-7 finish.

**MISSION VIEJO (5-11)** – Cause of Death: *Negligence*. When it appeared after week one that the Monarchs were going to finish somewhere between last and second-to-last, the coaching staff gradually began to lose interest. The 'Coach for a Day' promotion, designed to make the Monarchs a "community team" and generate "new ideas," failed to produce results on the field. The only good idea it generated was the one to scrap the 'Coach for a Day' program.

**SCARBOROUGH (5-11)** – Cause of Death: *Unknown*. The most talked-about 5-11 team in history has been dissected and analyzed from every conceivable angle and nobody can agree on the Eagles' fatal flaw or, more likely, flaws. Various theories for their failure abound, including a wheel-spinning late off-season trade with Markham, no kick return specialist, and persistent injuries – none of these excuses on their own, or together, equal 11 losses considering the personnel they were able to deploy on the field. A top contender on paper, their stars appear to have simply failed to deliver.

**LOS ANGELES (4-12)** – Cause of Death: *TDD (Talent Deficit Disorder)*. Years of competing at the top and paying a high price for talent finally caught up with the Knights this year. Their solution was to purge the high-priced talent and replace it with "young talent" – which is code for cheaply paid guys who try hard. Fortunately, years of competing at the top left a lasting legacy that motivated the young Knights to leave it all on the field. Unfortunately there was not much to pick up afterwards.

**SEBASTIAN (2-14)** – Cause of Death: *Fish Trap*. The Swordfish swam into the EFL Ocean this year blissfully unaware of the horrible fate that lay in wait for them. Their modest goal of improvement on their expansion season seemed very attainable with upgrades at the offensive skill positions and the signing of veteran Ronde Barber to bring leadership to a young, promising defence. But when the games started they soon found out to their horror that they could not move. Sub-standard offensive line play kept the quarterback inept, the punter busy, and the stands at the Fish Tank empty.



# BUG THE BOOKIE!

JIMMY THE GEEK GIVES YOU HIS PICKS  
FOR QUARTER FINAL EFL ACTION





















*Your source for fantasy and on-line betting solutions*



RECORD VS THE SPREAD AFTER WEEK 16:

95-62-3

## PLAYOFF PICTURE AT A GLANCE

		PACIFIC-ATLANTIC CONFERENCE		CAN-AM CONFERENCE			
OUT	ALIVE	IN		IN		ALIVE	OUT
			1				
			2				
			3				
			4				
							
							

## JIMMY'S QUARTER FINALS PICKS

### PACIFIC-ATLANTIC

**CHINO @ IOWA CITY (line – CUBS by 2)**

**INJURIES:** Chino – None; Iowa City –LaMichael James (OUT).

Despite a two-game separation in the standings these teams are very closely matched. The Convicts are ranked slightly ahead of the Cubs in offense while the Cubs have the slightest of edges over the Convicts in overall defence. These teams split the season series with both teams winning at home. With Chris Johnson and Cam Newton in the backfield the Convicts have the league's top rushing attack. Coincidentally, with Patrick Willis and Muhammad Wilkerson in the box, the Cubs have the league's top rushing defence. Where the Cubs have been vulnerable is through the air, where they rank 19<sup>th</sup> in yards allowed. But Chino backers should not be overly confident that the third highest ranked passer in the league will have his way with them – the Cubs also lead the league in interceptions with 25 while Newton has struggled at times with ill-directed throws. Regardless of the danger, Newton will likely be

forced to set up the run with the pass – a reversal of the usual Chino practice. On the Cubs' side of the ball, they will hope for some traction from Trent Richardson in order to open up more room in the passing game; but with just 49 yards on 14 carries in their two previous match-ups combined, he won't be a persistent option if he starts poorly. The big unanswered question is who will start at QB for Iowa. Early season starter Russell Wilson struggled frequently down the stretch while back-up Colin Kaepernick has been more consistent and effective over that same period. With similar styles, it won't affect the Chino game plan very much whether Wilson or Kaepernick starts, but in terms of confidence for the Cubs' offence there will be no more important decision than who gets the starting nod – a decision I won't even attempt to predict. What I do predict is a curiously high-scoring game, with both teams passing more than they would have liked and succeeding better than they had hoped. **PICK: CHINO**

### **YORK @ CHARLESWOOD (line – PATRIOTS by 4)**

**INJURIES:** York –Ryan Williams (OUT); Charleswood – Quinton Patton (PROBABLE), Santonio Holmes (OUT), Jerraud Powers (OUT).

The Patriots handled York on the scoreboard during the regular season, beating them twice and dealing them their only loss during a hot streak down the stretch. But the Yorkies left both of those losses eager for another shot at the Pats. Perhaps it's the slow grinding nature of "Death by Adrian Peterson," or the relative shortage of long passing plays and TD passes from Peyton Manning that has opposing players and fans alike questioning whether they have indeed just witnessed one of the top offences in the league in action. But statistics can tell a powerful tale. While Jacoby Jones and Leonard Johnson may be the stars of the Charleswood prime time highlight reel, the grunts on the offence are the ones taking Charleswood into the post-season and you can bet that, having been pushed around by them twice, the Excaliburs are aware and ready this time. But the key to a York upset here will not be whether they can hold Manning Inc., to less than 30 points; it will be whether they can keep pace with them if they can't. The Pats defence is nothing more than mediocre, but they are the second least penalized defence in the league and, with the Pats offence controlling the ball much of the time, one of the best rested. Add the fact that often Charleswood's opponents are trying to come from behind and it becomes clearer why they have not been exposed much during the regular season. In order for the Swords to expose them, they are going to have to control the ball and that means conjuring up a ground game they have not had all season. Tom Brady has been reliable if not overly explosive this year and he would love to have another target in addition to Victor Cruz to throw to. It may be difficult for any team to win three games against the same opponent in one season, but with the home field advantage and greater depth on offence, expect the Charleswood attack to wear down the York defence before the other way around. **PICK:**

**CHARLESWOOD**

### **CAN-AM**

#### **PICKERING @ MARKHAM (line – NORTH STARS by 5)**

**INJURIES:** Pickering – None; Markham – Lucas Nicks (OUT).

Before the season started nobody would have discounted the prospects of Markham defending their title at home in the Quarter Final round of the playoffs. But few would have predicted their opponent to be Pickering. The Spartans took the North Division by storm early in the season, going 5-1 and beating some tough competition before tripping over a shrunken head in Carthage in Week Seven. The only team to beat the Spartans during the heady early weeks of their 2013 campaign was Markham, and they did it with their arms crossed as Josh Scobee infamously missed a 49-yard field goal as time expired that could have won the game for Pickering. The Spartans looked more like analysts had expected them to look in going 3-5 in the second half of the season, but their early season run turned out to be decisive and they now find themselves tied with Markham at 0-0 in the post-season. While most if not all of the key statistical indicators point to a Markham victory at home, there are some variables that could easily step between probability and reality. The Markham offence is heavily reliant on the ground game to get moving and the Spartans have proven quite adept at slowing down the run game. These are also both highly opportunistic teams and, while overall the North Stars are more so, the Spartans have shown deadly flashes of the ability to turn a game on its side through takeaways. Who will win the turnover battle is impossible to predict, but a favourable margin for Pickering could make all the difference and force an upset. All things being equal, however, it is hard to envision Markham not moving on to the next round if only for the reason that they are capable of taking Matt Schaub out before he can put twin game-breakers Demaryius Thomas and Vincent Jackson into play. The performance of Schaub will be the key, and I don't expect it to unlock the secret to beating Markham. **PICK: MARKHAM**

## DURHAM @ GARLAND (line – MUSTANGS by 3)

**INJURIES:** Durham – David DeCastro (OUT); Garland – Julian Edelman (OUT).

Running into Garland at the Corral in an elimination game is not the first round match-up that Durham wanted. But an inability to beat the North Stars proved fatal to their aspirations for a division title; and so they must do-or-die in Texas if Drew Brees is going to be the first quarterback in EFL history to play in back-to-back Championships with different teams. This is a straight battle of the best offence versus the best defence. The Dinosaurs have scored more points and gained more yards than any other team and the Horses have given up fewer points and fewer yards than any other team. If it is true that offence wins the regular season and defence wins championships, we need not try to guess the outcome of this game. But if we were to consider the clash of the irresistible force against the immovable object to be a wash then the clue to victory may lie in the match-up between the Lizards' defence and the Mustangs' offence. The Durham line has been like a Styrofoam wall trying to stop the run this year which is good news for Garland running backs, Arian Foster and Matt Forte. But the Durham secondary is as good as Garland's, which is bad news for Matt Ryan and his assemblage of second tier-star talent in his wide receiving corps. But at least Ryan can keep the ball in hand, unlike his counterpart Brees, who led the league in interceptions this year with an astounding 23. This last fact could be the predictor of what will transpire this week in Garland – a pass-happy Brees throwing touchdowns to his teammates and interceptions to his opponents. The last time these teams met, Brees was in top form and threw 3 touchdown passes without an interception, but that was during the Doug Shirley era, at home. On the road in Garland against the intense new coach of the Mustangs it is likely going to be a different story and a tragic one for the Thunder Lizards. **PICK: GARLAND**

East	W	L	T	Pct	Pts	Ave	Opp	Ave	Diff	Home	Div	Conf
Charleswood	12	4	0	0.750	407	25.4	280	17.5	7.9	6 2 0	7 3 0	12 4 0
Mohave	10	6	0	0.625	456	28.5	341	21.3	7.2	6 2 0	8 2 0	10 6 0
Florida	8	8	0	0.500	419	26.2	395	24.7	1.5	5 3 0	6 4 0	8 8 0
Gwinnett	8	8	0	0.500	414	25.9	399	24.9	0.9	6 2 0	5 5 0	8 8 0
Kutztown	8	8	0	0.500	431	26.9	407	25.4	1.5	6 2 0	4 6 0	8 8 0
Meadowlands	1	15	0	0.063	208	13	564	35.3	-22.3	0 8 0	0 10 0	1 15 0
West	W	L	T	Pct	Pts	Ave	Opp	Ave	Diff	Home	Div	Conf
Cowtown	13	3	0	0.813	453	28.3	274	17.1	11.2	6 2 0	8 2 0	13 3 0
Chino	10	6	0	0.625	463	28.9	383	23.9	5	7 1 0	6 4 0	10 6 0
Durham	9	7	0	0.563	444	27.8	369	23.1	4.7	5 3 0	4 6 0	9 7 0
Iowa City	7	9	0	0.438	344	21.5	415	25.9	-4.4	3 5 0	5 5 0	7 9 0
Anchorage	5	11	0	0.313	357	22.3	519	32.4	-10.1	3 5 0	4 6 0	5 11 0
Los Angeles	5	11	0	0.313	293	18.3	343	21.4	-3.1	4 4 0	3 7 0	5 11 0



**ANCIENT HISTORY**  
CHANNEL  
PRESENTS  
*This Week in EFL History*  
With Professor  
*Sterling Smitherman*

FROM THE EFL ARCHIVES – 2007 – Above this column you will see a modern reproduction of a primitive set of standings from that first EFL season. Note the lack of conferences and the large number of teams in each division. This was a necessity of the day. Math had not yet evolved to the point where it could accommodate a playoff format using three divisions of four teams each, while four divisions of three teams each just seemed silly. Eight out of 12 teams made the post-season that year, ensuring playoff races were kept alive into the final week. Since that year, the number of EFL teams has increased, but the number that

make the playoffs remains the same.

The Iowa City Cubs won the final playoff berth in the West with a 15-14 victory over the LA Knights. Neil Rackers, derisively nick-named “Wreckers” because of earlier struggles, delivered on 5 of 6 FG attempts to account for all of his team's points. The victory knocked LA out of the playoff hunt.

In the East, a dramatic showdown in Gwinnett between the Gladiators and the Kutztown Golden Bears ended with Robbie Gould splitting the uprights from 29 yards with 7 seconds to give Gwinnett a 27-24 win. Kutztown's Tony Romo left the game early with a hangover, leaving back-up Kurt Warner to keep the Bears in the game.

Although the rest of the games had either minor or no playoff implications, a 31-30 upset of Chino by Anchorage on a late TD pass to Andre Johnson from Drew Brees drew a lot of attention in the media because nobody could believe it.

Individual highlights included a three-interception game for Mohave linebacker, London Fletcher; it set the record at the time. On offence, Andre Johnson caught 8 passes for 139 yards and 3 TDs – the type of feat that would become commonplace later in his career but impressed in 2007.