

2018



WEEK

1



EFL

ELITE FOOTBALL LEAGUE

In our 1st season and still going strong!

October 7, 2018

2018



WEEK

1

EAST



CENTRAL



WEST



NORTH



COASTAL



SOUTH



PILOTS BUZZ CUBS!



Seattle receiver *Michael Crabtree* snares a pass from *Eli Manning* for the tying TD in the 2nd quarter. After a slow start, the Seattle offence took off and the defence stood firm as Seattle shocked the Cubs, 24-14.



*Who was slick
in Week One?*

**"Brylcreem" THE
EFL'S FIRST SPONSOR**



OFFENCE



Eli Manning
QB
Seattle
Pilots

18 of 29, 262 yds, 3 TD passes.
Shredded Cubs secondary in upset.



DEFENCE



Lamarr Houston
DL
Budapest North
Stars

3 Sacks, 1 FF. Stood out in defensive
struggle with 3 sacks of Tom Brady.



1st & 10, OPP 34, OT. **Big Ben** connects with **Kenny Stills** for a walk-off 34-yard TD pass.

Scarborough at own 13 in 3rd Qt. **Damon Harrison** (COW) 22-yard pick-six of **A. Rodgers**.

	18	Carson Wentz threw 2 TD passes to Jimmy Graham in the 1 st and Frank Gore plunged over the goal line in the dying seconds of the 2 nd to give the Chargers a 21-10 halftime lead. St. Charles was blanked in the 2 nd half while Buffalo closed the gap with a 34-yard Tevin Coleman TD run. But time expired on Buffalo's comeback as Coleman was corralled at the Charger 6 with no TOs left.
	21	
	16	Stephen Gostkowski connected on four FGs, including two from 58 and 56 yards – the second in the last minute of OT – to deliver the Cadillac their first win of 2018. Neither offence was able to break loose in this tight defensive struggle. Ezekiel Elliott scored from less than a yard for Virden in the 1 st , while Vernon Davis hauled in a 4-yard pass from Matt Stafford in the 3 rd for Erieau's only major.
	19	
	10	This game turned into a battle of back-up QBs when both starters, DeShawn Watson for the Pats and Carson Palmer for the Triumph, went down with serious injuries in the 1 st , with the Triumph leading 7-0. Mitch Trubisky scrambled for a 13-yard TD and Royce Freeman dove in from 1-yard to give Twin Cities a 21-3 half time lead. Blake Bortles and the penalty-plagued Pats could not recover.
	28	
	14	Durham turned the ball over 5 times in their first 5 possessions – 3 picks, 1 lost fumble and a failed 4 th down – to set up 23 Sebastian points. Durham got one back when a failed 4 th & 1 in Sebastian territory led to a 24-yard TD pass to TY Hilton. The Swordfish quickly retaliated with a 23-yard TD run by D'Onta Freeman to make it 30-7 at the half. Sebastian held on easily in an uneventful 2 nd half.
	33	
	14	The teams scored TDs on their opening series to finish the 1 st tied at 7. Ronald Darby's pick of Aaron Rodgers set up a Cowtown FG but the Eagles replied with a 19-yard TD pass to DeSean Jackson for a 14-10 lead. Cowtown scored on a 9-yard TD pass to Adam Humphries to end the half up 17-14. Both offences then went to sleep, with Damon Harrison's pick-six the only points of the 2 nd half.
	24	
	10	Both offences struggled in this classic battle of field position. Tom Brady's 23-yard pass to Kelvin Benjamin set up a Derrick Henry TD run to put York in front 7-0 early in the 2 nd . The North Stars did not answer until the 4 th , when Tyrod Taylor hit Stefon Diggs for a 6-yard TD pass to tie it at 7. After a late end zone punt by York, Kai Forbath booted the game-winner from 54-yard out as time expired.
	7	
	24	The teams played to a 14-14 draw in the 1 st half to set up a wild 2 nd half. The Hawks followed up a goal line stand with a 98-yard TD drive then added a FG after a 4 th down stand at their 10. The Spartans rallied with the help of 85 yards of Hawks' penalties to tie the game late. In OT, the Hawks missed a 4 th down at mid-field, leading to Demaryius Thomas' 32-yard catch to set up the winning FG.
	27	
	14	Ben Roethlisberger threw 3 TD passes, two of those to Kenny Stills, to lead the Glads to an overtime victory over rival Aurora. Matt Ryan and Big Ben traded TD passes late in the 2 nd to finish the 1 st half tied at 7. Ryan ran it in from 9 yards then Big Ben hit Jarvis Landry from 16 yards to tie it in the 3 rd . After an OT 4 th & inches conversion, Stills got open for a 34-yard TD catch for the walk-off win.
	20	
	17	Toronto scored on its first three possessions: Jay Cutler hit Adam Thielen twice and Saquon Barkley broke a 20-yard TD run after Eric Weddle's interception to take a 21-0 lead. A Ricardo Allen pick of Cutler set up a TD run by Chris Ivory to get Cincinnati on the board, but the Wolverines hit back with a 24-yard TD pass to Tyreek Hill. Toronto did not score again but held on in the 2 nd half for the win.
	28	
	24	Russell Wilson opened the scoring with a 37-yard TD pass to Mike Wallace then his offence went to sleep. After a slow start, Eli Manning evened things in the 2 nd on a 13-yard TD pass to Michael Crabtree then connected with Anthony Miller for a 16-yard TD pass after a fumble recovery in the 3 rd . A 53-yard check down and a 13-yard TD pass to Kareem Hunt capped off a big Seattle upset.
	14	
	24	New Jersey built up a 17-0 lead with the help of a 29-yard pick-six by Keanu Neal and a 15-yard TD pass to Ted Ginn Jr before the Bombers answered with a Leonard Fournette TD run at the end of the 1 st half. A James Bradberry interception led to a second TD pass to Ginn to extend the visitor's lead to 24-7 late in the 3 rd . Bruxelles made it appear close by notching 2 TDs in garbage time.
	21	
	17	In heavy rain the Knights started well with a 42-yard completion to DaVante Parker setting up a 1 st series TD. Ka'imi Fairbairn added 2 FGs to make it 13-3 by half time. Chino found the end zone in the 3 rd on a 9-yard TD run by Dak Prescott but the Knights replied with a Sean Lee pick to set up a Le'Veon Bell TD catch. The Knights held on after a Christian McCaffery TD made it close in the 4 th .
	20	

DERAILERS**18**

PASSING: David Fales, 12 of 19, 131 yds, 0 TD, 0 INT
RUSHING: Jay Ajayi, 12C, 74yds, (6.2), 0 TD
RECEIVING: Julio Jones, 9 for 79yds, 17LG, 1 TD
DEFENCE: Ziggy Ansah, 7 T, 1 SK, 1 STF
KICKING: Jake Elliott, 1 of 2 FG, 1 of 1 XPA, 4 Pts

CHARGERS**21**

PASSING: Carson Wentz, 14 of 23, 170 yds, 2 TDs, 0 INT
RUSHING: Dion Lewis, 16C, 92yds, (5.8), 0 TD
RECEIVING: Michael Thomas, 6 for 73yds, 24LG, 0 TD
DEFENCE: Julius Peppers, 6 T, 1 SK, 1 STF, 2 HUR
KICKING: Steven Hauschka, 3 of 3 XPA, 0 of 1 FG, 3 Pts

10-06-2018 St.Charles Stadium Temp: 72 Wind:

MVP: **Carson Wentz**

	1	2	3	4	Tot
2017 Buffalo (0-1)	0	10	0	8	18
2017 St. Charles (1-0)	14	7	0	0	21

Scoring Summary

1 8:24 St. Charles	TD Wentz 8 pass to Graham (Hauschka) (6-55-4:00)	0-7
1 3:15 St. Charles	TD Wentz 36 pass to Graham (Hauschka) (6-67-3:52)	0-14
2 9:45 Buffalo	FG Elliott 35 (15-58-8:26)	3-14
2 3:50 Buffalo	TD Rosen 4 pass to Jones (Elliott,J) (7-71-3:35)	10-14
2 0:19 St. Charles	TD Gore 1 run (Hauschka) (10-75-3:31)	10-21
4 7:50 Buffalo	TD Coleman 34 run (2 - Jones) (5-80-2:02)	18-21

BUF**STC**

First Downs	19	16
Rushes	27-143	28-146
Passes	23-37-222	14-23-170
Sacked	3-13	3-20
Fumble	2	1
Penalties	6-40	6-50
Turnovers	0	0
Missed Tackles	4	8
Blitzers	29	21
Time	30:51	29:09
Third Down	7-17	3-12
Fourth Down	2-2	1-1
Red Att/Td/Fg	3/1/1	2/2/0
Net Offense	352	296

WRECKING BALL**24**

PASSING: Jared Goff, 16 of 28, 190 yds, 2 TDs, 0 INT
RUSHING: LeSean McCoy, 24C, 121yds, (5.0), 0 TD
RECEIVING: Eric Decker, 4 for 74yds, 28LG, 0 TD
DEFENCE: Matt Judon, 9 T, 2 SK, 3 STF
KICKING: Chris Boswell, 3 of 3 XPA, 1 of 3 FG, 6 Pts

BOMBERS**21**

PASSING: Marcus Mariota, 26 of 45, 257 yds, 2 TDs, 3 INTs
RUSHING: Leonard Fournette, 17C, 76yds, (4.5), 1 TD
RECEIVING: Leonard Fournette, 6 for 66yds, 27LG, 1 TD
DEFENCE: Bud Dupree, 12 T, 1 SK, 1 STF, 1 PD
KICKING: Chandler Cantanzaro, 3 of 3 XPA, 3 Pts

10-06-2018 The Fortress Temp: 77 Wind:

MVP: **LeSean McCoy**

	1	2	3	4	Tot
2017 New Jersey (1-0)	3	14	7	0	24
2017 Bruxelles (0-1)	0	7	0	14	21

Scoring Summary

1 4:52 New Jersey	FG Boswell 27 (10-73-5:07)	3-0
2 14:55 New Jersey	TD Neal 29 interception return (Boswell)	10-0
2 3:03 New Jersey	TD Goff 15 pass to Ginn Jr. (Boswell) (6-66-3:19)	17-0
2 0:29 Bruxelles	TD Fournette 1 run (Catanzaro) (11-75-2:34)	17-7
3 4:16 New Jersey	TD Goff 9 pass to Ginn Jr. (Boswell) (2-11-0:47)	24-7
4 2:10 Bruxelles	TD Mariota 20 pass to Fournette (Catanzaro) (4-59-0:52)	24-14
4 0:03 Bruxelles	TD Mariota 2 pass to Kelce (Catanzaro) (10-80-1:34)	24-21

NJ**BRX**

First Downs	20	26
Rushes	31-147	28-137
Passes	16-28-190	26-45-257
Sacked	5-25	5-24
Fumble	1	0
Penalties	9-94	10-60
Turnovers	0	3
Missed Tackles	4	4
Blitzers	34	32
Time	32:30	27:30
Third Down	1-13	6-16
Fourth Down	0-0	1-3
Red Att/Td/Fg	5/2/1	3/3/0
Net Offense	312	370

PATRIOTS**10**

PASSING: Blake Bortles, 21 of 40, 191 yds, 1 TD, 1 INT
RUSHING: Lamar Miller, 11C, 35yds, (3.2), 0 TD
RECEIVING: James Washington, 6 for 66yds, 17LG, 1 TD
DEFENCE: CJ Mosley, 14 T, 1 PD SK, 1 INT (13yds)
KICKING: Ryan Succop, 1 of 1 XPA, 1 of 1 FG, 4 Pts

TRIUMPH**28**

PASSING: Mitch Trubisky, 10 of 23, 85 yds, 0 TDs, 1 INT
RUSHING: Melvin Gordon, 21C, 112yds, (5.3), 1 TD
RECEIVING: Antonio Brown, 6 for 62yds, 14LG, 0 TD
DEFENCE: Bobby Wagner, 4 T, 1 PD, 1 TF, 1 INT (0yds)
KICKING: Dustin Hopkins, 4 of 4 XPA, 4 Pts

10-06-2018 Wilhalla Stadium Temp: 70 Wind:

MVP: **Melvin Gordon**

	1	2	3	4	Tot
2017 Charleswood (0-1)	3	0	7	0	10
2017 Twin Cities (1-0)	7	14	0	7	28

Scoring Summary

1 10:33 Twin Cities	TD Gordon 4 run (Hopkins,D) (9-50-3:18)	0-7
1 2:46 Charleswood	FG Succop 38 (10-42-3:53)	3-7
2 11:56 Twin Cities	TD Trubisky 13 run (Hopkins,D) (13-75-5:50)	3-14
2 2:57 Twin Cities	TD Freeman 1 run (Hopkins,D) (11-64-4:56)	3-21
3 0:00 Charleswood	TD Bortles 17 pass to Washington (Succop) (3-16-0:57)	10-21
4 9:11 Twin Cities	TD Trubisky 2 run (Hopkins,D) (12-75-5:43)	10-28

CHP**TCT**

First Downs	15	22
Rushes	18-56	37-177
Passes	23-43-196	13-30-122
Sacked	2-15	3-22
Fumble	1	0
Penalties	12-93	7-40
Turnovers	1	1
Missed Tackles	10	2
Blitzers	2	0
Time	25:36	34:24
Third Down	7-17	4-14
Fourth Down	0-2	2-3
Red Att/Td/Fg	3/1/1	4/4/0
Net Offense	237	277

VIOLATORS



16

PASSING: David Carr, 20 of 38, 299 yds, 0 TD, 1 INT
RUSHING: Ezekiel Elliott, 29C, 113yds, (3.9), 1 TD
RECEIVING: Juju Sm-Schuster, 8 for 178yds, 46LG, 0 TD
DEFENCE: Leonard Floyd, 9 T, 1 SK, 1 PD
KICKING: Cairo Santos, 3 of 4 FGA, 9 Pts

CADILLAC



19

PASSING: Matt Stafford, 22 of 33, 189 yds, 1 TD, 0 INT
RUSHING: Marshawn Lynch, 34C, 121yds, (3.6), 0 TD
RECEIVING: Jordy Nelson, 5 for 65yds, 22LG, 0 TD
DEFENCE: Wesley Woodyard, 14 T, 1 SK, 1 PD, 1 STF
KICKING: S. Gostkowski, 1 of 1 XPA, 4 of 4 FGA, 13 Pts

10-06-2018 Kelly-Burke Field Temp: 1 Wind: None MVP: Marshawn Lynch

	1	2	3	4	5	Tot
2017 Virden (0-1)	7	3	0	6	0	16
2017 Erieau (1-0)	3	6	7	0	3	19

Scoring Summary

1 5:07 Erieau	FG Gostkowski 58 (8-32-3:02)	0-3
1 1:46 Virden	TD Elliott 1 run (Gonzalez) (7-75-3:21)	7-3
2 8:09 Erieau	FG Gostkowski 22 (17-61-8:26)	7-6
2 3:33 Virden	FG Santos 25 (10-68-4:25)	10-6
2 0:00 Erieau	FG Gostkowski 19 (6-25-1:31)	10-9
3 8:54 Erieau	TD Stafford 4 pass to Davis (Gostkowski) (11-63-4:53)	10-16
4 9:46 Virden	FG Santos 34 (10-64-5:04)	13-16
4 0:05 Virden	FG Santos 36 (12-62-2:19)	16-16
5 0:29 Erieau	FG Gostkowski 56 (11-51-5:01)	16-19

	VV	ERI
First Downs	22	20
Rushes	34-132	44-140
Passes	20-38-299	22-33-189
Sacked	1-9	2-18
Fumble	2	0
Penalties	11-68	6-51
Turnovers	1	0
Missed Tackles	4	8
Blitzers	15	21
Time	34:04	40:27
Third Down	3-14	3-18
Fourth Down	2-2	2-2
Red Att/Td/Fg	5/1/3	3/1/2
Net Offense	422	311

PILOTS



24

PASSING: Eli Manning, 18 of 29, 262 yds, 3 TDs, 0 INT
RUSHING: Kareem Hunt, 27C, 122yds, (4.5), 0 TD
RECEIVING: Michael Crabtree, 9 for 123yds, 49LG, 1 TD
DEFENCE: Olivier Vernon, 4 T, 2 SK, 2 HUR
KICKING: Josh Lambo, 3 of 3 XPA, 1 of 4 FGA, 6 Pts

CUBS



14

PASSING: Russell Wilson, 18 of 31, 197 yds, 1 TD, 0 INT
RUSHING: Bilal Powell, 13C, 53yds, (4.1), 0 TD
RECEIVING: Mike Wallace, 4 for 80yds, 37LG, 1 TD
DEFENCE: Dalvin Tomlinson, 9 T, 2 STF, 1 HUR
KICKING: Justin Tucker, 2 of 2 XPA, 0 of 2 FGA, 2 Pts

10-06-2018 Joe Ferguson Stadium Temp: 77 Wind: Calm None MVP: Kareem Hunt

	1	2	3	4	Tot
2017 Seattle (1-0)	0	10	7	7	24
2017 Iowa City (0-1)	7	0	0	7	14

Scoring Summary

1 9:35 Iowa City	TD Wilson 37 pass to Wallace (Tucker,J) (4-59-1:13)	0-7
2 3:59 Seattle	TD Manning 13 pass to Crabtree (Lambo) (8-61-5:21)	7-7
2 0:00 Seattle	FG Lambo 18 (9-67-2:17)	10-7
3 9:53 Seattle	TD Manning 16 pass to Miller (Lambo) (3-22-0:17)	17-7
4 14:37 Iowa City	TD Mixon 1 run (Tucker,J) (9-57-4:25)	17-14
4 8:03 Seattle	TD Manning 13 pass to Hunt (Lambo) (4-71-1:45)	24-14

	SEA	ICC
First Downs	19	17
Rushes	32-142	29-124
Passes	18-29-262	18-31-197
Sacked	0-0	4-34
Fumble	0	1
Penalties	10-84	7-50
Turnovers	0	2
Missed Tackles	7	10
Blitzers	7	1
Time	29:58	30:02
Third Down	4-13	3-15
Fourth Down	0-0	1-2
Red Att/Td/Fg	4/3/1	1/1/0
Net Offense	404	287

CONVICTS



17

PASSING: Dak Prescott, 19 of 34, 210 yds, 1 TD, 2 INTs
RUSHING: Mark Ingram, 15C, 60yds, (4.0), 0 TD
RECEIVING: Christian McCaffrey, 9 for 97yds, 21LG, 1 TD
DEFENCE: Josh Jackson, 3 T, 1 PD, 1 INT (38yds)
KICKING: Dan Bailey 2 of 2 XPA, 1 of 1 FGA, 5 Pts

KNIGHTS



20

PASSING: Josh McCown, 17 of 32, 194 yds, 2 TDs, 1 INT
RUSHING: Le'Veon Bell, 30C, 96yds, (3.2), 0 TD
RECEIVING: Le'Veon Bell, 7 for 58yds, 15LG, 1 TD
DEFENCE: Sean Lee, 9 T, 1 STF, 1 PD, 1 INT (37yds)
KICKING: Ka'imi Fairbairn, 2 of 2 XPA, 2 of 3 FGA, 8 Pts

10-06-2018 Round Table Stadium Temp: 91 Wind: 0-10 Heavy Rain MVP: Le'Veon Bell

	1	2	3	4	Tot
2017 Chino (0-1)	0	3	7	7	17
2017 Los Angeles (1-0)	10	3	0	7	20

Scoring Summary

1 11:41 Los Angeles	TD McCown 7 pass to Cooks (Fairbairn) (7-75-3:19)	0-7
1 1:05 Los Angeles	FG Fairbairn 50 (6-6-2:48)	0-10
2 6:57 Chino	FG Bailey 51 (7-13-1:56)	3-10
2 0:00 Los Angeles	FG Fairbairn 36 (7-33-0:44)	3-13
3 3:27 Chino	TD Prescott 9 run (Bailey,D) (9-63-3:44)	10-13
4 11:17 Los Angeles	TD McCown 9 pass to Bell (Fairbairn) (3-12-0:53)	10-20
4 5:58 Chino	TD Prescott 6 pass to McCaffrey (Bailey,D) (8-75-5:19)	17-20

	CHI	LAK
First Downs	19	17
Rushes	26-106	34-104
Passes	19-34-210	17-32-194
Sacked	1-12	2-16
Fumble	1	1
Penalties	4-28	4-20
Turnovers	2	2
Missed Tackles	4	4
Blitzers	16	22
Time	27:18	32:42
Third Down	4-11	10-17
Fourth Down	0-2	0-0
Red Att/Td/Fg	3/2/0	3/2/1
Net Offense	304	282

T-LIZARDS



14

PASSING: Cam Newton, 22 of 41, 205 yds, 2TDs, 3 INTs
RUSHING: Rashaad Penny, 10C, 42yds, (4.2), 0 TD
RECEIVING: TY Hilton, 3 for 47ds, 24LG, 1 TD
DEFENCE: Thomas Davis, 4 T, 2 SK
KICKING: Phil Dawson, 2 of 2 XPA, 2 Pts

SWORDFISH



33

PASSING: Drew Brees, 17 of 27, 166 yds, 1 TD, 1 INT
RUSHING: D'Onta Foreman, 10C, 66yds, (6.6), 2 TDs
RECEIVING: Doug Baldwin, 4 for 69yds, 25LG, 0 TD
DEFENCE: Jadeveon Clowney, 7 T, 1 SK, 1 PD, 1 STF, 4HUR
KICKING: Adam Vinatieri, 3 of 4 XPA, 2 of 2 FGA, 9 Pts

10-06-2018 The Fish Tank Temp: -8 Wind: None MVP: **D'Onta Foreman**

	1	2	3	4	Tot
2017 Durham (0-1)	0	7	0	7	14
2017 Sebastian (1-0)	14	16	3	0	33

Scoring Summary

1 10:42 Sebastian	TD Brees 12 pass to Kears (Vinatieri) (5-51-2:26)	0-7
1 9:31 Sebastian	TD Heath 26 interception return (Vinatieri)	0-14
2 12:08 Sebastian	FG Vinatieri 41 (10-39-4:55)	0-17
2 9:16 Sebastian	TD Foreman 31 run (no good) (2-33-0:59)	0-23
2 2:29 Durham	TD Newton 24 pass to Hilton (Dawson) (7-45-3:34)	7-23
2 1:02 Sebastian	TD Foreman 23 run (Vinatieri) (7-61-1:20)	7-30
3 3:02 Sebastian	FG Vinatieri 41 (9-35-4:45)	7-33
4 3:46 Durham	TD Newton 5 pass to Penny (Dawson) (10-68-3:41)	14-33

	DTL	SS
First Downs	14	15
Rushes	24-81	30-154
Passes	22-43-205	17-27-166
Sacked	2-14	2-11
Fumble	2	1
Penalties	4-30	1-10
Turnovers	4	1
Missed Tackles	4	2
Blitzers	29	4
Time	30:23	29:37
Third Down	5-14	3-14
Fourth Down	2-7	2-5
Red Att/Td/Fg	2/1/0	1/1/0
Net Offense	272	309

BLUE EAGLES



14

PASSING: Aaron Rodgers, 16 of 29, 139 yds, 1 TD, 2 INTs
RUSHING: Jordan Howard, 14C, 50yds, (3.6), 1 TD
RECEIVING: DeSean Jackson, 5 for 60yds, 19LG, 1 TD
DEFENCE: Deion Jones, 8 T, 1 PD, 1 STF
KICKING: Mason Crosby, 2 of 2 XPA, 2 Pts

CORN KINGS



24

PASSING: Joe Flacco, 13 of 24, 188 yds, 2 TDs, 1 INT
RUSHING: Todd Gurley II, 17C, 73yds, (4.3), 0 TD
RECEIVING: Todd Gurley, 4 for 85yds, 56LG, 1 TD
DEFENCE: Damon Harrison, 1 INT (22yds-TD)
KICKING: Matt Bryant, 3 of 3 XPA, 1 of 1 FGA, 6 Pts

10-03-2018 Tillman Field Temp: 84 Wind: 0-10 None MVP: **Todd Gurley II**

	1	2	3	4	Tot
2017 Scarborough (0-1)	7	7	0	0	14
2017 Cowtown (1-0)	7	10	7	0	24

Scoring Summary

1 10:18 Cowtown	TD Flacco 19 pass to Gurley II (Bryant,M) (10-75-4:42)	0-7
1 2:22 Scarborough	TD Howard 1 run (Crosby) (15-78-7:49)	7-7
2 12:40 Cowtown	FG Bryant 25 (6-24-2:32)	7-10
2 8:34 Scarborough	TD Rodgers 19 pass to Jackson (Crosby) (9-70-4:02)	14-10
2 4:11 Cowtown	TD Flacco 9 pass to Humphries (Bryant,M) (13-75-4:23)	14-17
3 6:53 Cowtown	TD Harrison 22 interception return (Bryant,M)	14-24

	SBE	COW
First Downs	19	13
Rushes	28-143	33-98
Passes	19-35-160	13-24-188
Sacked	1-13	2-15
Fumble	3	0
Penalties	7-60	6-40
Turnovers	3	1
Missed Tackles	4	5
Blitzers	23	26
Time	30:04	29:56
Third Down	4-14	5-13
Fourth Down	1-2	0-0
Red Att/Td/Fg	3/2/0	3/2/1
Net Offense	290	271

NORTH STARS



10

PASSING: Tyrod Taylor, 14 of 27, 168 yds, 1 TD, 0 INT
RUSHING: Isaiah Crowell, 12C, 61yds, (5.1), 0 TD
RECEIVING: Chris Hogan, 3 for 69yds, 56LG, 0 TD
DEFENCE: Lamarr Houston, 3 T, 3 SK, 1 FF
KICKING: Kai Forbath, 1 of 1 XPA, 1 of 1 FGA, 4 Pts

EXCALIBURS



7

PASSING: Tom Brady, 15 of 27, 147 yds, 0 TD, 1 INT
RUSHING: Nick Chubb, 14C, 60yds, (4.3), 0 TD
RECEIVING: Delanie Walker, 5 for 51yds, 12LG, 0 TD
DEFENCE: Von Miller, 6 T, 1 SK, 2 STF, 1HUR, 1 FF
KICKING: Graham Gano, 1 of 1 XPA, 1 Pt







10-06-2018 Camelot Temp: 71 Wind: Calm None MVP: **Lamarr Houston**

	1	2	3	4	Tot
2017 Budapest (1-0)	0	0	0	10	10
2017 York (0-1)	0	7	0	0	7

Scoring Summary

2 14:51 York	TD Henry 7 run (Gano) (6-59-3:15)	0-7
4 13:29 Budapest	TD Taylor 6 pass to Diggs (Forbath) (9-87-3:46)	7-7
4 0:00 Budapest	FG Forbath 54 (3-2-0:17)	10-7

	BUD	YOR
First Downs	14	14
Rushes	37-141	23-100
Passes	14-27-168	15-27-147
Sacked	4-24	5-22
Fumble	2	1
Penalties	8-51	3-20
Turnovers	0	1
Missed Tackles	3	9
Blitzers	11	11
Time	31:00	29:00
Third Down	7-19	3-13
Fourth Down	0-1	0-1
Red Att/Td/Fg	2/1/0	1/1/0
Net Offense	285	225

<div>HAWKS</div> <div><div>24</div></div>		<div>PASSING: Alex Smith, 20 of 42, 266 yds, 2 TDs, 1 INT RUSHING: Matt Breida, 22C, 107yds, (4.9), 1 TD RECEIVING: Rob Gronkowski, 9 for 106yds, 22LG, 1 TD DEFENCE: Vontaze Burfict, 5 T, 1 PD, 1STF KICKING: Cody Parkey, 1 of 2 FGA, 3 of 3 XPA, 6 Pts</div>	<div>SPARTANS</div> <div><div>27</div></div>		<div>PASSING: Philip Rivers, 17 of 29, 224 yds, 2 TDs, 0 INT RUSHING: Devonta Freeman, 27C, 122yds, (4.5), 1 TD RECEIVING: Golden Tate, 5 for 42yds, 16LG, 1 TD DEFENCE: Everson Griffen, 9 T, 3 STF, KICKING: Greg Zuerlein, 3 of 3 XPA, 2 of 2 FGA, 9 Pts</div>																																																																																											
<div>10-06-2018 Thermopylae Stadium Temp: 52 Wind: 0-5 None MVP: Philip Rivers</div> <div><table><tr><td></td><td>1</td><td>2</td><td>3</td><td>4</td><td>5</td><td>Tot</td></tr><tr><td>2017 Brooklin (0-1)</td><td>0</td><td>14</td><td>7</td><td>3</td><td>0</td><td>24</td></tr><tr><td>2017 Pickering (1-0)</td><td>7</td><td>7</td><td>0</td><td>10</td><td>3</td><td>27</td></tr></table></div> <div>Scoring Summary</div> <div><table><tr><td>1 7:22 Pickering</td><td>TD Freeman 6 run (Zuerlein) (4-62-2:30)</td><td>0-7</td></tr><tr><td>2 9:07 Brooklin</td><td>TD Smith 2 pass to Gronkowski (Parkey) (11-80-4:21)</td><td>7-7</td></tr><tr><td>2 4:29 Pickering</td><td>TD Rivers 5 pass to Juszczuk (Zuerlein) (9-75-4:38)</td><td>7-14</td></tr><tr><td>2 0:40 Brooklin</td><td>TD Smith 6 pass to Hopkins (Parkey) (12-75-3:49)</td><td>14-14</td></tr><tr><td>3 1:56 Brooklin</td><td>TD Breida 1 run (Parkey) (9-83-5:23)</td><td>21-14</td></tr><tr><td>4 9:12 Brooklin</td><td>FG Parkey 45 (9-63-4:14)</td><td>24-14</td></tr><tr><td>4 5:40 Pickering</td><td>TD Rivers 11 pass to Tate (Zuerlein) (5-24-1:41)</td><td>24-21</td></tr><tr><td>4 0:21 Pickering</td><td>FG Zuerlein 20 (16-75-2:01)</td><td>24-24</td></tr><tr><td>5 10:29 Pickering</td><td>FG Zuerlein 32 (5-40-2:25)</td><td>24-27</td></tr></table></div>				1	2	3	4	5	Tot	2017 Brooklin (0-1)	0	14	7	3	0	24	2017 Pickering (1-0)	7	7	0	10	3	27	1 7:22 Pickering	TD Freeman 6 run (Zuerlein) (4-62-2:30)	0-7	2 9:07 Brooklin	TD Smith 2 pass to Gronkowski (Parkey) (11-80-4:21)	7-7	2 4:29 Pickering	TD Rivers 5 pass to Juszczuk (Zuerlein) (9-75-4:38)	7-14	2 0:40 Brooklin	TD Smith 6 pass to Hopkins (Parkey) (12-75-3:49)	14-14	3 1:56 Brooklin	TD Breida 1 run (Parkey) (9-83-5:23)	21-14	4 9:12 Brooklin	FG Parkey 45 (9-63-4:14)	24-14	4 5:40 Pickering	TD Rivers 11 pass to Tate (Zuerlein) (5-24-1:41)	24-21	4 0:21 Pickering	FG Zuerlein 20 (16-75-2:01)	24-24	5 10:29 Pickering	FG Zuerlein 32 (5-40-2:25)	24-27	<div><table><tr><td></td><td>BRH</td><td>PIC</td></tr><tr><td>First Downs</td><td>25</td><td>23</td></tr><tr><td>Rushes</td><td>31-178</td><td>39-181</td></tr><tr><td>Passes</td><td>20-42-266</td><td>17-29-224</td></tr><tr><td>Sacked</td><td>0-0</td><td>0-0</td></tr><tr><td>Fumble</td><td>0</td><td>1</td></tr><tr><td>Penalties</td><td>15-124</td><td>3-25</td></tr><tr><td>Turnovers</td><td>1</td><td>1</td></tr><tr><td>Missed Tackles</td><td>8</td><td>3</td></tr><tr><td>Blitzers</td><td>11</td><td>3</td></tr><tr><td>Time</td><td>34:38</td><td>29:53</td></tr><tr><td>Third Down</td><td>6-13</td><td>7-17</td></tr><tr><td>Fourth Down</td><td>0-1</td><td>2-4</td></tr><tr><td>Red Att/Td/Fg</td><td>4/3/0</td><td>7/3/2</td></tr><tr><td>Net Offense</td><td>444</td><td>405</td></tr></table></div>		BRH	PIC	First Downs	25	23	Rushes	31-178	39-181	Passes	20-42-266	17-29-224	Sacked	0-0	0-0	Fumble	0	1	Penalties	15-124	3-25	Turnovers	1	1	Missed Tackles	8	3	Blitzers	11	3	Time	34:38	29:53	Third Down	6-13	7-17	Fourth Down	0-1	2-4	Red Att/Td/Fg	4/3/0	7/3/2	Net Offense	444	405
	1	2	3	4	5	Tot																																																																																										
2017 Brooklin (0-1)	0	14	7	3	0	24																																																																																										
2017 Pickering (1-0)	7	7	0	10	3	27																																																																																										
1 7:22 Pickering	TD Freeman 6 run (Zuerlein) (4-62-2:30)	0-7																																																																																														
2 9:07 Brooklin	TD Smith 2 pass to Gronkowski (Parkey) (11-80-4:21)	7-7																																																																																														
2 4:29 Pickering	TD Rivers 5 pass to Juszczuk (Zuerlein) (9-75-4:38)	7-14																																																																																														
2 0:40 Brooklin	TD Smith 6 pass to Hopkins (Parkey) (12-75-3:49)	14-14																																																																																														
3 1:56 Brooklin	TD Breida 1 run (Parkey) (9-83-5:23)	21-14																																																																																														
4 9:12 Brooklin	FG Parkey 45 (9-63-4:14)	24-14																																																																																														
4 5:40 Pickering	TD Rivers 11 pass to Tate (Zuerlein) (5-24-1:41)	24-21																																																																																														
4 0:21 Pickering	FG Zuerlein 20 (16-75-2:01)	24-24																																																																																														
5 10:29 Pickering	FG Zuerlein 32 (5-40-2:25)	24-27																																																																																														
	BRH	PIC																																																																																														
First Downs	25	23																																																																																														
Rushes	31-178	39-181																																																																																														
Passes	20-42-266	17-29-224																																																																																														
Sacked	0-0	0-0																																																																																														
Fumble	0	1																																																																																														
Penalties	15-124	3-25																																																																																														
Turnovers	1	1																																																																																														
Missed Tackles	8	3																																																																																														
Blitzers	11	3																																																																																														
Time	34:38	29:53																																																																																														
Third Down	6-13	7-17																																																																																														
Fourth Down	0-1	2-4																																																																																														
Red Att/Td/Fg	4/3/0	7/3/2																																																																																														
Net Offense	444	405																																																																																														
<div>MUSTANGS</div> <div><div>14</div></div>		<div>PASSING: Matt Ryan, 23 of 37, 236 yds, 1 TD, 1 INT RUSHING: Kenyan Drake, 20 C, 84yds, (4.2), 0 TD RECEIVING: Davante Adams, 8 for 123yds, 45LG, 1 TD DEFENCE: NaVorro Bowman, 10 T, 1 STF KICKING: Wil Lutz, 2 of 2 XPA, 0 of 2 FGA, 2 Pts</div>	<div>GLADIATORS</div> <div><div>20</div></div>		<div>PASSING: Big Ben, 22 of 41, 236 yds, 3 TDs, 0 INT RUSHING: Sony Michel, 13C, 65yds, (5.0), 0 TD RECEIVING: Kenny Stills, 9 for 128yds, 34LG, 2 TDs DEFENCE: John Johnson III, 4 T, 1 INT (0yds) KICKING: Giorgio Tavecchio, 2 of 2 XPA, 0 of 1 FGA, 2 Pts</div>																																																																																											
<div>10-06-2018 Georgia Stadium Temp: 84 Wind: 10-20 MVP: Ben Roethlisberger</div> <div><table><tr><td></td><td>1</td><td>2</td><td>3</td><td>4</td><td>5</td><td>Tot</td></tr><tr><td>2017 Aurora (0-1)</td><td>0</td><td>7</td><td>7</td><td>0</td><td>0</td><td>14</td></tr><tr><td>2017 Georgia (1-0)</td><td>0</td><td>7</td><td>7</td><td>0</td><td>6</td><td>20</td></tr></table></div> <div>Scoring Summary</div> <div><table><tr><td>2 2:18 Aurora</td><td>TD Ryan 9 pass to Adams (Lutz) (6-79-2:55)</td><td>7-0</td></tr><tr><td>2 0:16 Georgia</td><td>TD Roethlisberger 18 pass to Stills (Tavecchio) (9-77-1:5)</td><td>7-7</td></tr><tr><td>3 5:57 Aurora</td><td>TD Ryan 9 run (Lutz) (14-82-6:23)</td><td>14-7</td></tr><tr><td>3 1:44 Georgia</td><td>TD Roethlisberger 16 pass to Landry (Tavecchio) (10-71-4)</td><td>14-14</td></tr><tr><td>5 8:54 Georgia</td><td>TD Roethlisberger 34 pass to Stills</td><td>14-20</td></tr></table></div>				1	2	3	4	5	Tot	2017 Aurora (0-1)	0	7	7	0	0	14	2017 Georgia (1-0)	0	7	7	0	6	20	2 2:18 Aurora	TD Ryan 9 pass to Adams (Lutz) (6-79-2:55)	7-0	2 0:16 Georgia	TD Roethlisberger 18 pass to Stills (Tavecchio) (9-77-1:5)	7-7	3 5:57 Aurora	TD Ryan 9 run (Lutz) (14-82-6:23)	14-7	3 1:44 Georgia	TD Roethlisberger 16 pass to Landry (Tavecchio) (10-71-4)	14-14	5 8:54 Georgia	TD Roethlisberger 34 pass to Stills	14-20	<div><table><tr><td></td><td>AUR</td><td>GEO</td></tr><tr><td>First Downs</td><td>25</td><td>23</td></tr><tr><td>Rushes</td><td>32-179</td><td>29-105</td></tr><tr><td>Passes</td><td>23-37-236</td><td>22-41-236</td></tr><tr><td>Sacked</td><td>1-7</td><td>0-0</td></tr><tr><td>Fumble</td><td>0</td><td>0</td></tr><tr><td>Penalties</td><td>10-77</td><td>2-20</td></tr><tr><td>Turnovers</td><td>1</td><td>0</td></tr><tr><td>Missed Tackles</td><td>6</td><td>13</td></tr><tr><td>Blitzers</td><td>12</td><td>3</td></tr><tr><td>Time</td><td>34:02</td><td>32:04</td></tr><tr><td>Third Down</td><td>5-13</td><td>3-17</td></tr><tr><td>Fourth Down</td><td>1-2</td><td>1-2</td></tr><tr><td>Red Att/Td/Fg</td><td>3/2/0</td><td>2/2/0</td></tr><tr><td>Net Offense</td><td>408</td><td>341</td></tr></table></div>		AUR	GEO	First Downs	25	23	Rushes	32-179	29-105	Passes	23-37-236	22-41-236	Sacked	1-7	0-0	Fumble	0	0	Penalties	10-77	2-20	Turnovers	1	0	Missed Tackles	6	13	Blitzers	12	3	Time	34:02	32:04	Third Down	5-13	3-17	Fourth Down	1-2	1-2	Red Att/Td/Fg	3/2/0	2/2/0	Net Offense	408	341												
	1	2	3	4	5	Tot																																																																																										
2017 Aurora (0-1)	0	7	7	0	0	14																																																																																										
2017 Georgia (1-0)	0	7	7	0	6	20																																																																																										
2 2:18 Aurora	TD Ryan 9 pass to Adams (Lutz) (6-79-2:55)	7-0																																																																																														
2 0:16 Georgia	TD Roethlisberger 18 pass to Stills (Tavecchio) (9-77-1:5)	7-7																																																																																														
3 5:57 Aurora	TD Ryan 9 run (Lutz) (14-82-6:23)	14-7																																																																																														
3 1:44 Georgia	TD Roethlisberger 16 pass to Landry (Tavecchio) (10-71-4)	14-14																																																																																														
5 8:54 Georgia	TD Roethlisberger 34 pass to Stills	14-20																																																																																														
	AUR	GEO																																																																																														
First Downs	25	23																																																																																														
Rushes	32-179	29-105																																																																																														
Passes	23-37-236	22-41-236																																																																																														
Sacked	1-7	0-0																																																																																														
Fumble	0	0																																																																																														
Penalties	10-77	2-20																																																																																														
Turnovers	1	0																																																																																														
Missed Tackles	6	13																																																																																														
Blitzers	12	3																																																																																														
Time	34:02	32:04																																																																																														
Third Down	5-13	3-17																																																																																														
Fourth Down	1-2	1-2																																																																																														
Red Att/Td/Fg	3/2/0	2/2/0																																																																																														
Net Offense	408	341																																																																																														
<div>REGULATORS</div> <div><div>17</div></div>		<div>PASSING: Kirk Cousins, 19 of 42, 275 yds, 1 TD, 2 INTs RUSHING: Samaje Perine, 10C, 48yds, (4.8), 0 TD RECEIVING: Devin Funchess, 6 for 81yds, 20LG, 0 TD DEFENCE: Luke Kuechly, 18T, 1 HUR KICKING: Blair Walsh, 1 of 1 FGA, 2 of 2 XPA, 5 Pts</div>	<div>WOLVERINES</div> <div><div>28</div></div>		<div>PASSING: Jay Cutler, 11 of 18, 201yds, 3 TDs, 1 INT RUSHING: Saquon Barkley, 15C, 98yds, (6.5), 1 TD RECEIVING: Tyreek Hill, 5 for 115yds, 39LG, 1 TD DEFENCE: Eric Weddle, 2 T, 2 PD, 1 INT (44 yds) KICKING: Daniel Carlson, 0 of 2 FGA, 4 of 4 XPA, 4 Pts</div>																																																																																											
<div>10-05-2018 The Wolverine's Den Temp: 79 Wind: 0-5 MVP: Adam Thielen</div> <div><table><tr><td></td><td>1</td><td>2</td><td>3</td><td>4</td><td>Tot</td></tr><tr><td>2017 Cincinnati (0-1)</td><td>0</td><td>10</td><td>0</td><td>7</td><td>17</td></tr><tr><td>2017 Toronto (1-0)</td><td>14</td><td>14</td><td>0</td><td>0</td><td>28</td></tr></table></div> <div>Scoring Summary</div> <div><table><tr><td>1 9:36 Toronto</td><td>TD Cutler 10 pass to Thielen (Carlson) (8-75-5:24)</td><td>0-7</td></tr><tr><td>1 6:24 Toronto</td><td>TD Barkley 20 run (Carlson) (1-20-0:11)</td><td>0-14</td></tr><tr><td>2 12:14 Toronto</td><td>TD Cutler 13 pass to Thielen (Carlson) (4-68-1:43)</td><td>0-21</td></tr><tr><td>2 6:06 Cincinnati</td><td>TD Ivory 1 run (Walsh,B) (3-19-0:57)</td><td>7-21</td></tr><tr><td>2 0:44 Toronto</td><td>TD Cutler 24 pass to Hill (Carlson) (12-75-5:16)</td><td>7-28</td></tr><tr><td>2 0:00 Cincinnati</td><td>FG Walsh 26 (6-67-0:41)</td><td>10-28</td></tr><tr><td>4 11:14 Cincinnati</td><td>TD Cousins 46 pass to Allen (Walsh,B) (6-75-2:48)</td><td>17-28</td></tr></table></div>				1	2	3	4	Tot	2017 Cincinnati (0-1)	0	10	0	7	17	2017 Toronto (1-0)	14	14	0	0	28	1 9:36 Toronto	TD Cutler 10 pass to Thielen (Carlson) (8-75-5:24)	0-7	1 6:24 Toronto	TD Barkley 20 run (Carlson) (1-20-0:11)	0-14	2 12:14 Toronto	TD Cutler 13 pass to Thielen (Carlson) (4-68-1:43)	0-21	2 6:06 Cincinnati	TD Ivory 1 run (Walsh,B) (3-19-0:57)	7-21	2 0:44 Toronto	TD Cutler 24 pass to Hill (Carlson) (12-75-5:16)	7-28	2 0:00 Cincinnati	FG Walsh 26 (6-67-0:41)	10-28	4 11:14 Cincinnati	TD Cousins 46 pass to Allen (Walsh,B) (6-75-2:48)	17-28	<div><table><tr><td></td><td>CIN</td><td>TOR</td></tr><tr><td>First Downs</td><td>18</td><td>20</td></tr><tr><td>Rushes</td><td>22-102</td><td>44-197</td></tr><tr><td>Passes</td><td>19-42-275</td><td>11-18-201</td></tr><tr><td>Sacked</td><td>0-0</td><td>0-0</td></tr><tr><td>Fumble</td><td>0</td><td>0</td></tr><tr><td>Penalties</td><td>7-49</td><td>2-15</td></tr><tr><td>Turnovers</td><td>2</td><td>1</td></tr><tr><td>Missed Tackles</td><td>6</td><td>2</td></tr><tr><td>Blitzers</td><td>29</td><td>13</td></tr><tr><td>Time</td><td>27:30</td><td>32:30</td></tr><tr><td>Third Down</td><td>4-12</td><td>7-14</td></tr><tr><td>Fourth Down</td><td>0-3</td><td>0-0</td></tr><tr><td>Red Att/Td/Fg</td><td>4/1/1</td><td>3/3/0</td></tr><tr><td>Net Offense</td><td>377</td><td>398</td></tr></table></div>		CIN	TOR	First Downs	18	20	Rushes	22-102	44-197	Passes	19-42-275	11-18-201	Sacked	0-0	0-0	Fumble	0	0	Penalties	7-49	2-15	Turnovers	2	1	Missed Tackles	6	2	Blitzers	29	13	Time	27:30	32:30	Third Down	4-12	7-14	Fourth Down	0-3	0-0	Red Att/Td/Fg	4/1/1	3/3/0	Net Offense	377	398									
	1	2	3	4	Tot																																																																																											
2017 Cincinnati (0-1)	0	10	0	7	17																																																																																											
2017 Toronto (1-0)	14	14	0	0	28																																																																																											
1 9:36 Toronto	TD Cutler 10 pass to Thielen (Carlson) (8-75-5:24)	0-7																																																																																														
1 6:24 Toronto	TD Barkley 20 run (Carlson) (1-20-0:11)	0-14																																																																																														
2 12:14 Toronto	TD Cutler 13 pass to Thielen (Carlson) (4-68-1:43)	0-21																																																																																														
2 6:06 Cincinnati	TD Ivory 1 run (Walsh,B) (3-19-0:57)	7-21																																																																																														
2 0:44 Toronto	TD Cutler 24 pass to Hill (Carlson) (12-75-5:16)	7-28																																																																																														
2 0:00 Cincinnati	FG Walsh 26 (6-67-0:41)	10-28																																																																																														
4 11:14 Cincinnati	TD Cousins 46 pass to Allen (Walsh,B) (6-75-2:48)	17-28																																																																																														
	CIN	TOR																																																																																														
First Downs	18	20																																																																																														
Rushes	22-102	44-197																																																																																														
Passes	19-42-275	11-18-201																																																																																														
Sacked	0-0	0-0																																																																																														
Fumble	0	0																																																																																														
Penalties	7-49	2-15																																																																																														
Turnovers	2	1																																																																																														
Missed Tackles	6	2																																																																																														
Blitzers	29	13																																																																																														
Time	27:30	32:30																																																																																														
Third Down	4-12	7-14																																																																																														
Fourth Down	0-3	0-0																																																																																														
Red Att/Td/Fg	4/1/1	3/3/0																																																																																														
Net Offense	377	398																																																																																														

WEEK ONE

STANDINGS

PACIFIC CONFERENCE												
East	W	L	T	Pct	Pts	Ave	Opp	Ave	Diff	Home	Div	Conf
St. Charles	1	0	0	1	21	21	18	18	3	1 0 0	1 0 0	1 0 0
New Jersey	1	0	0	1	24	24	21	21	3	0 0 0	1 0 0	1 0 0
Bruxelles	0	1	0	0	21	21	24	24	-3	0 1 0	0 1 0	0 1 0
Buffalo	0	1	0	0	18	18	21	21	-3	0 0 0	0 1 0	0 1 0
Central	W	L	T	Pct	Pts	Ave	Opp	Ave	Diff	Home	Div	Conf
Twin Cities	1	0	0	1	28	28	10	10	18	1 0 0	1 0 0	1 0 0
Erieau	1	0	0	1	19	19	16	16	3	1 0 0	1 0 0	1 0 0
Viriden	0	1	0	0	16	16	19	19	-3	0 0 0	0 1 0	0 1 0
Charleswood	0	1	0	0	10	10	28	28	-18	0 0 0	0 1 0	0 1 0
West	W	L	T	Pct	Pts	Ave	Opp	Ave	Diff	Home	Div	Conf
Seattle	1	0	0	1	24	24	14	14	10	0 0 0	1 0 0	1 0 0
Los Angeles	1	0	0	1	20	20	17	17	3	1 0 0	1 0 0	1 0 0
Iowa City	0	1	0	0	14	14	24	24	-10	0 1 0	0 1 0	0 1 0
Chino	0	1	0	0	17	17	20	20	-3	0 0 0	0 1 0	0 1 0
ATLANTIC CONFERENCE												
North	W	L	T	Pct	Pts	Ave	Opp	Ave	Diff	Home	Div	Conf
Sebastian	1	0	0	1	33	33	14	14	19	1 0 0	1 0 0	1 0 0
Cowtown	1	0	0	1	24	24	14	14	10	1 0 0	1 0 0	1 0 0
Scarborough	0	1	0	0	14	14	24	24	-10	0 0 0	0 1 0	0 1 0
Durham	0	1	0	0	14	14	33	33	-19	0 0 0	0 1 0	0 1 0
Coastal	W	L	T	Pct	Pts	Ave	Opp	Ave	Diff	Home	Div	Conf
Pickering	1	0	0	1	27	27	24	24	3	1 0 0	1 0 0	1 0 0
Budapest	1	0	0	1	10	10	7	7	3	0 0 0	1 0 0	1 0 0
Brooklin	0	1	0	0	24	24	27	27	-3	0 0 0	0 1 0	0 1 0
York	0	1	0	0	7	7	10	10	-3	0 1 0	0 1 0	0 1 0
South	W	L	T	Pct	Pts	Ave	Opp	Ave	Diff	Home	Div	Conf
Toronto	1	0	0	1	28	28	17	17	11	1 0 0	1 0 0	1 0 0
Georgia	1	0	0	1	20	20	14	14	6	1 0 0	1 0 0	1 0 0
Aurora	0	1	0	0	14	14	20	20	-6	0 0 0	0 1 0	0 1 0
Cincinnati	0	1	0	0	17	17	28	28	-11	0 0 0	0 1 0	0 1 0

TOP PASSERS												
Rk	Player	Team	Att	Cmp	C%	Yards	In	I%	Lg	TD	TD%	Rate
1	Manning	SEA	29	18	62.1	262	0	0	53	3	10.3	125.9
2	Cutler	TOR	18	11	61.1	201	1	5.6	44	3	16.7	116
3	Wentz	STC	23	14	60.9	170	0	0	36	2	8.7	112.6
4	Rivers,P	PIC	29	17	58.6	224	0	0	37	2	6.9	106.1
5	Goff	NJ	28	16	57.1	190	0	0	28	2	7.1	101.8
6	Roethlisberger	GEO	41	22	53.7	236	0	0	34	3	7.3	95.2
7	Stafford	ERI	33	22	66.7	189	0	0	22	1	3	91.6
8	Rosen	BUF	18	11	61.1	83	0	0	17	1	5.6	90.7
9	Flacco	COW	24	13	54.2	188	1	4.2	56	2	8.3	90.3
10	Fales	BUF	19	12	63.2	139	0	0	31	0	0	85.2
11	Taylor,T	BUD	27	14	51.9	168	0	0	56	1	3.7	83.6
12	McCown	LAK	32	17	53.1	194	1	3.1	42	2	6.3	79.4
13	Ryan,M	AUR	37	23	62.2	236	1	2.7	45	1	2.7	78.2
14	Brees	SS	27	17	63	166	1	3.7	25	1	3.7	77.1
15	Wilson,R	ICC	31	18	58.1	197	1	3.2	37	1	3.2	74.3
16	Smith,A	BRH	42	20	47.6	266	1	2.4	27	2	4.8	74.1
17	Carr,D	VV	38	20	52.6	299	1	2.6	46	0	0	67.8
18	Bortles	CHP	40	21	52.5	191	1	2.5	17	1	2.5	63.6
19	Mariota	BRX	45	26	57.8	257	3	6.7	27	2	4.4	61.1
20	Prescott	CHI	34	19	55.9	210	2	5.9	32	1	2.9	59.7
21	Brady	YOR	27	15	55.6	147	1	3.7	23	0	0	55.6
22	Cousins	CIN	42	19	45.2	275	2	4.8	58	1	2.4	55.2
23	Newton,C	DTL	41	22	53.7	205	3	7.3	24	2	4.9	53.4
24	Rodgers,A	SBE	29	16	55.2	139	2	6.9	19	1	3.4	50.8
25	Trubisky	TCT	23	10	43.5	89	1	4.3	20	0	0	36.3

KICKOFF RETURNERS								PUNT RETURNERS								
Rk	Player	Team	No	Yds	Ave	Lg	TD	Rk	Player	Team	No	Fc	Yds	Ave	Lg	TD
1	Hunt,A	BRX	3	89	29.7	39	0	1	Davis,T	ICC	4	1	59	14.8	20	0
2	Williams,K	GEO	3	86	28.7	32	0	2	Taylor,T	DTL	1	1	13	13	13	0
3	Cooper,P	ERI	6	156	26	34	0	3	Fuller V	GEO	2	2	23	11.5	13	0
4	Lockett	ICC	4	104	26	33	0	4	Jones,A	NJ	6	1	68	11.3	17	0
5	Lewis,T	SBE	4	100	25	28	0	5	Erickson	BUF	5	0	54	10.8	17	0
6	Smith-Schu	VV	3	63	21	23	0	6	Alexander	TCT	5	0	50	10	12	0
7	Erickson	BUF	3	62	20.7	25	0	7	Amendola	YOR	4	3	40	10	15	0
8	Foster,D	NJ	2	39	19.5	20	0	8	Jackson,A	STC	5	0	47	9.4	16	0
9	Moore,C	SS	2	29	14.5	25	0	9	Callaway	SS	1	1	9	9	9	0
10	Booker	DTL	6	62	10.3	16	0	10	Cooper,P	ERI	4	1	36	9	15	0
11	Lewis,D	STC	1	28	28	28	0	11	Sherels	BUD	8	0	59	7.4	13	0
12	Bray	CHI	1	25	25	25	0	12	Pettis	BRX	5	1	35	7	9	0
13	Harris,D	TOR	1	25	25	25	0	13	McCaffrey	CHI	1	2	7	7	7	0
14	Johnson,D	COW	1	22	22	22	0	14	Sutton,C	CIN	2	1	14	7	9	0
15	Barner	BRH	1	17	17	17	0	15	Crowder	SBE	4	0	24	6	8	0
16	Grant,C	CHP	1	16	16	16	0	16	Richard	CHP	2	2	11	5.5	8	0
17	Agnew	SEA	1	14	14	14	0	17	Campanaro	COW	4	1	20	5	12	0
18	Latimer	DTL	1	4	4	4	0	18	Ervin	VV	5	3	24	4.8	9	0
19	Hill,B	NJ	1	1	1	1	0	19	Barner	BRH	1	1	4	4	4	0
20	Kerley	NJ	1	0	0	0	0	20	Hill,T	TOR	2	1	4	2	5	0

RUSHING LEADERS								RECEIVING LEADERS							
Rk	Player	Team	Att	Yds	Ave	Lg	TD	Rk	Player	Team	No	Yds	Ave	Lg	TD
1	Freeman,D	PIC	27	122	4.5	28	1	1	Jones,J	BUF	9	79	8.8	17	1
2	Hunt,K	SEA	27	122	4.5	14	0	2	Gronkowski	BRH	9	106	11.8	22	1
3	McCoy,L	NJ	24	121	5	28	0	3	McCaffrey	CHI	9	97	10.8	21	1
4	Lynch,M	ERI	34	121	3.6	15	0	4	Crabtree	SEA	9	123	13.7	49	1
5	Elliott,E	VV	29	113	3.9	31	1	5	Stills	GEO	9	128	14.2	34	2
6	Gordon,M	TCT	21	112	5.3	20	1	6	Adams,D	AUR	8	123	15.4	45	1
7	Breida	BRH	22	107	4.9	21	1	7	Smith-Schu	VV	8	178	22.3	46	0
8	Barkley	TOR	15	98	6.5	20	1	8	Hopkins,D	BRH	7	108	15.4	23	1
9	Bell,L	LAK	30	96	3.2	30	0	9	Thompson,C	BRX	7	58	8.3	15	0
10	Lewis,D	STC	16	92	5.8	22	0	10	Bell,L	LAK	7	58	8.3	15	1
11	Drake	AUR	20	84	4.2	17	0	11	Walker,D	YOR	6	51	8.5	12	0
12	Fournette	BRX	17	76	4.5	18	1	12	Washington	CHP	6	66	11	17	1
13	Ajayi	BUF	12	74	6.2	20	0	13	Brown,A	TCT	6	62	10.3	14	0
14	Gurley II	COW	17	73	4.3	22	0	14	Kelce,T	BRX	6	46	7.7	13	1
15	Gallman	AUR	8	70	8.8	20	0	15	Fournette	BRX	6	66	11	27	1
16	Foreman	SS	10	66	6.6	31	2	16	Landry	GEO	6	54	9	16	1
17	Michel	GEO	13	65	5	12	0	17	Thomas,M	STC	6	73	12.2	24	0
18	Crowell	BUD	12	61	5.1	12	0	18	Funchess	CIN	6	81	13.5	20	0
19	Ingram,M	CHI	15	60	4	12	0	19	Howard,O	CHP	5	38	7.6	11	0
20	Chubb,N	YOR	14	60	4.3	16	0	20	Ellison	ERI	5	31	6.2	12	0
21	Anderson,C	SS	10	57	5.7	12	0	21	McKinnon	ICC	5	38	7.6	13	0
22	Powell,B	ICC	13	53	4.1	13	0	22	Lockett	ICC	5	64	12.8	17	0
23	Coleman,T	BUF	7	51	7.3	34	1	23	Cooks	LAK	5	45	9	12	1
24	Howard,J	SBE	14	50	3.6	10	1	24	Nelson,J	ERI	5	65	13	22	0
25	Montgomery	PIC	7	49	7	26	0	25	Jackson,D	SBE	5	60	12	19	1

INTERCEPTION LEADERS								SACK LEADERS				TACKLE LEADERS			
Rk	Player	Team	No	Yds	Ave	Lg	TD	Rk	Player	Team	No.	Rk	Player	Team	No.
1	Neal,K	NJ	1	29	29	29	1	1	Houston,L	BUD	3	1	Kuechly	CIN	18
2	Bradberry	NJ	1	21	21	21	0	2	Judon	NJ	2	2	Timmons	YOR	14
3	Butler,M	NJ	1	9	9	9	0	3	Davis,T	DTL	2	3	Mingo	SEA	14
4	Darby	COW	1	7	7	7	0	4	Jones,C	BRX	2	4	Mosley	CHP	14
5	Harrison,D	COW	1	22	22	22	1	5	Vernon	SEA	2	5	Dupree	BRX	12
6	Sherman,R	DTL	1	40	40	40	0	6	Donald	BUF	1	6	Martinez	LAK	12
7	Kirkpatric	SBE	1	0	0	0	0	7	Addison	BUF	1	7	Woodyard	ERI	11
8	Robinson,P	SS	1	9	9	9	0	8	Longacre	NJ	1	8	Hayward	ICC	10
9	Heath,J	SS	1	26	26	26	1	9	Wake	NJ	1	9	Ingram,M	VV	10
10	Boston	SS	1	2	2	2	0	10	Clayborn	NJ	1	10	Poole	ERI	10
11	Mosley	CHP	1	13	13	13	0	11	Suggs	BRX	1	11	Bowman	AUR	10
12	Reid,E	ERI	1	6	6	6	0	12	Peppers	STC	1	12	Robertson	CHI	10
13	Wagner,B	TCT	1	0	0	0	0	13	Ngakoue	STC	1	13	Irvin	BUF	9
14	Alford	BUD	1	10	10	10	0	14	Ellis,J	STC	1	14	Bradberry	NJ	9
15	Howard,X	PIC	1	24	24	24	0	15	Coleman,J	COW	1	15	Tomlinson	ICC	9
16	Jackson,J	CHI	1	38	38	38	0	16	Dupree	BRX	1	16	Jewell	ICC	9
17	Lee,S	LAK	1	37	37	37	0	17	Suh	SBE	1	17	Judon	NJ	9
18	White,T	LAK	1	40	40	40	0	18	Morgan,D	SBE	1	18	Lee,S	LAK	9
19	Lattimore	SEA	1	0	0	0	0	19	Dunlap	SS	1	19	Floyd,L	VV	9
20	Johnson,J	GEO	1	0	0	0	0	20	Clowney	SS	1	20	Bucannon	VV	9

SCORING LEADERS													
Rk	Player	Team	FG	XP	2Pt	Run	Rec	Int	KR	PR	Fmb	Sf	Tot
1	Gostkowski	ERI	4	1	0	0	0	0	0	0	0	0	13
2	Ginn Jr.	NJ	0	0	0	0	2	0	0	0	0	0	12
3	Graham,J	STC	0	0	0	0	2	0	0	0	0	0	12
4	Foreman	SS	0	0	0	2	0	0	0	0	0	0	12
5	Fournette	BRX	0	0	0	1	1	0	0	0	0	0	12
6	Trubisky	TCT	0	0	0	2	0	0	0	0	0	0	12
7	Stills	GEO	0	0	0	0	2	0	0	0	0	0	12
8	Thielen	TOR	0	0	0	0	2	0	0	0	0	0	12
9	Zuerlein	PIC	2	3	0	0	0	0	0	0	0	0	9
10	Vinatieri	SS	2	3	0	0	0	0	0	0	0	0	9
11	Santos	VV	3	0	0	0	0	0	0	0	0	0	9
12	Jones,J	BUF	0	0	1	0	1	0	0	0	0	0	8
13	Fairbairn	LAK	2	2	0	0	0	0	0	0	0	0	8
14	Hilton	DTL	0	0	0	0	1	0	0	0	0	0	6
15	Penny	DTL	0	0	0	0	1	0	0	0	0	0	6
16	Howard,J	SBE	0	0	0	1	0	0	0	0	0	0	6
17	Jackson,D	SBE	0	0	0	0	1	0	0	0	0	0	6
18	Kearse,J	SS	0	0	0	0	1	0	0	0	0	0	6
19	Coleman,T	BUF	0	0	0	1	0	0	0	0	0	0	6
20	Boswell	NJ	1	3	0	0	0	0	0	0	0	0	6
21	Heath,J	SS	0	0	0	0	0	1	0	0	0	0	6
22	Washington	CHP	0	0	0	0	1	0	0	0	0	0	6
23	Davis,V	ERI	0	0	0	0	1	0	0	0	0	0	6
24	Neal,K	NJ	0	0	0	0	0	1	0	0	0	0	6
25	Gore	STC	0	0	0	1	0	0	0	0	0	0	6
26	Freeman,R	TCT	0	0	0	1	0	0	0	0	0	0	6
27	Gordon,M	TCT	0	0	0	1	0	0	0	0	0	0	6
28	Elliott,E	VV	0	0	0	1	0	0	0	0	0	0	6
29	Kelce,T	BRX	0	0	0	0	1	0	0	0	0	0	6
30	Diggs,S	BUD	0	0	0	0	1	0	0	0	0	0	6
31	Parkey	BRH	1	3	0	0	0	0	0	0	0	0	6
32	Gronkowski	BRH	0	0	0	0	1	0	0	0	0	0	6
33	Hopkins,D	BRH	0	0	0	0	1	0	0	0	0	0	6
34	Breida	BRH	0	0	0	1	0	0	0	0	0	0	6
35	Tate,G	PIC	0	0	0	0	1	0	0	0	0	0	6

KICKING LEADERS										PUNTING LEADERS									
Rk	Player	Team	FGA	FGM	FG%	40	50	Lg	Pts	Rk	Player	Team	No	Yards	Tb	20	Lg	Bk	Ave
1	Gostkowski	ERI	4	4	100	2	2	58	13	1	Jones,C	TCT	5	261	0	2	74	0	52.2
2	Vinatieri	SS	3	2	66.7	2	0	41	9	2	Colquitt,B	SEA	6	311	0	3	54	0	51.8
3	Santos	VV	4	3	75	0	0	36	9	3	Kern	BRX	7	359	0	3	53	0	51.3
4	Zuerlein	PIC	2	2	100	0	0	32	9	4	Huber	CHP	6	301	0	1	53	0	50.2
5	Fairbairn	LAK	3	2	66.7	1	1	50	8	5	Lechler	STC	7	346	0	3	53	0	49.4
6	Boswell	NJ	3	1	33.3	0	0	27	6	6	Kaser	BUD	9	443	0	2	55	0	49.2
7	Bryant,M	COW	1	1	100	0	0	25	6	7	Allen,R	PIC	3	147	1	1	54	0	49
8	Parkey	BRH	2	1	50	1	0	45	6	8	Koch	AUR	4	196	0	0	56	0	49
9	Lambo	SEA	4	1	25	0	0	18	6	9	King,M	TOR	4	193	1	1	57	0	48.3
10	Bailey,D	CHI	1	1	100	1	1	51	5	10	Lee,A	BUF	6	289	0	0	60	0	48.2
11	Walsh,B	CIN	1	1	100	0	0	26	5	11	Jones,D	YOR	9	433	0	6	54	0	48.1
12	Elliott,J	BUF	2	1	50	0	0	35	4	12	Colquitt,D	SBE	6	284	0	3	63	0	47.3
13	Succop	CHP	1	1	100	0	0	38	4	13	Hekker	COW	7	330	0	5	55	0	47.1
14	Hopkins,D	TCT	0	0	0	0	0	0	4	14	O'Donnell	NJ	8	369	1	3	56	0	46.1
15	Forbath	BUD	1	1	100	1	1	54	4	15	Morstead	DTL	2	91	0	0	50	0	45.5



AROUND THE



With Spats McChad

NEW YORK – Reaction to my *At the Championship with Spats McChad* column has been fairly strong and somewhat evenly distributed among three main camps:

1. The “Spats is a loon” camp
2. The “Great Story – you should write novels” camp
3. The “End of the World is Nigh” camp

I write off the first group as small-minded bigots, fans of the Cubs primarily. The kind who would have tortured Galileo for defending heliocentrism, if they knew what ‘heliocentrism’ was.

The second group is convinced that I wrote my column with a view to promoting York and Avalon for commercial reasons, creating a Loch Ness Monster type myth around the stadium to draw in tourists to Camelot. They point to an upswing in visitors over the summer and to the public awards I received from the Georgina Chamber of Commerce and the Keswick Historical Society for my literary patronage. This group will always nod and wink when I protest that all I wrote was the truth.

The third group scares me a little – not because they are prepared to believe my fantastic tale without a whiff of skepticism (I would have been skeptical of my own story if I had not written it), but because of what they extrapolate from it. Don’t read too much into my story folks – I never said the end was near nor did I claim to be a prophet. The story should be taken at face value or not at all.

And then there is York football “correspondent,” **Merlin the Magician**. He is not very happy with me, despite his public claims to the contrary. Hey, if he had told me I wasn’t supposed to say anything I wouldn’t have.

Anyway, I am still writing despite the veiled threat from **Peter Prince** that I would never work in sports journalism again. Take that, Pete! It appears that a career can still be built outside of crony journalism.

DEREGULATION

It was a sad day in Columbia when **Hal Corson** took to the podium during a news conference to announce the sale of the Regulators to Reverend **Bryan Menefee** of the *Cincinnati Church of the Crusading Jesus*. Hal began with a rundown of the South Carolina draft in 2018, welcoming first round pick **Courtland Sutton** of *Southern Methodist* to the “Regulator family” and extolling the virtues of third round picks, **PJ Hall** of *Sam Houston State* and **Shaquem Griffin** of *Central Florida*. When he turned to address seventh round pick, **Chase Edmonds** of *Fordham* as if he was in the room, remarking to an empty corner at the back that “small schools produce the biggest hearts,” **Wyatt White**, Hal’s ‘Field Awareness Coach’ and now constant companion, stepped in and whispered something in Hal’s ear that reminded him of the purpose of the conference.

“Oh yes, of course, forgive me,” Hal continued, somewhat flustered. “I am proud to announce the sale of the Gamecocks to the consortium from Cincinnati led by Father Bryan and his Secretary to the Apocalypse, Jim Bakker!”

Another close whisper from White. Hal listened intently, then turned back to the microphone, his face regulator red in embarrassment: “Er...I mean Regulators, of course, not the Gamecocks...and it is Reverend Bryan, not Father Bryan, sorry for the confusion,” he corrected. “Now, if there are any questions, Wyatt here will be happy to answer them.”

Leading figures in South Carolina sports had known for at least two years that Hal had been having troubles maintaining his duties with the Regulators. They were aware of his struggles to cope with energy drink addiction and of his obsessive love of ocean cruises, both of which crowded out precious moments of mental reflection on draft strategy and the scheming of plays. There had, admittedly, been times when Hal’s play-calling and clock management during games had been inadequate. Even if there had been understandable reasons for it, those types of lapses reflect ultimately on the coach. But everybody wanted Hal to stay on as Head of the Regulators – South Carolina’s first professional football team – despite all that.

It was only after prolonged and agonizing soul-searching that Hal had made up his mind to sell. He was not about to change his mind – regardless of the pressure on him to stay – unless, of course, he somehow managed to forget, before selling, that he had made the decision to sell. Unfortunately for Columbia football fans, Hal had forgotten about the decision to sell *after* he had sold the team and there was now no turning back. The most important thing to Hal at this stage, according to **Wyatt White**, was that “his team would find a good home.” It would appear that it has found that good home in Cincinnati.

Goodbye and take care, Hal! You may not miss us, but we will miss you.

CHURCH OF THE CRUSADING JESUS

For Reverend **Bryan Menefee**, Minister of the *Cincinnati Church of the Crusading Jesus*, football was God's second great gift to man. The first, of course, was Jesus himself.

"Had football been around in Galilee, Jesus would not only have *walked* on water – he would have rolled out to his right to buy some time from the Devil and completed that Hail Mary of salvation...without even so much as a *drop* of water getting on his robes!" Menefee would often bellow to loud refrains of 'Hallelujah!' during rip-roaring Sunday morning sermons to his congregation of thousands at the *Church of the Crusading Jesus*. "Remember, folks, in the game of life Jesus is your quarterback. Listen to his audibles!"

The weekly congregation at the *Cincinnati Church of the Crusading Jesus* averages between 8,000 and 9,000 souls. Every one of them is a devout football fan thanks to Menefee's preachings. It had been one of the *Crusading Jesus* faithful's greatest tests that they had held onto their football faith in the absence of a home town football team to call their own. But thanks to the 'miracle of offering' – roughly \$150,000,000 over 11 years – the Church had finally acquired the wherewithal to buy its own football team – the aptly named Cincinnati Crusaders (the 'Crusading Jesuses' was nixed by the league).

"Okay, so maybe it's not the best football team money can buy," Menefee declared in his sermon the Sunday before Week One. "But through our Faith in God and Jesus, through our continuing Ministry in the community and through the everlasting miracle of offering, we will build a team that Jesus would be proud to be the quarterback of!"

The Church was able to secure a \$1 lease on the old and decrepit Paul Brown Stadium after agreeing to undertake extensive repairs. Supplementary "offerings" were solicited from the congregation and over a thousand church members volunteered their time and skills seven days a week over the Summer to get the stadium up and running in time for this week's home opener against York.

The Crusaders aren't very good, but they aren't very bad either. They are still essentially the Regulators. But whereas **Hal Corson** had them treading water for most of their existence, perhaps through faith and hard work, **Bryan Menefee** will have the Crusaders walking on water in a couple of years!

MOHAVE DERAILED

Unlike the sudden sale of the Regulators, the sale of the Hellfire had been a long time coming and fully expected. To all appearances it had *not* been a gut-wrenching decision for **Bobby Elder** – his heart had not been in the game since **Kurt Warner** had thrown 4 interceptions in a 30-14 loss to Kutztown back in 2008. However, to let go of his team was an admission of failure – one that he had stubbornly resisted for over 9 years before finally coming to terms with it and letting go.

Unlike Hal, Bobby did not voice concern about the Hellfire's fate once the team fell out of the hands of his holding company, *Hellfire Consultants Ltd.* All that seemed to matter to him was the sale price. He had asked for \$255,000,000; he got over \$300,000,000. He was happy.

The man who won the bidding war was **Daryl Brothers**, owner and CEO of Derail Corporation. Daryl and his brothers, Darryl and Derrick, had started from humble beginnings, tasked with tearing up old streetcar rails leading to the old abandoned Buffalo Central Train Station as part of the opening phase of a revitalization project that never materialized. However, the brothers' efficiency at tearing up rail track was noted by the project manager, who passed on Daryl's name to a colleague who was overseeing a project in Lehigh Valley that involved tearing up sections of an old track that had run into Ithaca. From there the brothers' business grew steadily, spread by word of mouth. Throughout upstate New York and Pennsylvania – and eventually Vermont and Ohio – any major project that involved tearing up old railroad tracks was usually performed by Derail Corp. It quickly grew into a healthy business – enough to keep Daryl and his brothers Darryl and Derrick comfortable in nice Park Meadow homes, beer fridges always stocked to capacity and giant flat screen TVs in every room.

But tycoon-level wealth did not come until Derail Corp was awarded the eastern seaboard contract for the national 'Rails to Trails' project, turning hundreds of miles of old rail lines into hiking and biking trails for State travel agencies. It brought a windfall that boosted company revenues and put Daryl in a position to learn of plans to lay new track for new transport hubs. Daryl saw an opportunity and invested shares of Derail Corp into a new enterprise – ReRail Corporation, snatching up sub-contracts to lay new track for State agencies. ReRail started slowly but suddenly took off in the wake of the election of **Donald Trump**. With promises of infrastructure projects and a revitalized steel industry fueling speculation, the stock soared.

The resulting profits needed an outlet. Daryl and his brothers Darryl and Derrick, once faithful Buffalo Bills season ticket holders and starved for football since the collapse of the NFL, decided to fulfil a dream and make an offer for the Hellfire. Their bid was by far the highest and the sale went quickly. Word of a return of football to Buffalo spread like wildfire, energizing the community and inspiring slogans like 'Welcome to the New Era.'

Thus, old Ralph Wilson Stadium was renovated and renamed New Era Field. A new rail line was installed, courtesy of ReRail Corp, to conduct passengers from downtown Buffalo to Orchard Park, thus alleviating the chronic game day traffic issues of the past. In three months, preparations for a return of football to Buffalo were complete. It had all come suddenly and magically, like some kind of football fairy tale. Upstate New York rejoiced.

But nothing is perfect, when people and egos are involved. Daryl – now hailed as Buffalo's new football messiah – decided to ride his wave off popularity and take on full GM and coaching duties for his team. In doing so, he rejected the job

applications of several seasoned former NFL and EFL head coaches, including one **Bill Belichick**. Media reaction was polite, but muted. Fans in Buffalo proverbially sat on their hands, not wanting to rock the boat, but the grumbings of a vocal minority could be heard on local sports radio talk shows when the news was announced.

But, for now at least, the Buffalo Derailers and their coach are experiencing a honeymoon period that is expected to last at least through their home opener against Bruxelles at New Era Field this week. Hopefully, the decision to assume full control of the team on the playing field will not derail football in Buffalo in the long run.



In this old archived photo from the 2015 season, Mohave coach **Bobby Elder** attacks assistant special teams coach, **Perseus Paxton** after a 78-yard kickoff return by **Markus Wheaton** put the Triumph in field goal range to win the game late in the 4th quarter. Outbursts like these characterized Elder's frustrating and mostly joyless 11-year career as coach of the Hellfire.

AROUND THE EFL

I will likely regret jumping the gun, but after absorbing the Week One action I am optimistic that 2018 will bring real tight competition among the league's front-runners for the first time in years. The average score differential of games this week was 7.6 points, inflated by Durham's 19-point loss to Sebastian and Charleswood's 18-point loss to the Triumph. Six games (half) were decided by a field goal and one by a touchdown in overtime. In the other games, the winners did not dominate.

I did note some issues with interpretation of the new 'roughing the passer' rule as well as some rogue refereeing that influenced the final outcomes of several games. Unfortunately, I have come to expect no less from the EFL's mixed bag of amateur officials. Until refereeing becomes a fulltime gig, inconsistency will be a reliable constant.

At Joe Ferguson Stadium in Iowa City, the Cubs were crumpled up by the hand of **Eli Manning** and the Pilots, falling without much resistance, 24-14, in the biggest upset of Week One. Who would have expected that the addition of **Michael Crabtree** would turn the worst offence of 2017 into a well-calibrated, fully balanced 400-yard scoring machine? Count me in as one of the ones who would *not* have guessed that; especially considering Crabtree's history of doing next-to-nothing to help a decent-looking Wrecking Balls team win more than 1 game last year. The Manning-to-Crabtree combo looked pretty elite going against the trio of highly-hyped shutdown corners in the Iowa secondary. Third round pick, **Anthony Miller** picked up the leftovers and a fresh-legged **Kareem Hunt** was his usual dynamic self. Eli can pull off this type of game – even on a bad team – so perhaps I will reserve my shock for later, in case he continues to play at this level. The real shocker was how poorly **Russell Wilson** played. Early sacks from **Olivier Vernon** and **Michael Brockers** and the sight of **Khalil Mack** almost defeating triple-teams seemed to throw him off his game. He either held on to the ball too long or hurried his throws. The result was a lacklustre performance that could not be saved by the likes of **Bilal Powell** or the rapidly ageing **Mike Wallace**. It is only one game – and the Cubs have

faltered without obvious cause before – but it was a *bad* game for the West Division favourites.

At Thermopylae Stadium the Spartans launched their annual ‘Return to Glory’ campaign with a 27-24 overtime victory over new and instant rival, Brooklin. Once the offences got rolling, fans at Thermopylae Stadium were treated to a back-and-forth first half that ended deadlocked at 14. The weapons of both offences were on impressive display while the defences adjusted, trying to regain their early control. It was building into quite a chess match, then the refs struck! Brooklin was flagged 11 times in the second half for 114 yards, totally disrupting their offence and spiking up the Pickering offence to the tune of 85 (mostly unearned) yards. Once the Hawks had taken a two-score lead, 24-14, it was as if the refs were deliberately letting them back into the game. For example: **Brent Grimes** was called for pass interference on a poorly thrown ball by **Philip Rivers** that the Brooklin corner attempted to intercept. In the process of going for the ball, he bumped **Demaryius Thomas** while getting close enough to tip the ball away. It looked like a great play by the defender but the back judge saw it differently. Out came the yellow flag and with it 20 free yards and field goal range for the Spartans. But the most egregious example was the nullification of a Brooklin interception that would have sealed the win for the visitors. The flag was thrown *after* the pick claiming defensive offsides on **Charles Johnson**, who ‘Total 22’ footage shows was dropping back on the play. Pickering went on to tie the game in the dying seconds. It ended badly for the Hawks when their frustrated coach, **Tom Jones** lost a bold 4th down gamble near mid-field in overtime. That helped set up **Greg Zuerlein**’s 32-yard game-winning field goal and turned the post-game conversation away from the referee debacle and onto the coach’s 4th down call. Jones was unapologetic. When asked about the 4th down gamble, he angrily retorted that he and his team were in it to win, not to tie and that he felt that a 4th & 8 pass to Gronk had better odds of success than facing the “12-man Pickering offence.” When asked what he meant by that, Jones said, “figure it out!”

At the Fish Tank in Sebastian, the “Newton Era” in Durham started with a loud flatulent splat as the Swordfish skewered the Lizards, 33-14. It would be difficult to imagine a worse start to the 2018 season for the Thunder Lizards. Their free agent signee of two years ago fell flat on his face against the future hall-of-famer he backed up for a season. Five turnovers in the first Fish QB, **Drew Brees**, did not have to light it up against his former team and he didn’t, throwing for just 166 yards and 1 TD.

At St. Charles Stadium, a quick start by **Carson Wentz** was enough to earn the Chargers a 21-18 victory over Buffalo. A pair of 1st quarter TD passes to **Jimmy Graham** and a 1-yard **Frank Gore** run to end the half turned out to be just enough, but left Charger fans sweating at the end. Buffalo was derailed by clock mis-management on their final drive – missing a chance to tie the game in the dying seconds. **David Fales**, in the game at QB for an injured **Josh Rosen** checked down to **Tevin Coleman** instead of throwing it away with 0:24 left and no timeouts and the ball on the Charger 15. The RB could not get out of bounds and time expired on Buffalo. Chalk it up to a rookie mistake. While Fales is technically not a rookie, he had not thrown a pass in live action in two EFL seasons as a back-up with the Spartans. This was his first live action and, barring injury, likely his last.

At The Fortress in Bruxelles, the Wrecking Balls wrecked the Bombers’ home opener with a convincing 24-21 win. The game was not as competitive as the score indicates. A pick-six in the 1st quarter by NJ safety **Keanu Neal** put **Marcus Mariota** on his back foot for the rest of the game. The Bomber star threw 3 interceptions while completing just 2 TD passes, both of those in garbage time. I must say that watching the Wrecking Balls with **Jared Goff** at QB and **LeSean McCoy** in the backfield created a whole new feel about the team. While last year was inordinately disappointing, 2018 might well be astonishingly successful.

Week One is usually full of false alarms and premature celebrations. It is because it is Week One and not some other random week in the middle of the muddle. Therefore, beware of Week One mirages that might mislead you.

Teams that **looked BETTER** than they are: **Seattle** (do it again, Eli); **Erieau** (same old clunky engine suped up by Gostkowski’ leg); **Georgia** (that defence will not last); **Buffalo** (beginner’s luck kept them in game longer than deserved).

Teams that **looked WORSE** than they are: **Aurora** (Championship hangover); **York** (Budapest blues); **Charleswood** (loss of Watson hit hard); **Iowa City** (Pilots have their number); **Durham** (Newton can be like that); **Bruxelles** (Mariota will improve).

Teams that looked like **WHAT THEY ARE**: **St. Charles** (hot & cold); **Virden** (competitive losers); **Twin Cities** (finds ways to win); **Scarborough** (QB shoots team in foot); **Cowtown** (team props up shaky QB); **Sebastian** (more blowouts for than against); **Chino** (on the edge of something good, or bad); **LA** (all Bell); **Budapest** (torture, win or lose); **Brooklin** (good offence, suspect defence); **Pickering** (wins when they should lose and loses when they should win); **Toronto** (playmakers only); **Cincinnati** (plays catch-up); **New Jersey** (has a chance).

BOLD PREDICTIONS

People criticize me for waiting until Week One is over before issuing my “bold” early season predictions. Well, screw you who do! There are plenty of “phantom” results in Week One to mis-lead the common pundit. I cut through the haze of Week One upsets and anomalies to bring you the real deal. I am not distracted by Seattle’s season-opening win over Iowa City. So, here it is – the real deal for 2018:

EAST – **New Jersey** (lots of upgrades and there is a new feel with Goff under center); **CENTRAL** – **Twin Cities** (back in the game – with or without Palmer); **WEST** – **Iowa City** (the best team on paper). **WILDCARDS**: **Bruxelles** & **Charleswood**.

NORTH – **Sebastian** (Brees-to-Baldwin/Clowney-to-the-QB); **COASTAL** – **Pickering** (Revived Rivers edges out Terrific Tom); **SOUTH** – **Toronto** (survival of the least sick). **WILDCARDS**: **York** & **Brooklin**.

PACIFIC CHAMP – **Twin Cities**/ **ATLANTIC CHAMP** – **Sebastian**. **GALE SAYERS CHAMP** – **Sebastian**.

Copy this and save it for future reference when you will marvel at my greatness.

BUG THE BOOKIE!

JIMMY THE GEEK GIVES YOU HIS PICKS FOR WEEK TWO EFL ACTION

Your source for fantasy and on-line betting solutions



RECORD VS THE SPREAD AFTER WEEK 1: 4-8-0

Jimmy's WEEK TWO PICKS

BRUXELLES @ BUFFALO (line – DERAILERS by 2)

INJURIES: **Bruxelles** – Jarrad Davis (QUESTIONABLE), Dede Westbrook (OUT), Mitch Morse (OUT); **Buffalo** – Stephen Anderson (QUESTIONABLE).

When Josh Rosen went out mid-way in the third quarter last week it looked as if he would come back into the game. But the coach stuck with back-up David Fales while Rosen watched from the sideline. Sticking with Fales looked like the right move up until the point where he checked down to Tevin Coleman with no timeouts remaining in the dying seconds with his team in field goal range and needing 3 points to tie. When Coleman failed to reach the side line it was all over. Rosen is back starting this week but one has to wonder how much confidence the coaching staff has in him. Questions regarding his readiness for EFL action are well-placed. Facing a strong Bruxelles team that made the final last year and is smarting from a Week One smack down by New Jersey means no big ambush; the Bombers will be ready for Buffalo. Don't read too much into Marcus Mariota's slow start. **PICK: BRUXELLES**

ST. CHARLES @ NEW JERSEY (line – WRECKING BALLS by 5)

INJURIES: **St. Charles** – Zach Line (OUT); **New Jersey** – None.

New Jersey's status as the Vegas favourite is a result of both the Chargers' lame second half against Buffalo last week and the Wrecking Balls' dominant performance on the road against Bruxelles. St. Charles is lucky to be 1-0 and will need some more luck to prevail over a rejuvenated New Jersey squad that has exorcised the ghost of Sam Bradford for the real live arm of Jared Goff. The New Jersey offence looks like it could dominate and their pass rush will challenge Carson Wentz's mediocre protection. Frank Gore and Dion Lewis will struggle to keep the Jersey pass rushers in their lanes and away from the pocket. If Wentz has time, however, it will be problematic for the Wrecking Balls' corners and safeties, as Michael Thomas and Jimmy Graham are not to be taken lightly. The Balls are looking strong out of the gate, but the Chargers are not going to roll over on the road. **PICK: ST. CHARLES**

VIRDEN @ CHINO (line – CONVICTS by 3)

INJURIES: **Virden** – John Kuhn (OUT), Eric Berry (OUT), Marshall Yanda (OUT); **Chino** – Austin Seferian-Jenkins (OUT).

Neither team looked very strong offensively in its 2018 debut last week. Virden piled up yards but found the end zone just once in five trips to the red zone and David Carr was blanked in the TD pass column. Dak Prescott did not do a good job of stretching the field to his wide receivers and that allowed the Knights to play in tight and smother plays. More is expected from these quarterbacks and they will both be under pressure to deliver the goods this week against defences that are average at best. Although it managed 2 sacks last week against a sometimes confused-looking Matt Stafford, the Violators' pass rush is not scaring many people despite the presence of sack star Melvin Ingram at right defensive end. Prescott should have time to deliver the odd deep ball if the timing is right. The 'Lockdown Crew' does not have any glaring weakness, but locking down Ezekiel Elliott and JuJu Smith-Schuster for 60 minutes will be a big challenge for them. I don't like either team here, but since I have to pick, I'll be a homer. **PICK: CHINO**

IOWA CITY @ CHARLESWOOD (line – CUBS by 2)

INJURIES: **Iowa City** – None; **Charleswood** – Deshaun Watson (OUT), Jamie Collins (OUT).

Another match-up of teams coming off depressing losses in Week One. For the Pats, it was particularly depressing as they lost their starting quarterback and now find themselves at the mercy of the erratic Blake Bortles. Last week's stat line was classic Bortles: lots

of pass attempts, about half of those completed for not many yards, one TD and one pick. He can go up or down from there and likely will go down against one of the league's top secondaries, although that group did not look the part last week trying to stop Eli. It was one of those games where everything you thought you knew about the Cubs did not materialize. So-called shutdown corner, Casey Hayward was torched by Michael Crabtree, Russell Wilson looked indecisive and confused, and Justin Tucker continued to be afflicted by some kind of 'Cub Curse' by missing two more field goals. It can only get better from there and I expect it will as Wilson rebounds and takes charge here. **PICK: IOWA CITY**

TWIN CITIES @ SEATTLE (line – TRIUMPH by 2)

INJURIES: Twin Cities – Carson Palmer (OUT); Seattle – None.

It is now the Mitch Trubisky Show for the foreseeable future, sooner than Coach Williams would have liked. Thrown into the game early due to injury, he somehow managed to steer the Triumph to victory last week, but looked panicked most of the time in doing so. He can thank his lively legs and Melvin Gordon for bailing him out of many hotspots. Here, he faces a Seattle defence that enjoys a pair of stars on its roster in Khalil Mack and Marshon Lattimore but has holes that can be exploited. The question will be whether Trubisky can exploit them. On the other side, the Pilots got the "Good Eli" last week against the Cubs. It had been a while since anyone had seen him. They also got a command performance from running back Kareem Hunt that no doubt contributed to Eli's big day. Facing one of the better defences around, this week might not be so rosy. **PICK: TWIN CITIES**

LOS ANGELES @ ERIEAU (line – CADILLAC by 3)

INJURIES: Los Angeles – None; Erieau – None.

Le'Veon Bell got a workout in the Knights' win over Chino last week. He won't be able to keep up that pace for long. The Knights will need to get other players involved in the attack against an Erieau defence that is strong up front but merely average on the back end. The challenge is finding that player. Brandin Cooks will not be a regular option going up against Stephon Gilmore, while DaVante Parker is proving to be just an average receiver and will have his hands full with Erieau's other average corners and safeties. It looks like it will be Bell or bust again. The Cadillac offence is driveable this year with a revived Marshawn Lynch and tight end Hunter Henry providing added depth. But the wide-receiving corps is rickety and no serious threat to the Blue Shield. Expect another low-scoring affair at Kelly-Burke Field and home field advantage to kick in. **PICK: ERIEAU**

SEBASTIAN @ COWTOWN (line – SWORDFISH by 1)

INJURIES: Sebastian – Jack Heath (QUESTIONABLE); Cowtown – Rodney McLeod (OUT).

The Swordfish blew out Durham in their home opener, but Sebastian fans should not get too excited yet. The Lizards largely beat themselves in that game. Cam Newton's ineptitude and the early big lead papered over cracks in the Sebastian offence that could prove more telling this week against a good Corn King defence. That is provided Joe Flacco does not wilt under the pass rush pressure of Chandler Jones and Jadeveon Clowney; and Todd Gurley can find running room around the stout Fish d-line. With all the talk of the Drew Brees offence, it is actually the Swordfish defence that gives the team a chance to take control of the North Division and possibly the Conference. Expect it to take control of Flacco here in a tight defensive struggle. **PICK: SEBASTIAN**

SCARBOROUGH @ DURHAM (line – THUNDER LIZARDS by 3)

INJURIES: Scarborough – Aaron Rodgers (OUT), Cordy Glenn (OUT); Durham – None.

Aaron Rodgers looked a little shaky in a Week One loss to Cowtown but he showed just enough stuff while he was on the field to keep hope alive that he and the Blue Eagle offence might eventually turn it around. Now there is no hope of that. For at least the next seven weeks it will be Brock Osweiler in command of the Eagle flock and that means Jordan Howard will see a lot of action. Durham is hoping to recover from an embarrassing start, so the injury to Rodgers could not have come at a better time for them. While the defence will be playing downhill, Cam Newton will have to solve the Eagles' secondary if he is to prevent this game from being uncomfortably close for too long. Expect to see a lot of scrambling while Cam figures it out. **PICK: DURHAM**

GEORGIA @ BUDAPEST (line – NORTH STARS by 4)

INJURIES: Georgia – Reuben Foster (OUT); Budapest – None.

The Gladiators got off to great start with a franchise-first victory over the Rich Liotta-led Mustangs. While knocking off their nemesis for the first time is ample cause for celebration, they need to refocus for another big test on the road in Budapest. Tyrod Taylor will not pose as much of a threat as Matt Ryan did, but it is one that the spirited but marginally talented Glads' defence cannot take lightly. It was an uninspired performance by Taylor in a typically ugly Budapest win last week, but that is the type of

game the North Stars play better than anybody. They are happy to slow everything down, even themselves. Big Ben will not want to compete in a plod bowl. Expect the Glads to challenge through the air and get Taylor playing from behind. **PICK: GEORGIA**

TORONTO @ BROOKLIN (line – HAWKS by 3)

INJURIES: **Toronto** – Tom Compton (OUT), Shawn Williams (OUT), John Simon (OUT); **Brooklin** – Gerald McCoy (OUT), Brandon Williams (OUT).

The Hawks not only lost the game last week against Pickering, they lost the middle of their defensive line. That will impact them here against a ramshackle Toronto offensive line that needs all the help it can get to move the opponent. Toronto's win over Cincy showed that Saquon Barkley and Tyreek Hill don't need much help to make use of space, but Jay Cutler is a different story. Cutler was successful playing with the lead and a committed run game, but a fragile pocket could spell the type of 5-pick disaster we have seen from him before. The Hawks' offence is in good hands with Alex Smith and his receivers, but they cannot be one-dimensional against the dreaded Wolverine secondary. Toronto has a shot, but Brooklin should cover. **PICK: BROOKLIN**

PICKERING @ AURORA (line – MUSTANGS by 1)

INJURIES: **Pickering** – Telvin Smith (OUT), Tyvon Branch (OUT); **Aurora** – None.

The Mustangs haven't been "mad" in a long time but they must be after dropping their Week One match-up to rival Georgia. Rich Liotta will have his offence back up on its horses and aiming to charge over the 2nd and 3rd levels of a Spartan defence missing its top player, Telvin Smith. Everson Griffen and Geno Atkins will be tasked with bringing the pressure to bear on Matt Ryan while RB Kenyan Drake will be given the job of making them pay for moving out of their running lanes. Expect Aurora to move the ball well. The key to the game will be how well Philip Rivers keeps pace. The typically hot-and-cold Rivers did his job without much fanfare last week thanks to the steadying influence of Devonta Freeman. Expect the magic to continue. **PICK: PICKERING**

YORK @ CINCINNATI (line – EXCALIBURS by 1)

INJURIES: **York** – Brandon Scherff (OUT), Mike McGlinchey (OUT); **Cincinnati** – None.

The Crusaders' home opener will pack Paul Brown Stadium and inspire an emotionally-charged pre-game ceremony celebrating the return of pro football to the city after an 11-year hiatus. The ceremonial coin toss by former Bengal great and brain trauma sufferer Tim Krumrie will most likely be the emotional highlight of the day, however. The home team's chances on the field appear to be less certain than the coin coming up heads or tails. The Excaliburs and Tom Brady embarrassed themselves at home last week and Brady was unusually vocal in taking the loss on himself and vowing that it would not happen again. It is an unlucky time to be a Crusader corner when Tom Brady is especially motivated to prove a point. This one will not be close. **PICK: YORK**



CHANNEL
ANCIENT HISTORY
CHANNEL
PRESENTS
This Week in EFL History
With Professor Sterling Smitherman

FROM THE EFL ARCHIVES – The 2012 EFL Season witnessed the arrival of four expansion teams: The Twin Cities Triumph; the Sebastian Swordfish; the Mission Viejo Monarchs and the Commonwealth Colonials. It was the league's second four-team expansion and it appeared that the league had learned something from its previous mistakes as all four teams actually made to Week One intact.

The decision to run with expansion team match-ups in the Thursday night and Monday night football slots of Week One was a controversial indication of the importance

the league attached to the well-being of its nascent franchises. They would be showcased in two of the league's three most prestigious primetime slots. It was a nice gesture, but ultimately one that cost revenue as few TV sets stayed tuned past halftime to either Commonwealth's 41-17 drubbing of Mission Viejo, or Twin Cities' 31-6 mauling of Sebastian.

In a more important Week One game, the Death Valley Undertakers and LA Knights teamed up to put on the most impressive display of total offence ever witnessed in this or any other pro league. The teams combined for 1,244 and 90 points in a 49-41 Undertakers victory. **Drew Brees** set an EFL record with 620 yards passing and tied the TD pass record at the time of 7 (Brees would break that record later that year), all 7 to **Andre Johnson** to set the WR record as well. It would be the start of strange things that year in Death Valley.

After a game like that, everything else paled in comparison. But the league did note the rookie debuts of two top QB selections from the draft: Pickering's **RGIII** and Mohave's **Andrew Luck**. The former led his team to a narrow 17-14 win over the Corn Kings while the latter struggled in a 42-0 Mohave blowout loss to York.