

2017



WEEK

3



EFL

ELITE FOOTBALL LEAGUE

In our 11th season and still going strong!

October 29, 2017

2017



WEEK

3

EAST



CENTRAL



WEST



NORTH



COASTAL



SOUTH



THEY'RE BAAAAACK!

INSIDE

- RECAPS OF EVERY GAME
- STANDINGS & STATS
- ARPIN PLUNDERFLUNDER'S 'FANTASY FREAKZ'
- GUEST WRITER SPATS McCHAD GOES ON A RANT
- JIMMY THE GEEK'S WEEK 4 PREDICTIONS

Twin Cities running back, **Melvin Gordon** hurls himself over the top of the LA Knights' defensive line to score the go-ahead TD with less than 2 minutes remaining in the 4th quarter. The score would prove decisive as the Triumph held on to prevail and earn their first victory of the season in a 42-35 barn-burner at Wilhalla Stadium. In other big Week Three match-ups the North Stars knocked off Durham in OT, 16-10; Scarborough scarred the Spartans, 21-16; and York, Charleswood and Cowtown notched their first wins.

Melvin Gordon



*Who was slick
in Week Three?*

**"Brylcreem" THE
EFL'S FIRST SPONSOR**

**Melvin Gordon****RB**

Twin Cities
Triumph

24 carries, 124 yards, 3 TDs. Scored
game-winning TD to beat Knights.

**Joey Bosa****DE**

Erieau
Cadillac

8 Tackles, 3 Sacks, 1 Stuff, 1 FF.
One-man wrecking crew vs Chino.

OFFENSIVE PLAY OF THE WEEK

4th & 1, TCT at LA 1-yard line, score 35-35.

Melvin Gordon (TCT) over-top for the win!




















GAME CENTER 2017 Week Three







By Chris Sherman



DEFENSIVE PLAY OF THE WEEK

CHI at own 34 with 3:04 left. **Corey Nelson** (ERI) returned fumbled snap for game-winning TD.

 	23 13	<p>LeSean McCoy was a late scratch and it changed the dynamic of the game for the home team. Big Ben aired it out 59 times but found the end zone only once. Alex Smith countered with another fine performance, throwing for 347 yards and firing 2 TD passes, including a 52-yard bomb to DeAndre Hopkins. Janoris Jenkins got the game's only turnover, picking off Ben late in the 2nd to end a threat.</p>
 	27 10	<p>The loudest cheer in the Wolverines Den came on Tyreek Hill's 89-yard punt return TD in the 1st that was called back for holding. After that the Hellfire slowly pulled away, with Jay Ajayi scoring from 2 yards and Sebastian Janikowski notching a pair of FGs. Late in the 3rd, Andrew Luck hit on a bomb to Julio Jones to make it 20-3. Briann Boddy-Calhoun finished the easy win with a pick-six.</p>
 	24 31	<p>Matt Ryan was on fire early, rushing for a 1-yard TD and passing for 2 TDs, including a 50-yard deep strike to Davante Adams, to build a 21-3 lead. But the Bombers fought back, using the running of Marcus Mariota and Leonard Fournette to get within 4 points twice in the 2nd half. The Mustangs sustained a long FG drive in the 4th to burn time and add a FG, leaving Bruxelles not enough time.</p>
 	28 21	<p>A fumbled snap with 3:04 remaining in the game was snapped up by Cadillac LB, Corey Nelson and returned 33 yards for a TD to break a 21-21 tie in the 4th quarter. Before that, the Erieau offence was all Matt Stafford-to-Jordy Nelson, the duo connecting for 3 TDs. It was a bad day for Dak Prescott – he was also picked off twice, once in the end zone, fumbled, and was sacked 5 times.</p>
 	35 42	<p>What began as a defensive struggle turned into a free-for-all when Dalton hit DeVante Parker for a 36-yard TD. Palmer countered with a 24-yard TD pass to Antonio Brown and the firefight was on! TC led by two TDs in the 3rd after scoring 3 in a row, but the Knights battled back and eventually tied it at 35 in the 4th. With 1:53 left, Melvin Gordon scored on 4th & goal at the 1 to win it for TC.</p>
 	10 33	<p>Defences controlled the pace through a scoreless 1st and early into the 2nd when Jamie Collins picked off Eli Manning and returned it to the Pilots' 4 to set up the first Charleswood TD. Leading 14-0 in the 3rd, the Pats' CJ Mosley intercepted Manning and returned it 23 yards for a TD to open it up 21-0. Josh Huff returned the ensuing KO 103 yards for a TD, but it would be the only Pilot pushback.</p>
 	7 13	<p>Tom Brady went down on York's first possession, putting the game in the hands of Cody Kessler. The York defence held off Jameis Winston and the Swordfish while Kessler struck on the final play of the 1st half, hitting Mike Williams deep for a 50-yard TD pass. Sebastian finally scored with 5:02 left in the 4th. They got the ball back trailing 13-7, but a bomb to Beckham missed as time expired.</p>
 	0 0	<p>After a rough start for both offences the Stars scored first on an 11-yard TD pass from Taylor to Demaryius Thomas with 1:52 left in the 2nd. With the Stars leading 10-0 in the 3rd, Durham finally replied with a 21-yard TD pass from Brees to TY Hilton and a 20-yard FG to tie the game and send it to OT. Both offences punted on their first series of OT. Jalen Tabor ended it on a 35-yard pick-six.</p>
 	16 21	<p>Both teams exchanged TD runs in the 1st, with the Eagles' Jordan Howard striking from 30 yards to tie it. Caleb Sturgis kicked his first of 3 FGs to give the Spartans a short-lived lead before Jamison Crowder took a short slant 28-yards for a TD and Derrick Morgan sacked Rivers on 4th & 2 at the 43 to set up a Rodgers-to-Jackson 20-yard TD pass. The Eagles' D then went into shutdown mode.</p>
 	17 37	<p>TJ Watt picked off Sam Bradford in NJ's first series and LeGarrette Blount ran over the Wrecking Balls early to stake Cowntown to a quick 17-0 lead. New Jersey stabilized with a 58-yard TD pas to Michael Crabtree and a FG with 0:48 left in the 1st half, but a 54-yard heave to Mike Evans and an 8-yard run by Blount capped a 2-play TD drive that killed the NJ momentum and led the Kings to victory.</p>
 	10 38	<p>This was a close game for most of the 1st quarter before Virden RB Mark Ingram was stopped on 4th & 2 at the Cubs' 39. Russell Wilson then hit on passes of 30 yards to Marqise Lee and 31 yards to Mike Wallace for a TD to put Iowa in front for good. Virden played ball possession while the Cubs struck quickly on offence and special teams. The resulting mismatch led to an easy Cubs' win.</p>
 	10 15	<p>The Reg's Mike Mitchell stripped the ball from Carson Wentz at the Regs' 4-yard line to stave off an early Charger threat in the 1st quarter. While the Regs' offence stalled, the defence held the Chargers at bay and St Charles held a slim 10-7 lead mid-way in the 4th. The Regs' final drive saw Kirk Cousins and Ted Ginn hook up to convert a 3rd & 18 and 2 plays later an 18-yard TD pass to win it.</p>

<div>HAWKS</div> <div><div>23</div></div>		<div>PASSING: Alex Smith, 26 of 40, 347 yds, 2 TDs, 0 INT</div> <div>RUSHING: Ryan Mathews, 15C, 56yds, (3.5), 1 TD</div> <div>RECEIVING: DeAndre Hopkins, 10 for 179yds, 52LG, 1 TD</div> <div>DEFENCE: Janoris Jenkins, 8 T, 2 PD, 1 INT (21yds)</div> <div>KICKING: Carpenter (1/2)(0/1), 1pt Parkey (1/1)(1/1) 4pts</div>		<div>GLADIATORS</div> <div><div>13</div></div>		<div>PASSING: Ben Roethlisberger, 29 of 59, 294 yds, 1TD, 1 INT</div> <div>RUSHING: Matt Asiata, 8C, 33yds, (4.1), 0 TD</div> <div>RECEIVING: Jarvis Landry, 7 for 66yds, 13LG, 0 TD</div> <div>DEFENCE: Vic Beasley Jr, 7 T, 1 SK, 1 STF, 2 HUR, 1 FF</div> <div>KICKING: Cairo Santos, 1 of 1 XPA, 2 of 2 FGA, 7 Pts</div>																																																																
<div>10-28-2017 Georgia Stadium Temp: 95 Wind: 5-15 None MVP: Alex Smith</div> <table><tr><td></td><td>1</td><td>2</td><td>3</td><td>4</td><td>Tot</td></tr><tr><td>2016 Brooklin (2-1)</td><td>6</td><td>0</td><td>10</td><td>7</td><td>23</td></tr><tr><td>2016 Georgia (1-2)</td><td>3</td><td>0</td><td>0</td><td>10</td><td>13</td></tr></table> <div>Scoring Summary</div> <div>1 9:10 Brooklin TD Smith 52 pass to Hopkins (no good) (6-88-3:08) 6-0</div> <div>1 4:43 Georgia FG Santos 41 (12-53-4:13) 6-3</div> <div>3 10:47 Brooklin TD Smith 18 pass to Royal (Carpenter) (7-75-4:13) 13-3</div> <div>3 1:04 Brooklin FG Parkey 20 (12-62-5:35) 16-3</div> <div>4 12:47 Georgia TD Roethlisberger 14 pass to Beasley (Santos) (13-75-3:17) 16-10</div> <div>4 7:21 Georgia FG Santos 40 (9-57-3:51) 16-13</div> <div>4 2:08 Brooklin TD Mathews 1 run (Parkey) (10-75-5:13) 23-13</div>					1	2	3	4	Tot	2016 Brooklin (2-1)	6	0	10	7	23	2016 Georgia (1-2)	3	0	0	10	13	<table><tr><td></td><td>BRH</td><td>GEO</td></tr><tr><td>First Downs</td><td>22</td><td>21</td></tr><tr><td>Rushes</td><td>22-77</td><td>18-50</td></tr><tr><td>Passes</td><td>40-26-347</td><td>59-29-294</td></tr><tr><td>Sacked</td><td>1-8</td><td>1-7</td></tr><tr><td>Fumble</td><td>1</td><td>1</td></tr><tr><td>Penalties</td><td>11-106</td><td>7-52</td></tr><tr><td>Turnovers</td><td>0</td><td>1</td></tr><tr><td>Missed Tackles</td><td>2</td><td>5</td></tr><tr><td>Blitzes</td><td>3</td><td>17</td></tr><tr><td>Time</td><td>32:00</td><td>28:00</td></tr><tr><td>Third Down</td><td>8-14</td><td>9-18</td></tr><tr><td>Fourth Down</td><td>0-0</td><td>1-3</td></tr><tr><td>Red Att/Td/Fg</td><td>3/2/1</td><td>2/1/1</td></tr><tr><td>Net Offense</td><td>416</td><td>337</td></tr></table>					BRH	GEO	First Downs	22	21	Rushes	22-77	18-50	Passes	40-26-347	59-29-294	Sacked	1-8	1-7	Fumble	1	1	Penalties	11-106	7-52	Turnovers	0	1	Missed Tackles	2	5	Blitzes	3	17	Time	32:00	28:00	Third Down	8-14	9-18	Fourth Down	0-0	1-3	Red Att/Td/Fg	3/2/1	2/1/1	Net Offense	416	337
	1	2	3	4	Tot																																																																	
2016 Brooklin (2-1)	6	0	10	7	23																																																																	
2016 Georgia (1-2)	3	0	0	10	13																																																																	
	BRH	GEO																																																																				
First Downs	22	21																																																																				
Rushes	22-77	18-50																																																																				
Passes	40-26-347	59-29-294																																																																				
Sacked	1-8	1-7																																																																				
Fumble	1	1																																																																				
Penalties	11-106	7-52																																																																				
Turnovers	0	1																																																																				
Missed Tackles	2	5																																																																				
Blitzes	3	17																																																																				
Time	32:00	28:00																																																																				
Third Down	8-14	9-18																																																																				
Fourth Down	0-0	1-3																																																																				
Red Att/Td/Fg	3/2/1	2/1/1																																																																				
Net Offense	416	337																																																																				
<div>HELLFIRE</div> <div><div>27</div></div>		<div>PASSING: Andrew Luck, 16 of 26, 195yds, 1 TD, 0 INT</div> <div>RUSHING: Jay Ajayi, 29C, 979yds, (3.3), 1 TD</div> <div>RECEIVING: Julio Jones, 5 for 89yds, 45LG, 1 TD</div> <div>DEFENCE: Darrelle Revis, 3 T, 1 SK, 1 PD, 1 STF, 1 FF</div> <div>KICKING: Sebastian Janikowski, 3 of 3 XPA, 2 of 3 FG, 9 Pts</div>		<div>WOLVERINES</div> <div><div>10</div></div>		<div>PASSING: Ryan Tannehill, 20 of 36, 249 yds, 1 TD, 2 INTs</div> <div>RUSHING: DeMarco Murray 18C, 51yds, (2.8), 0 TD</div> <div>RECEIVING: Tyreek Hill, 8 for 97yds, 21LG, 0 TD</div> <div>DEFENCE: Jonathan Allen, 5 T, 1 PD, 2 STF,</div> <div>KICKING: Zane Gonzalez, 1 of 1 XPA, 1 of 2 FGA, 4 Pt</div>																																																																
<div>10-28-2017 The Wolverines Den Temp: 70 Wind: 0-5 Light Rain MVP: Andrew Luck</div> <table><tr><td></td><td>1</td><td>2</td><td>3</td><td>4</td><td>Tot</td></tr><tr><td>2016 Mohave (1-2)</td><td>0</td><td>10</td><td>10</td><td>7</td><td>27</td></tr><tr><td>2017 Toronto (0-3)</td><td>0</td><td>3</td><td>7</td><td>0</td><td>10</td></tr></table> <div>Scoring Summary</div> <div>2 11:04 Toronto FG Gonzalez 46 (7-31-3:42) 0-3</div> <div>2 7:51 Mohave TD Ajayi 2 run (Janikowski) (7-70-3:09) 7-3</div> <div>2 0:52 Mohave FG Janikowski 20 (12-63-3:51) 10-3</div> <div>3 8:10 Mohave FG Janikowski 41 (12-44-6:38) 13-3</div> <div>3 4:41 Mohave TD Luck 45 pass to Jones (Janikowski) (4-56-2:25) 20-3</div> <div>3 2:07 Toronto TD Tannehill 8 pass to LaFell (Gonzalez) (8-75-2:34) 20-10</div> <div>4 10:56 Mohave TD Boddy-Calhoun 44 interception return (Janikowski) 27-10</div>					1	2	3	4	Tot	2016 Mohave (1-2)	0	10	10	7	27	2017 Toronto (0-3)	0	3	7	0	10	<table><tr><td></td><td>MOH</td><td>TOR</td></tr><tr><td>First Downs</td><td>17</td><td>19</td></tr><tr><td>Rushes</td><td>31-122</td><td>26-64</td></tr><tr><td>Passes</td><td>26-16-195</td><td>36-20-249</td></tr><tr><td>Sacked</td><td>0-0</td><td>2-17</td></tr><tr><td>Fumble</td><td>1</td><td>1</td></tr><tr><td>Penalties</td><td>6-44</td><td>5-43</td></tr><tr><td>Turnovers</td><td>1</td><td>2</td></tr><tr><td>Missed Tackles</td><td>5</td><td>3</td></tr><tr><td>Blitzes</td><td>18</td><td>2</td></tr><tr><td>Time</td><td>29:13</td><td>30:47</td></tr><tr><td>Third Down</td><td>6-13</td><td>6-14</td></tr><tr><td>Fourth Down</td><td>0-0</td><td>0-1</td></tr><tr><td>Red Att/Td/Fg</td><td>2/1/1</td><td>2/1/0</td></tr><tr><td>Net Offense</td><td>317</td><td>296</td></tr></table>					MOH	TOR	First Downs	17	19	Rushes	31-122	26-64	Passes	26-16-195	36-20-249	Sacked	0-0	2-17	Fumble	1	1	Penalties	6-44	5-43	Turnovers	1	2	Missed Tackles	5	3	Blitzes	18	2	Time	29:13	30:47	Third Down	6-13	6-14	Fourth Down	0-0	0-1	Red Att/Td/Fg	2/1/1	2/1/0	Net Offense	317	296
	1	2	3	4	Tot																																																																	
2016 Mohave (1-2)	0	10	10	7	27																																																																	
2017 Toronto (0-3)	0	3	7	0	10																																																																	
	MOH	TOR																																																																				
First Downs	17	19																																																																				
Rushes	31-122	26-64																																																																				
Passes	26-16-195	36-20-249																																																																				
Sacked	0-0	2-17																																																																				
Fumble	1	1																																																																				
Penalties	6-44	5-43																																																																				
Turnovers	1	2																																																																				
Missed Tackles	5	3																																																																				
Blitzes	18	2																																																																				
Time	29:13	30:47																																																																				
Third Down	6-13	6-14																																																																				
Fourth Down	0-0	0-1																																																																				
Red Att/Td/Fg	2/1/1	2/1/0																																																																				
Net Offense	317	296																																																																				
<div>BOMBERS</div> <div><div>24</div></div>		<div>PASSING: Marcus Mariota, 13 of 29, 127 yds, 0 TD, 0 INT</div> <div>RUSHING: Leonard Fournette, 24C, 124yds, (5.2), 1 TD</div> <div>RECEIVING: Chris Thompson, 6 for 53yds, 24LG, 0 TD</div> <div>DEFENCE: Harrison Smith, 8 T, 2 PD</div> <div>KICKING: Chandler Cantanzaro, 3 of 3 XPA, 1 of 2 FGA, 6 Pts</div>		<div>MUSTANGS</div> <div><div>31</div></div>		<div>PASSING: Matt Ryan, 25 of 34, 316 yds, 2 TDs, 0 INT</div> <div>RUSHING: Rashad Jennings, 9C, 41yds, (4.6), 1 TD</div> <div>RECEIVING: Julien Edelman, 12 for 152yds, 17LG, 1 TD</div> <div>DEFENCE: Karlos Dansby, 14 T</div> <div>KICKING: Wil Lutz, 4 of 4 XPA, 1 of 1 FG, 7 Pts</div>																																																																
<div>10-28-2017 Magna Park Temp: 65 Wind: 5-15 None MVP: Matt Ryan</div> <table><tr><td></td><td>1</td><td>2</td><td>3</td><td>4</td><td>Tot</td></tr><tr><td>2016 Bruxelles (2-1)</td><td>0</td><td>10</td><td>7</td><td>7</td><td>24</td></tr><tr><td>2016 Aurora (3-0)</td><td>14</td><td>7</td><td>7</td><td>3</td><td>31</td></tr></table> <div>Scoring Summary</div> <div>1 9:31 Aurora TD Ryan 1 run (Lutz) (10-54-5:21) 0-7</div> <div>1 1:41 Aurora TD Ryan 50 pass to Adams (Lutz) (6-80-2:39) 0-14</div> <div>2 9:10 Bruxelles FG Catanzaro 22 (13-71-7:34) 3-14</div> <div>2 5:20 Aurora TD Ryan 9 pass to Edelman (Lutz) (7-73-3:50) 3-21</div> <div>2 0:53 Bruxelles TD Mariota 6 run (Catanzaro) (12-77-4:19) 10-21</div> <div>3 8:13 Bruxelles TD Mariota 1 run (Catanzaro) (14-89-6:41) 17-21</div> <div>3 2:45 Aurora TD Jennings 2 run (Lutz) (9-75-5:28) 17-28</div> <div>4 9:44 Bruxelles TD Fournette 4 run (Catanzaro) (15-81-7:53) 24-28</div> <div>4 1:50 Aurora FG Lutz 28 (13-65-7:50) 24-31</div>					1	2	3	4	Tot	2016 Bruxelles (2-1)	0	10	7	7	24	2016 Aurora (3-0)	14	7	7	3	31	<table><tr><td></td><td>BRX</td><td>AUR</td></tr><tr><td>First Downs</td><td>28</td><td>25</td></tr><tr><td>Rushes</td><td>41-281</td><td>14-46</td></tr><tr><td>Passes</td><td>29-13-127</td><td>34-25-316</td></tr><tr><td>Sacked</td><td>0-0</td><td>1-8</td></tr><tr><td>Fumble</td><td>0</td><td>2</td></tr><tr><td>Penalties</td><td>5-41</td><td>7-54</td></tr><tr><td>Turnovers</td><td>0</td><td>0</td></tr><tr><td>Missed Tackles</td><td>4</td><td>11</td></tr><tr><td>Blitzes</td><td>9</td><td>18</td></tr><tr><td>Time</td><td>33:47</td><td>26:13</td></tr><tr><td>Third Down</td><td>8-14</td><td>5-7</td></tr><tr><td>Fourth Down</td><td>3-4</td><td>1-1</td></tr><tr><td>Red Att/Td/Fg</td><td>5/3/1</td><td>4/3/1</td></tr><tr><td>Net Offense</td><td>408</td><td>354</td></tr></table>					BRX	AUR	First Downs	28	25	Rushes	41-281	14-46	Passes	29-13-127	34-25-316	Sacked	0-0	1-8	Fumble	0	2	Penalties	5-41	7-54	Turnovers	0	0	Missed Tackles	4	11	Blitzes	9	18	Time	33:47	26:13	Third Down	8-14	5-7	Fourth Down	3-4	1-1	Red Att/Td/Fg	5/3/1	4/3/1	Net Offense	408	354
	1	2	3	4	Tot																																																																	
2016 Bruxelles (2-1)	0	10	7	7	24																																																																	
2016 Aurora (3-0)	14	7	7	3	31																																																																	
	BRX	AUR																																																																				
First Downs	28	25																																																																				
Rushes	41-281	14-46																																																																				
Passes	29-13-127	34-25-316																																																																				
Sacked	0-0	1-8																																																																				
Fumble	0	2																																																																				
Penalties	5-41	7-54																																																																				
Turnovers	0	0																																																																				
Missed Tackles	4	11																																																																				
Blitzes	9	18																																																																				
Time	33:47	26:13																																																																				
Third Down	8-14	5-7																																																																				
Fourth Down	3-4	1-1																																																																				
Red Att/Td/Fg	5/3/1	4/3/1																																																																				
Net Offense	408	354																																																																				

CADILLAC



28

PASSING: Matt Stafford, 16 of 28, 208 yds, 3 TDs, 2 INTs
RUSHING: Christine Michael, 20C, 85yds, (4.3), 0 TD
RECEIVING: Jordy Nelson, 8 for 143yds, 62LG, 3 TDs
DEFENCE: Joey Bosa, 8 T, 3 SK, 1 STF, 1 HUR, 1 FF
KICKING: Stephen Gostkowski, 4 of 4XPA, 0 of 1 FGA, 4 Pts

CONVICTS



21

PASSING: Dak Prescott, 19 of 32, 196 yds, 0 TDs, 2 INTs
RUSHING: Christian McCaffery, 18C, 120yds, (6.7), 0 TD
RECEIVING: Marvin Jones, 6 for 78yds, 22LG, 0 TD
DEFENCE: Andrew Sendejo, 1 T, 2 INTs (22yds-TD)
KICKING: Dan Bailey, 3 of 3 XPA, 0 of 1 FGA, 3 Pts

10-28-2017 The Big House Temp: 100 Wind: 5-15 None MVP: **Jordy Nelson**

	1	2	3	4	Tot
2017 Erieau (2-1)	14	0	7	7	28
2016 Chino (2-1)	0	7	14	0	21

Scoring Summary

1 6:26 Erieau	TD Stafford 8 pass to Nelson (Gostkowski) (10-77-6:05)	7-0
1 2:16 Erieau	TD Stafford 62 pass to Nelson (Gostkowski) (1-62-0:15)	14-0
2 7:03 Chino	TD Prescott 6 run (Bailey,D) (13-70-6:13)	14-7
3 9:40 Erieau	TD Stafford 12 pass to Nelson (Gostkowski) (12-64-4:57)	21-7
3 3:56 Chino	TD Sendejo 22 interception return (Bailey,D)	21-14
3 0:00 Chino	TD Prescott 1 run (Bailey,D) (9-54-3:57)	21-21
4 3:04 Erieau	TD Nelson 33 yd fumble recovery (Gostkowski)	28-21

	ERI	CHI
First Downs	16	23
Rushes	24-89	40-199
Passes	28-16-208	32-19-196
Sacked	3-21	5-53
Fumble	1	2
Penalties	7-41	4-27
Turnovers	3	4
Missed Tackles	11	6
Blitzes	29	4
Time	27:01	32:59
Third Down	5-10	9-17
Fourth Down	0-0	0-3
Red Att/Td/Fg	2/2/0	5/2/0
Net Offense	276	342

KNIGHTS



35

PASSING: Andy Dalton, 21 of 38, 236 yds, 3 TDs, 1 INT
RUSHING: Le'Veon Bell, 29C, 140yds, (4.8), 2 TDs
RECEIVING: DeVante Parker, 5 for 90yds, 36LG, 2 TDs
DEFENCE: Michael Bennett, 12 T, 1 SK, 2 SSTF, 1 HUR, 1 FF
KICKING: Greg Zuerlein, 5 of 5 XPA, 5 Pts

TRIUMPH



42

PASSING: Carson Palmer, 22 of 43, 202 yds, 3 TDs, 1 INT
RUSHING: Melvin Gordon, 24C, 124yds, (5.2), 3 TDs
RECEIVING: Antonio Brown, 9 for 104yds, 24LG, 2 TDs
DEFENCE: Kwon Alexander, 12 T, 1 STF
KICKING: Roberto Aguay, 6 of 6 XPA, 6 Pts

10-28-2017 Willhalla Stadium Temp: 70 Wind: MVP: **Melvin Gordon**

	1	2	3	4	Tot
2016 Los Angeles (1-2)	7	7	14	7	35
2016 Twin Cities (1-2)	7	14	14	7	42

1 5:31 Los Angeles	TD Dalton 36 pass to Parker (Zuerlein) (3-60-1:09)	7-0
1 1:06 Twin Cities	TD Palmer 24 pass to Brown (Aguayo) (13-75-4:18)	7-7
2 8:03 Los Angeles	TD Bell 2 run (Zuerlein) (11-73-5:49)	14-7
2 3:43 Twin Cities	TD Palmer 8 pass to Brown (Aguayo) (3-72-0:32)	14-14
2 0:34 Twin Cities	TD Gordon 1 run (Aguayo) (8-46-1:35)	14-21
3 12:24 Twin Cities	TD Gordon 4 run (Aguayo) (3-12-0:55)	14-28
3 8:19 Los Angeles	TD Dalton 17 pass to Parker (Zuerlein) (2-66-1:00)	21-28
3 4:09 Los Angeles	TD Bell 2 run (Zuerlein) (9-25-3:57)	28-28
3 0:41 Twin Cities	TD Palmer 14 pass to White (Aguayo) (9-75-3:22)	28-35
4 8:26 Los Angeles	TD Dalton 6 pass to Cooks (Zuerlein) (9-56-4:00)	35-35
4 1:53 Twin Cities	TD Gordon 1 run (Aguayo) (18-75-6:28)	35-42

	LAK	TCT
First Downs	24	25
Rushes	30-151	34-166
Passes	38-21-236	43-22-202
Sacked	1-5	2-21
Fumble	1	2
Penalties	7-59	7-45
Turnovers	2	1
Missed Tackles	5	7
Blitzes	16	24
Time	28:44	31:16
Third Down	6-15	6-18
Fourth Down	0-1	2-2
Red Att/Td/Fg	4/4/0	6/5/0
Net Offense	382	347

PILOTS



10

PASSING: Eli Manning, 8 of 24, 86 yds, 0 TDs, 3 INTs
RUSHING: Kareem Hunt, 19C, 145yds, (7.6), 0 TD
RECEIVING: Allen Hurns, 4 for 61yds, 20LG, 0 TD
DEFENCE: Olivier Vernon, 10 T, 5 STF, 1 HUR
KICKING: Josh Lambo, 1 of 1 XPA, 1 of 1 FGA, 4 Pts

PATRIOTS



33

PASSING: DeShaun Watson, 17 of 28, 155 yds, 2 TDs, 1 INT
RUSHING: Lamar Miller, 26C, 58yds, (2.2), 0 TD
RECEIVING: Mohammed Sanu, 7 for 65yds, 15LG, 0 TD
DEFENCE: CJ Mosley, 3 T, 1 INT (23yds-TD)
KICKING: Ryan Succop, 4 of 4 FGA, 1 f 1 FGA, 7 Pts

10-28-2017 Patriot Place Temp: 75 Wind: MVP: **DeShaun Watson**

	1	2	3	4	Tot
2016 Seattle (0-3)	0	0	7	3	10
2016 Charleswood (1-2)	0	14	10	9	33

Scoring Summary

2 12:30 Charleswood	TD Watson 4 run (Succop) (2-4-0:50)	0-7
2 6:50 Charleswood	TD Watson 12 pass to Bryant (Succop) (7-38-3:21)	0-14
3 9:44 Charleswood	TD Mosley 23 interception return (Succop)	0-21
3 9:38 Seattle	TD Huff 103 kick return (Lambo)	7-21
3 4:10 Charleswood	FG Succop 36 (11-58-5:18)	7-24
4 13:50 Charleswood	Safety Hall	7-26
4 6:19 Charleswood	TD Watson 5 pass to Green-Beckham (Succop) (14-63-7:19)	7-33
4 1:56 Seattle	FG Lambo 31 (7-63-4:14)	10-33

	SEA	CHP
First Downs	8	20
Rushes	26-158	41-135
Passes	24-8-86	29-18-159
Sacked	1-9	0-0
Fumble	0	0
Penalties	8-54	3-15
Turnovers	3	1
Missed Tackles	5	7
Blitzes	15	8
Time	23:03	36:57
Third Down	5-14	8-16
Fourth Down	0-1	0-0
Red Att/Td/Fg	2/0/1	4/3/1
Net Offense	235	294

SWORDFISH**7**

PASSING: Jameis Winston, 21 of 39, 189 yds, 1 TD, 0 INT
RUSHING: CJ Anderson, 11C, 43yds, (3.9), 0 TD
RECEIVING: Doug Baldwin, 5 for 82yds, 18LG, 1 TD
DEFENCE: Ahmad Brooks, 9 T, 1 SK, 1 PD, 2 STF
KICKING: Adam Vinatiero, 1 of 1 XPA, 0 of 1 FGA, 1 Pt

EXCALIBURS**13**

PASSING: Cody Kessler, 21 of 29, 277 yds, 1 TD, 0 INT
RUSHING: Dwayne Washington, 12C, 54yds, (4.5), 0 TD
RECEIVING: Danny Amendola, 6 for 61yds, 22LG, 0 TD
DEFENCE: Von Miller, 6T, 2SK, 1STF, 3 HUR
KICKING: Graham Gano, 1 of 1 XPA, 2 of 4 FGA, 7 Pts

10-28-2017 Camelot Temp: 76 Wind: 0-10 None MVP: **Cody Kessler**

	1	2	3	4	Tot
2016 Sebastian (1-2)	0	0	0	7	7
2016 York (1-2)	0	10	0	3	13

Scoring Summary

2 9:51 **York** FG Gano 32 (14-73-7:21) 0-3
 2 0:00 **York** TD Kessler 50 pass to Williams (Gano) (6-97-0:46) 0-10
 4 13:40 **York** FG Gano 25 (15-82-7:35) 0-13
 4 5:02 **Sebastian** TD Winston 18 pass to Baldwin (Vinatieri) (12-78-5:09) 7-13

	SS	YOR
First Downs	17	16
Rushes	27-82	26-97
Passes	39-21-189	30-21-277
Sacked	3-17	3-25
Fumble	1	2
Penalties	3-25	9-62
Turnovers	0	0
Missed Tackles	5	1
Blitzes	25	24
Time	29:37	30:23
Third Down	4-15	3-13
Fourth Down	2-5	1-1
Red Att/Td/Fg	4/1/0	3/0/2
Net Offense	254	349

T-LIZARDS**10**

PASSING: Drew Brees, 16 of 33, 199 yds, 1 TD, 1 INT
RUSHING: Carlos Hyde, 29C, 129yds, (6.5), 0 TD
RECEIVING: TY Hilton, 6 for 112yds, 41LG, 1 TD
DEFENCE: Dom. Rodg-Crom, 6 T, 1PD, 1FF, 1 INT (34yds)
KICKING: Phil Dawons, 1 of 1 XPA, 1 of 3 FGA, 4 pts

NORTH STARS**16**

PASSING: Tyrod Taylor, 17 of 28, 161 yds, 1 TD, 1 INT
RUSHING: David Johnson, 31C, 147yds, (4.7), 0 TD
RECEIVING: Stefon Diggs, 11 for 106yds, 19LG, 0 TD
DEFENCE: Jalen Tabor, 1 T, 1 INT (35yds-TD)
KICKING: Josh Brown, 1 of 1 XPA, 1 of 1 FGA, 4 Pts

10-28-2017 Ferenc-Liszt Intl AP Temp: 80 Wind: 0-5 None MVP: **Tyrod Taylor**

	1	2	3	4	5	Tot
2016 Durham (1-1-1)	0	0	7	3	0	10
2016 Budapest (3-0)	0	7	3	0	6	16

Scoring Summary

2 1:52 **Budapest** TD Taylor 11 pass to Thomas (Brown,J) (9-55-5:37) 0-7
 3 9:45 **Budapest** FG Brown 50 (9-39-4:16) 0-10
 3 6:20 **Durham** TD Brees 21 pass to Hilton (Dawson) (8-77-3:17) 7-10
 4 11:14 **Durham** FG Dawson 20 (11-77-5:43) 10-10
 5 7:36 **Budapest** TD Tabor 35 interception return 10-16

	DTL	BUD
First Downs	15	20
Rushes	23-142	44-195
Passes	33-16-199	28-17-161
Sacked	3-28	3-29
Fumble	2	1
Penalties	5-40	7-49
Turnovers	3	2
Missed Tackles	14	6
Blitzes	36	10
Time	30:14	37:10
Third Down	4-13	7-17
Fourth Down	0-0	0-1
Red Att/Td/Fg	2/0/1	1/1/0
Net Offense	313	327

SPARTANS**16**

PASSING: Philip Rivers, 18 of 28, 145 yds, 0 TD, 0 INT
RUSHING: Ty Montgomery, 16C, 121yds, (7.6), 1 TD
RECEIVING: Willie Snead, 3 for 42yds, 15LG, 0 TD
DEFENCE: Erik Walden, 9 T, 2 SK, 1 PD, 1 STF, 1 HUR
KICKING: Caleb Sturgis, 1 of 1 XPA, 3 of 3 FGA, 10 Pts

BLUE EAGLES**21**

PASSING: Aaron Rodgers, 13 of 20, 158 yds, 2 TDs, 0 INT
RUSHING: Jordan Howard, 24C, 158yds, (6.6), 1 TD
RECEIVING: DeSean Jackson, 3 for 57yds, 23LG, 1 TD
DEFENCE: Derrick Morgan, 4 T, 2 SK, 1 PD, 1 STF
KICKING: Mason Crosby, 3 of 3 XPA, 3 Pts

10-28-2017 Bluffs Stadium Temp: 73 Wind: 0-10 None MVP: **Jordan Howard**

	1	2	3	4	Tot
2016 Pickering (2-1)	7	3	3	3	16
2016 Scarborough (2-0-1)	7	14	0	0	21

Scoring Summary

1 10:33 **Pickering** TD Montgomery 6 run (Sturgis) (9-47-4:20) 7-0
 1 2:56 **Scarborough** TD Howard 30 run (Crosby) (10-69-3:37) 7-7
 2 12:29 **Pickering** FG Sturgis 24 (9-73-5:18) 10-7
 2 7:23 **Scarborough** TD Rodgers 28 pass to Crowder (Crosby) (8-80-4:59) 10-14
 2 1:12 **Scarborough** TD Rodgers 20 pass to Jackson (Crosby) (6-57-2:29) 10-21
 3 4:49 **Pickering** FG Sturgis 36 (14-74-6:31) 13-21
 4 5:46 **Pickering** FG Sturgis 40 (9-45-5:11) 16-21

	PIC	SBE
First Downs	21	18
Rushes	34-206	29-179
Passes	28-15-145	20-13-158
Sacked	2-18	4-35
Fumble	1	0
Penalties	6-52	5-53
Turnovers	0	0
Missed Tackles	8	7
Blitzes	9	34
Time	31:32	28:28
Third Down	4-12	5-12
Fourth Down	0-3	0-0
Red Att/Td/Fg	3/1/2	5/2/0
Net Offense	333	302

WRECKING BALL**17**

PASSING: Sam Bradford, 22 of 38, 201 yds, 2 TDs, 3 INTs
RUSHING: Isaiah Crowell, 25C, 151yds, (6.0), 0 TD
RECEIVING: Michael Crabtree, 8 for 103yds, 58LG, 1 TD
DEFENCE: Derrick Johnson, 9 T
KICKING: Chris Boswell, 2 of 2 XPA, 1 of 1 FGA, 5 Pts

CORN KINGS**37**

PASSING: Joe Flacco, 14 of 21, 207 yds, 1 TD, 0 INT
RUSHING: LeGarrette Blount, 20C, 128yds, (6.4), 2 TDs
RECEIVING: Larry Fitzgerald, 6 for 51yds, 16LG, 1 TD
DEFENCE: TJ Watt, 1 T, 1 SK, 2 INTs (63 yds-1 TD)
KICKING: Nick Novak, 4 of 5 XPA, 1 of 1 FGA, 7 Pts

10-28-2017 Tillman Field Temp: 61 Wind: 5-15 None MVP: **LeGarrette Blount**

	1	2	3	4	Tot
2017 New Jersey (0-3)	0	10	0	7	17
2016 Cowtown (1-2)	10	14	7	6	37

Scoring Summary

1 12:25 Cowtown	FG Novak 28 (4-6-1:32)	0-3
1 4:49 Cowtown	TD Gurley 8 run (Novak) (10-59-5:15)	0-10
2 14:52 Cowtown	TD Blount 3 run (Novak) (10-79-4:05)	0-17
2 4:51 New Jersey	TD Bradford 58 pass to Crabtree (Boswell) (7-85-3:55)	7-17
2 0:48 New Jersey	FG Boswell 39 (9-47-2:13)	10-17
2 0:15 Cowtown	TD Blount 8 run (Novak) (2-62-0:26)	10-24
3 5:32 Cowtown	TD Flacco 1 pass to Fitzgerald (Novak) (8-79-4:43)	10-31
4 8:11 New Jersey	TD Bradford 9 pass to Darboh (Boswell) (7-52-4:22)	17-31
4 0:26 Cowtown	TD Watt 44 interception return (no good)	17-37

	NJ	COW
First Downs	20	22
Rushes	27-159	38-201
Passes	38-22-201	21-14-207
Sacked	2-21	0-0
Fumble	0	0
Penalties	6-35	11-84
Turnovers	3	0
Missed Tackles	10	14
Blitzes	7	22
Time	29:46	30:14
Third Down	4-12	3-11
Fourth Down	1-2	1-2
Red Att/Td/Fg	3/1/1	5/4/1
Net Offense	339	408

VIOLATORS**10**

PASSING: Derek Carr, 13 of 19, 160 yds, 1 TD, 0 INT
RUSHING: Ezekiel Elliott, 30 C, 101yds, (3.4), 0 TD
RECEIVING: Amari Cooper, 6 for 106yds, 46LG, 1 TD
DEFENCE: Perry Riley Jr, 9 T, 1 STF
KICKING: Nick Folk, 1 of 1 XPA, 1 of 1 FGA, 4 Pts

CUBS**38**

PASSING: Russell Wilson, 15 of 22, 237 yds, 4 TDs, 0 INT
RUSHING: Jeremy Hill, 13C, 53yds, (4.1), 1 TD
RECEIVING: Mike Wallace, 5 for 118yds, 41LG, 3 TDs
DEFENCE: Alec Ogletree, 19 T, 2 STF, 2 FF
KICKING: Justin Tucker, 5 of 5 XPA, 1 of 1 FGA, 8 Pts

10-28-2017 Joe Ferguson Stadium Temp: 62 Wind: Calm None No Line MVP: **Russell Wilson**

	1	2	3	4	Tot
2016 Virden (2-1)	7	3	0	0	10
2016 Iowa City (3-0)	14	14	10	0	38

Scoring Summary

1 11:14 Iowa City	TD Wilson 41 pass to Wallace (Tucker) (3-47-1:36)	0-7
1 9:15 Virden	TD Carr 19 pass to Cooper (Folk) (5-75-1:59)	7-7
1 1:27 Iowa City	TD Wilson 31 pass to Wallace (Tucker) (3-61-1:02)	7-14
2 9:32 Virden	FG Folk 28 (15-65-6:51)	10-14
2 5:08 Iowa City	TD Wilson 12 pass to Wallace (Tucker) (8-75-4:24)	10-21
2 1:44 Iowa City	TD Wilson 5 pass to Lee (Tucker) (1-5-0:07)	10-28
3 10:08 Iowa City	FG Tucker 49 (8-45-4:43)	10-31
3 6:46 Iowa City	TD Hill 17 run (Tucker) (4-39-1:40)	10-38

	VV	ICC
First Downs	17	15
Rushes	47-152	21-83
Passes	19-13-160	22-15-237
Sacked	1-3	0-0
Fumble	4	0
Penalties	3-20	5-31
Turnovers	2	0
Missed Tackles	4	7
Blitzes	8	2
Time	39:28	20:32
Third Down	5-15	6-10
Fourth Down	2-3	0-0
Red Att/Td/Fg	2/1/1	3/3/0
Net Offense	309	320

CHARGERS**10**

PASSING: Carson Wentz, 18 of 35, 247 yds, 1 TD, 0 INT
RUSHING: Carson Wentz, 3C, 38yds, (12.7), 0 TD
RECEIVING: Michael Thomas, 7 for 73yds, 11LG, 1 TD
DEFENCE: Kevin Minter, 7T, 1 SK, 1 STF, 1 FF
KICKING: Steven Hauschka, 1 of 1 XPA, 1 of 1 FGA, 4 Pts

REGULATORS**15**

PASSING: Kirk Cousins, 19 of 37, 177yds, 2 TDs, 0 INT
RUSHING: Alfred Morris, 13C, 48yds, (4.4), 1 TD
RECEIVING: Ted Ginn Jr, 6 for 79yds, 22LG, 1 TD
DEFENCE: Brandon Graham, 6 T, 1 SK, 1 STF, 1 FF
KICKING: Jason Myers, 1 of 1 XPA, 1 Pt

10-28-2017 Carolina Slammer Temp: 11 Wind: None MVP: **Ted Ginn Jr.**

	1	2	3	4	Tot
2017 St. Charles (1-2)	0	3	0	7	10
2016 South Carolina (2-1)	0	0	0	15	15

Scoring Summary

2 10:18 St. Charles	FG Hauschka 34 (8-63-3:47)	3-0
4 14:14 South Carolina	TD Cousins 18 pass to Brate (Myers,J) (10-77-5:41)	3-7
4 7:33 St. Charles	TD Wentz 15 pass to Thomas (Hauschka) (8-88-2:26)	10-7
4 2:07 South Carolina	TD Cousins 18 pass to Ginn Jr. (2 - Perine) (17-78-5:18)	10-15

	STC	SC
First Downs	17	19
Rushes	24-102	27-97
Passes	35-18-247	37-19-177
Sacked	3-24	4-26
Fumble	2	2
Penalties	10-87	9-80
Turnovers	1	0
Missed Tackles	4	4
Blitzes	20	27
Time	29:37	30:23
Third Down	6-15	7-16
Fourth Down	0-0	1-1
Red Att/Td/Fg	3/1/1	3/2/0
Net Offense	325	248

WEEK THREE

STANDINGS

PACIFIC CONFERENCE												
East	W	L	T	Pct	Pts	Ave	Opp	Ave	Diff	Home	Div	Conf
Brooklin	2	1	0	0.667	77	25.7	52	17.3	8.3	1 0 0	1 1 0	1 1 0
Bruxelles	2	1	0	0.667	78	26	55	18.3	7.7	1 0 0	2 0 0	2 0 0
Mohave	1	2	0	0.333	44	14.7	62	20.7	-6	0 1 0	0 2 0	0 2 0
St. Charles	1	2	0	0.333	47	15.7	62	20.7	-5	1 0 0	1 1 0	1 1 0
Central	W	L	T	Pct	Pts	Ave	Opp	Ave	Diff	Home	Div	Conf
Erieau	2	1	0	0.667	49	16.3	42	14	2.3	1 1 0	1 0 0	2 1 0
Virden	2	1	0	0.667	64	21.3	65	21.7	-0.3	1 0 0	1 0 0	2 1 0
Charleswood	1	2	0	0.333	77	25.7	77	25.7	0	1 1 0	0 1 0	1 2 0
Twin Cities	1	2	0	0.333	70	23.3	82	27.3	-4	1 0 0	0 1 0	1 2 0
West	W	L	T	Pct	Pts	Ave	Opp	Ave	Diff	Home	Div	Conf
Iowa City	3	0	0	1	104	34.7	51	17	17.7	2 0 0	1 0 0	3 0 0
Chino	2	1	0	0.667	83	27.7	70	23.3	4.3	1 1 0	1 0 0	2 1 0
Los Angeles	1	2	0	0.333	70	23.3	78	26	-2.7	0 1 0	0 1 0	1 2 0
Seattle	0	3	0	0	34	11.3	86	28.7	-17.3	0 1 0	0 1 0	0 3 0
ATLANTIC CONFERENCE												
North	W	L	T	Pct	Pts	Ave	Opp	Ave	Diff	Home	Div	Conf
Scarborough	2	0	1	0.833	64	21.3	49	16.3	5	2 0 0	1 0 1	2 0 1
Durham	1	1	1	0.5	74	24.7	55	18.3	6.3	1 0 1	1 0 1	1 1 1
Cowtown	1	2	0	0.333	56	18.7	78	26	-7.3	1 0 0	0 2 0	1 2 0
Sebastian	1	2	0	0.333	37	12.3	36	12	0.3	1 0 0	1 1 0	1 2 0
Coastal	W	L	T	Pct	Pts	Ave	Opp	Ave	Diff	Home	Div	Conf
Budapest	3	0	0	1	56	18.7	34	11.3	7.3	2 0 0	1 0 0	3 0 0
Pickering	2	1	0	0.667	70	23.3	56	18.7	4.7	1 0 0	1 0 0	2 1 0
York	1	2	0	0.333	47	15.7	53	17.7	-2	1 1 0	0 1 0	1 2 0
New Jersey	0	3	0	0	52	17.3	82	27.3	-10	0 1 0	0 1 0	0 3 0
South	W	L	T	Pct	Pts	Ave	Opp	Ave	Diff	Home	Div	Conf
Aurora	3	0	0	1	99	33	60	20	13	2 0 0	1 0 0	2 0 0
South Carolina	2	1	0	0.667	48	16	38	12.7	3.3	2 0 0	0 1 0	1 1 0
Georgia	1	2	0	0.333	30	10	51	17	-7	1 1 0	1 0 0	1 1 0
Toronto	0	3	0	0	47	15.7	103	34.3	-18.7	0 2 0	0 1 0	0 2 0

TOP PASSERS												
Rk	Player	Team	Att	Cmp	C%	Yards	In	I%	Lg	TD	TD%	Rate
1	Wilson,R	ICC	74	48	64.9	618	0	0	54	7	9.5	122.5
2	Ryan,M	AUR	121	80	66.1	1091	2	1.7	68	9	7.4	112.7
3	Smith,A	BRH	128	80	62.5	1059	0	0	58	7	5.5	106.9
4	Hoyer	BUD	44	26	59.1	320	0	0	39	3	6.8	104.4
5	Rodgers,A	SBE	81	48	59.3	567	1	1.2	32	6	7.4	100.2
6	Mariota	BRX	81	49	60.5	656	1	1.2	86	4	4.9	97.6
7	Carr,D	VV	59	35	59.3	441	0	0	46	2	3.4	94
8	Dalton	LAK	98	57	58.2	690	3	3.1	79	7	7.1	90.9
9	Brady,T	YOR	53	29	54.7	385	1	1.9	64	3	5.7	89
10	Prescott	CHI	90	56	62.2	650	2	2.2	63	3	3.3	85.9
11	Palmer,C	TCT	62	34	54.8	342	1	1.6	26	4	6.5	85.6
12	Cousins	SC	125	69	55.2	755	2	1.6	58	4	3.2	77.3
13	Rivers	PIC	83	47	56.6	593	2	2.4	45	2	2.4	77
14	Bradford	NJ	104	60	57.7	547	4	3.8	58	6	5.8	75.3
15	Luck	MOH	74	42	56.8	487	2	2.7	66	2	2.7	74.5
16	Brees	DTL	97	53	54.6	691	4	4.1	61	4	4.1	73.9
17	Flacco	COW	88	49	55.7	519	2	2.3	54	2	2.3	71.2
18	Stafford	ERI	119	61	51.3	723	3	2.5	62	4	3.4	70.8
19	Winston,J	SS	116	56	48.3	628	2	1.7	41	3	2.6	66.3
20	Taylor,T	BUD	58	30	51.7	287	1	1.7	25	1	1.7	64.4
21	Cutler	TCT	54	23	42.6	298	2	3.7	45	3	5.6	63.7
22	Tannehill	TOR	72	42	58.3	460	4	5.6	25	2	2.8	63.4
23	Wentz	STC	100	50	50	530	3	3	49	3	3	63.3
24	Watson,D	CHP	91	49	53.8	523	6	6.6	46	4	4.4	58.1
25	Roethlisberger	GEO	134	66	49.3	624	4	3	37	1	0.7	52.6

KICKOFF RETURNERS								PUNT RETURNERS								
Rk	Player	Team	No	Yds	Ave	Lg	TD	Rk	Player	Team	No	Fc	Yds	Ave	Lg	TD
1	Lee,M	ICC	5	189	37.8	101	1	1	Lockett	ICC	5	1	115	23	71	0
2	Huff	SEA	16	545	34.1	104	2	2	Jackson,A	STC	9	2	145	16.1	87	1
3	Weems,E	NJ	6	162	27	38	0	3	Humphries	COW	3	2	34	11.3	18	0
4	Erickson	CHI	6	161	26.8	33	0	4	Tate,B	BUD	4	2	43	10.8	14	0
5	Tate,B	BUD	6	160	26.7	47	0	5	Langley	DTL	3	0	28	9.3	13	0
6	Whitehead	COW	8	199	24.9	38	0	6	Ervin	VV	4	5	34	8.5	14	0
7	Ginn Jr.	SC	5	124	24.8	61	0	7	Rogers,C	BRX	7	3	56	8	17	0
8	Patterson	MOH	9	222	24.7	33	0	8	Weems,E	NJ	3	5	22	7.3	14	0
9	Richard	CHP	11	267	24.3	34	0	9	Hester	MOH	6	2	43	7.2	19	0
10	Clement	SBE	10	229	22.9	54	0	10	Amendola	YOR	7	2	50	7.1	11	0
11	Mariani	STC	5	113	22.6	28	0	11	Austin,T	ICC	3	2	21	7	8	0
12	Roberts,A	LAK	5	112	22.4	30	0	12	Ginn Jr.	SC	13	5	89	6.8	18	0
13	Peppers,J	ERI	7	154	22	29	0	13	Crowder	SBE	9	3	59	6.6	21	0
14	Hill,T	TOR	6	131	21.8	26	0	14	Beckham Jr	SS	7	3	44	6.3	9	0
15	Thompson,D	GEO	9	187	20.8	28	0	15	Richard	CHP	8	0	50	6.3	13	0
16	Thompson,C	BRX	4	77	19.3	28	0	16	McCaffrey	CHI	5	4	30	6	13	0
17	Todman	TOR	4	76	19	31	0	17	Landry	GEO	7	4	42	6	14	0
18	Taylor,T	TCT	4	56	14	24	0	18	Switzer	PIC	4	3	22	5.5	10	0

RUSHING LEADERS								RECEIVING LEADERS							
Rk	Player	Team	Att	Yds	Ave	Lg	TD	Rk	Player	Team	No	Yds	Ave	Lg	TD
1	Freeman,D	PIC	63	413	6.6	59	3	1	Hopkins,D	BRH	30	542	18.1	58	3
2	Elliott,E	VV	92	412	4.5	44	2	2	Diggs	BUD	27	277	10.3	30	1
3	Bell,L	LAK	81	392	4.8	54	3	3	Nelson,J	ERI	25	338	13.5	62	4
4	Howard,J	SBE	65	342	5.3	30	2	4	Edelman	AUR	25	346	13.8	68	4
5	Johnson,D	BUD	67	338	5	36	0	5	Brown,A	TCT	19	282	14.8	45	4
6	McCaffrey	CHI	50	315	6.3	34	1	6	Cooper,A	VV	19	296	15.6	46	2
7	Hyde,C	DTL	57	303	5.3	39	3	7	Baldwin	SS	19	200	10.5	18	2
8	Crowell	NJ	67	301	4.5	19	1	8	Jeffery	BRH	19	247	13	25	1
9	Fournette	BRX	63	289	4.6	17	3	9	Crabtree	NJ	18	229	12.7	58	1
10	Murray,D	TOR	57	265	4.6	25	1	10	Hilton	DTL	18	384	21.3	61	3
11	Gordon,M	TCT	52	262	5	53	3	11	Adams,D	AUR	18	331	18.4	50	3
12	Mathews,R	BRH	46	233	5.1	23	2	12	Landry	GEO	17	160	9.4	23	0
13	Blount	COW	37	227	6.1	25	3	13	Hill,T	TOR	17	230	13.5	44	2
14	Mariota	BRX	25	210	8.4	24	3	14	Snead	PIC	16	235	14.7	21	1
15	Ajayi	MOH	64	207	3.2	15	1	15	Rudolph	AUR	16	150	9.4	13	2
16	Hunt,K	SEA	42	195	4.6	58	0	16	Davis,C	SC	16	191	11.9	58	1
17	McCoy,L	GEO	39	187	4.8	42	2	17	Beckham Jr	SS	16	203	12.7	26	0
18	Cook,D	STC	37	184	5	16	1	18	Jackson,D	SBE	15	271	18.1	32	1
19	Henry,D	YOR	40	174	4.4	19	1	19	Matthews,J	LAK	15	167	11.1	18	2
20	Anderson,C	SS	30	160	5.3	22	1	20	Fitzgerald	COW	14	125	8.9	20	1
21	Ingram,M	VV	42	154	3.7	12	3	21	Olsen	CHI	14	216	15.4	63	1
22	Michael	ERI	45	145	3.2	11	0	22	Ginn Jr.	SC	14	199	14.2	58	2
23	Hightower	BUD	20	142	7.1	36	0	23	Britt,K	ERI	14	160	11.4	21	0
24	Watson,D	CHP	16	136	8.5	28	2	24	Robinson,A	MOH	13	123	9.5	17	0
25	Riddick	DTL	17	129	7.6	27	1	25	Fuller,W	NJ	13	110	8.5	14	1

INTERCEPTION LEADERS								SACK LEADERS				TACKLE LEADERS			
Rk	Player	Team	No	Yds	Ave	Lg	TD	Rk	Player	Team	No.	Rk	Player	Team	No.
1	Watt,T	COW	3	116	38.7	53	1	1	Bosa	ERI	8	1	Dansby	AUR	36
2	Boddy-Calh	MOH	2	83	41.5	44	1	2	Flowers,T	ERI	5	2	Ogletree	ICC	34
3	Peppers,J	ERI	2	0	0	0	0	3	Morgan,D	SBE	5	3	Vernon	SEA	32
4	Tabor	BUD	2	35	17.5	35	1	4	Garrett,M	ERI	4	4	Alexander	TCT	26
5	Sendejo	CHI	2	22	11	22	1	5	Walden	PIC	4	5	Lee,S	LAK	25
6	Young,T	LAK	2	14	7	14	0	6	Jenkins,Jo	STC	3	6	Kirkpatric	SBE	24
7	Hicks,J	MOH	1	19	19	19	0	7	Dupree	BRX	3	7	Burfict	BRH	23
8	Jenkins,J	BRH	1	21	21	21	0	8	Hunter,D	TCT	3	8	Alonso	CHI	23
9	LeBlanc	COW	1	2	2	2	0	9	Harrison,J	NJ	3	9	James,C	SEA	22
10	Byrd,J	BRH	1	0	0	0	0	10	Clark,F	BRX	3	10	Mack	SEA	22
11	Rodgers-Cr	DTL	1	34	34	34	0	11	Griffen	PIC	3	11	Butler,D	GEO	22
12	Davis,T	DTL	1	12	12	12	0	12	Harris,C	PIC	3	12	Griffin,S	STC	21
13	Collins,L	SBE	1	0	0	0	0	13	Young,W	AUR	3	13	Byard	YOR	21
14	Kirkpatric	SBE	1	4	4	4	0	14	Brooks,A	SS	2	14	Jenkins,Jo	STC	21
15	Jones,D	SBE	1	20	20	20	0	15	Mercilus	MOH	2	15	Posluszny	SS	21
16	Peters,M	SBE	1	17	17	17	0	16	Donald	MOH	2	16	Brooks,A	SS	21
17	Worley	SS	1	61	61	61	0	17	Tuitt	BRH	2	17	Kuechly	SC	21
18	Posluszny	SS	1	13	13	13	0	18	Hughes,J	TCT	2	18	Mercilus	MOH	20

SCORING LEADERS													
Rk	Player	Team	FG	XP	2Pt	Run	Rec	Int	KR	PR	Fmb	Sf	Tot
1	Tucker	ICC	7	11	0	0	0	0	0	0	0	0	32
2	Lee,M	ICC	0	0	0	0	4	0	1	0	0	0	30
3	Sturgis	PIC	7	7	0	0	0	0	0	0	0	0	28
4	Lutz	AUR	5	12	0	0	0	0	0	0	0	0	27
5	Mathews,R	BRH	0	0	1	2	2	0	0	0	0	0	26
6	Prescott	CHI	0	0	0	4	0	0	0	0	0	0	24
7	Brown,A	TCT	0	0	0	0	4	0	0	0	0	0	24
8	Freeman,D	PIC	0	0	0	3	1	0	0	0	0	0	24
9	Edelman	AUR	0	0	0	0	4	0	0	0	0	0	24
10	Nelson,J	ERI	0	0	0	0	4	0	0	0	0	0	24
11	Folk	VV	5	7	0	0	0	0	0	0	0	0	22
12	Succop	CHP	4	9	0	0	0	0	0	0	0	0	21
13	Gonzalez	TOR	6	3	0	0	0	0	0	0	0	0	21
14	Dawson	DTL	4	8	0	0	0	0	0	0	0	0	20
15	Blount	COW	0	0	0	3	0	0	0	0	0	0	18
16	Ingram,M	VV	0	0	0	3	0	0	0	0	0	0	18
17	Thomas,D	BUD	0	0	0	0	3	0	0	0	0	0	18
18	Hilton	DTL	0	0	0	0	3	0	0	0	0	0	18
19	Hopkins,D	BRH	0	0	0	0	3	0	0	0	0	0	18
20	Hyde,C	DTL	0	0	0	3	0	0	0	0	0	0	18
21	Wallace,M	ICC	0	0	0	0	3	0	0	0	0	0	18
22	Crowder	SBE	0	0	0	0	3	0	0	0	0	0	18
23	Mariota	BRX	0	0	0	3	0	0	0	0	0	0	18
24	Parker,D	LAK	0	0	0	0	3	0	0	0	0	0	18
25	Bell,L	LAK	0	0	0	3	0	0	0	0	0	0	18
26	Catanzaro	BRX	3	9	0	0	0	0	0	0	0	0	18
27	Adams,D	AUR	0	0	0	0	3	0	0	0	0	0	18
28	Fournette	BRX	0	0	0	3	0	0	0	0	0	0	18
29	Gordon,M	TCT	0	0	0	3	0	0	0	0	0	0	18
30	Gano	YOR	4	5	0	0	0	0	0	0	0	0	17

KICKING LEADERS										PUNTING LEADERS									
Rk	Player	Team	FGA	FGM	FG%	40	50	Lg	Pts	Rk	Player	Team	No	Yards	Tb	20	Lg	Bk	Ave
1	Tucker	ICC	7	7	100	3	2	52	32	1	Martin,S	LAK	14	702	2	6	60	0	50.1
2	Sturgis	PIC	8	7	87.5	3	1	51	28	2	Nortman	BRH	16	786	2	5	59	0	49.1
3	Lutz	AUR	6	5	83.3	1	0	48	27	3	Lee,A	MOH	13	638	3	3	70	0	49.1
4	Folk	VV	6	5	83.3	2	1	50	22	4	Huber	CHP	12	579	1	6	54	0	48.3
5	Succop	CHP	4	4	100	1	1	51	21	5	Morstead	DTL	16	770	2	6	56	0	48.1
6	Gonzalez	TOR	7	6	85.7	3	1	54	21	6	Jones,D	YOR	12	577	3	4	60	0	48.1
7	Dawson	DTL	6	4	66.7	0	0	39	20	7	McAfee	BRX	13	625	4	6	57	0	48.1
8	Catanzaro	BRX	4	3	75	0	0	37	18	8	Jones,C	TCT	22	1041	1	3	53	1	47.3
9	Hauschka	STC	5	4	80	2	1	53	17	9	King,M	TOR	13	614	4	4	55	0	47.2
10	Brown,J	BUD	4	4	100	1	1	50	17	10	Colquitt,B	SEA	18	847	0	2	52	0	47.1
11	Gano	YOR	8	4	50	0	0	32	17	11	Hekker	COW	12	560	0	4	62	0	46.7
12	Bailey,D	CHI	5	2	40	0	0	29	17	12	Berry,J	SS	14	648	0	7	55	0	46.3
13	Crosby	SBE	3	3	100	1	0	41	16	13	Lechler	STC	16	738	0	7	55	0	46.1
14	Janikowski	MOH	4	3	75	1	0	41	14	14	Colquitt,D	SBE	21	943	5	6	57	0	44.9
15	Novak	COW	4	3	75	0	0	36	14	15	Bosher	VV	10	448	0	6	52	0	44.8



with
Arpin Plunderflunder

Week 2 Analysis

Marcus Mariota (29FP) led all QBs for the second consecutive week. Mariota is a fine passer but his legs (14th in rushing) make the difference in fantasy scoring.

Philip Rivers (6FP) took a tumble this week. No coincidence that it happened vs **Scarborough D** (3FP). QBs have averaged just 7FP per game so far against that dominant secondary.

Carson Palmer (19FP) and **Joe Flacco** (12FP) posted "save" games after less than stellar fantasy starts. **DeShaun Watson** (23FP) will hang around on most rosters after he torched Seattle.

Kareem Hunt (16FP) was finally unbridled in Pilots' loss to Pats. Expect to see more games like it as Seattle tries to mount some kind of offensive attack.

Owners of **Ben Roethlisberger** (14FP) were relieved that he did not kill their week again, but remain concerned that his heavy workload (59 pass attempts) vs Hawks yielded little return.

Cubs' deep threat **Mike Wallace** (30FP) exploded vs the Knights. He and **Russell Wilson** (25FP) could be newest "killer combo."

Week 3 Forecast



Who's Hot?

Melvin Gordon (TCT)

24-124, 3TDs, **31FP**

After 2 weeks far down in the rankings, he explodes against a tough Knights' defence.

Erieau Defence

21 Pts, 5 SK, 2 INT, TD, **18FP**

The second +15FP performance in 3 weeks. Bid value is starting to rise.

Jordy Nelson (ERI)

8-143, 3 TDs, **32FP**

Caught 12 balls the previous week now he is finding the end zone for big points.



Who's Cold?

Eli Manning (SEA)

8 of 24, 86 yds, **3 INT -3FP**

Has nobody to throw to but tried anyway vs Pats' D. Has just 13 FP after 3 weeks.

Dalvin Cook (STC)

9 – 32, 0TD, 3FP

Lots of buzz around this kid but little action as he is nudged out of game plan.

Sterling Shepard (PIC)

2 – 19, 0 TD **2FP**

Fantasy star from 2016 seeing less action as Spartans focus on the ground game.

QUESTION OF THE WEEK

What do I do with Ben Roethlisberger? Do I dump him and replace him with Cody Kessler? – Travis (Altoona)

Whoa there, fella! I understand you may be frustrated, even mad. But Big Ben has a history of playing badly (not usually 3 games in a row) and rebounding to win a week single-handedly. Cody Kessler will be gone as soon as Tom Brady is back and is at best a flyer.

SMART
PLAY

Ben Roethlisberger, QB (GEO). The Big Guy is overdue for a breakout game. At home versus a vulnerable Swordfish defence, this is his chance to get on a roll. He won't pass it up.





AROUND THE



With Spats McChad

NEW YORK – Being wealthy changes one's perspective, but does it really change who a person is?

I am pleased to say that wealth has not changed me much. I still enjoy the same things I used to enjoy and I still want them immediately when I ask for them. Take my morning coffee for instance. As an unrepentant Starbucks-aholic I not only *want* my 'grande bold black' in the morning, I actually *need* it in order to be civilized. **I am not a monster** for that – I am simply one of millions of New Yorkers who are the exactly the same way. That's what living in this city does to a person – something the **hicks of Iowa** wouldn't understand.

In the past month the staff at my new favourite Starbucks, located in a particularly wealthy area of Manhattan, seem to be going out of their way to become familiar with their customers. At first, I thought it was just me they were interested in; I was new and this place had an exclusive "regulars only" feel about it. But I quickly caught on to their game.

Some marketing Brainiac in the Seattle Head Office must have implemented a plan to employ relationship marketing at the front line of the Starbucks coffee chain empire. The rationale perhaps being that building relationships would cement the bond between customer and server, making the 'Starbucks Experience' about more than just the coffee, giving Starbucks the decisive edge in the battle for corporate market share. They already have a Starbucks language and culture, called *Starbuckian* – time to build a Starbucks community as well. Let's call it *Starbuckia*.

However, placing relationship marketing in the hands of often young and inexperienced part-time workers poses risks; one being that these young people, trying to please their bosses, will ignore the subtle clues – found in body language, facial expression and tone of voice – that signal to a more mature person that the customer just wants a coffee and be on his or her way. And when everyone has the same "small talk" vocabulary, it is so obviously scripted that it becomes annoyingly tedious.

My poor hapless young servers don't appear to have a clue how annoying they can be.

"How is your morning going so far?" Teesha, a young African-American girl with a lovely smile asks me as she passes me in line with a box of napkins for the condiment bar. Before I can answer she is gone, her head tilted back slightly in my direction. "Oh, that's great!" I hear her say.

As I approach the cash, a high-spirited middle eastern-looking young man named Faisal greets me eagerly: "Good morning! How is your morning going so far?"

"Fine," I mutter and begin to place my order. But before I can utter a syllable, he interjects.

"That's great to hear!" he sings giddily. "Is there something I can get for you that will make your day even better?"

I pause and give him a brief and cold stare. I want to ask, '*are you for real?*' but "Grande, bold, black, please, **clover brew**," comes out instead.

"A grande, bold, black, and clover brew of *course!*" he replies, as if that was just the order he would have made. While he searches his screen looking for the magic button for my drink, he asks, "and what is your name, for the drink?"

Although my name is clearly stamped on my Starbucks card and I have told him my name many times before, I reply with my name and he launches into his sales pitch: "And can I interest you in one of our delicious pastries, Spats?"

I decline. Somehow, I survive the onslaught of overblown, forced conviviality and make my way along the drink bar to the clover brew machine. This amazing machine is capable of doubling, sometimes tripling the price of a regular coffee by brewing it like a French press. I used to indulge in it only on special occasions, but now I can afford to order it every time.

The girl who is tasked with preparing my overpriced elixir is named Jiu. While focusing intently on her task she asks me, "any plans for the weekend?"

It's a Monday.

I struggle with formulating a reply that won't sound sarcastic or mean-spirited. All I can come up with is, "no."

"Oh, that sounds amazing!" she gushes. **"I wish I had no plans."**

Occasionally, one of those older Starbucks partners (Starbucks calls their employees "partners") will cast a knowing glance my way as their younger partners bleat on mindlessly. I smile a little smile back. Now that's real relationship building!

FAKE NEWS ALERT

North America Today printed a full-length piece by the EFL's principal flunky, **Peter Prince**, titled 'EFL on Top of the World.'

No, this was not a piece announcing an EFL expansion into the Arctic. This was a piece eulogizing the two-team expansion into Europe and the “visionaries” who made it so. **Darrin Jones, Ken Main** and EFL Committee Member no.6, known simply as **Agares**, are placed in the same category as **Christopher Columbus** and **Marco Polo** in terms of their historic importance.

“The year 2017 will one day be considered the second most important year in the history of the EFL,” Prince begins his piece. *“The most important being 2007, the year that saw the birth of the league. After 10 years of glory in the cradle of its birth, a youthful, vibrant EFL confidently sets out on a journey to rediscover the world of football’s ancestors. It brings with it a different game and a chance to renew the vigor of the old game on the very soil on which its first seeds sprouted. Like the circle of life, a New Football Order is set to be born.”*

The article continues in this hyperbolic, stomach-churning vein, setting out the case that the EFL is not only poised to crowd out the North American Pro Football market, but on the verge of unifying two continents and building a following worldwide that will eventually (in 10 years according to Prince) rival that of soccer.

I hate to poop on Prince’s persuasive essay but the truth of the state of the league is not so rosy. In fairness to Prince, he is not wrong in identifying the EFL as the ascendant league in North America. The CFL has remained a static niche market, appealing mostly to rural Canadians and Albertans, while the SFL is nearing collapse as more of its stars seek contracts with EFL teams. The Tex-Mex Football League (TMFL) has seen a recent boost in



A typical overly friendly Starbucks “partner.” At what point does being greeted at every turn with “how is your day going” become really annoying?

popularity due to the election of Donald Trump stoking Mexican nationalism, but TMFL ratings and attendance have never been high. The EFL is definitely filling the greatest share of the football void left after the collapse of the NFL. But while EFL ratings are higher, they are only marginally so and not in keeping with the rate of expansion. This is due to a sharp downturn in certain EFL markets. Here are some of the bad news stories the EFL doesn’t want you to know about:

TEAMS IN CRISIS

- **Mohave Hellfire** – Bobby Elder’s team has always had its issues over and above its historically poor play on the football field. The Fans Liberation Association of Greater Mohave and Everywhere (**FLAME**) is still actively boycotting games while the union of Mexican scab fans, **‘Los Entusiasmos,’** has joined the boycott in protest against Donald Trump. The only people going to see the Hellfire these days are members of **Arizona Friends of the NRA**, Kingman businessmen and the odd group of Las Vegas casino-goers. With attendance at an all-time low and the team struggling, word is that Hellfire Consultants Ltd., the group with controlling interest, is preparing to pull the plug on its investment.
- **Virden Violators** – Attendance at the **TERRADOME** began to fall during a winless 2015 campaign. But in 2016, when the “rebuild” effort failed to deliver as expected, it plummeted. The stadium is bleak and scary, its core fan group similar and not to be cheered up easily. With the Patriots grabbing the dominant market share in Manitoba and The Prairies in recent years and the Media taking pot shots almost daily at the Barrates, **Vance and Lance**, it is not surprising that when the team entered Week One without a punter on the roster fans were not amused. Over half of the opening day sellout crowd backed the visiting Patriots and those in Violator attire booed their own team.
- **Budapest North Stars** – Far from being the power move Prince is portraying it to be, the relocation of the North Stars to Hungary is shaping up to be a disaster. The stadium, if it can be called that, is not fit for football. It is an immense embarrassment for everyone involved, from the Hungarian Ministry of Sports and Trade and the EFL to **Darrin Jones** himself. A compliant media is papering over this scandal with selective camera views of the stands and close-ups of the few fans wearing anything resembling North Stars paraphernalia, along with some shots of locals performing **Slavic dances in traditional costume** thrown in to present the illusion of widespread festivity. Paid attendance at the two Stars’ home games is not known, but that thousands of tickets were given away free in media contests and with purchases at the main Hungarian retail chains is another embarrassing fact. But the deepest scandal of all is the wholesale abandonment of hundreds of thousands of fans in Markham and **Foshan** in favour of this unwise escapade to a country that didn’t know what American football was before the North Stars arrived. Fans in other markets are taking a dim view

of this and wondering if they are next. Opinion polls are not being kind to Jones and his partners. By the way, **it is not easy to know any of this from reading the mainstream media**, but that's why I'm here: to tell you the truth.

TEAMS IN THE RED

- **Brooklin Hawks** – Optimist Park is not exactly a revenue-generator and the Whitby-Brooklin market is among the smaller markets in the league, but the reasons the Hawks are financially strapped have less to do with its current situation and everything to do with having been located in four different cities over the past four seasons. Lawsuits dating back to the Pentagon's nuclear destruction of Hell, MI, prompted by the presence of a zombie fanbase at the Graveyard when the Hawks were the Death Valley Undertakers, have not been fully resolved. The Pentagon, which took stewardship of the team briefly, has been slow or refusing to pay the bills. New owner **Tom Jones** (the singer) is litigating to gain protection from those lawsuits and others originating from broken contracts in Santa Clara and Beaufort County. Meanwhile, **Tom Jones** (the coach) is focusing on leading the Hawks into the playoffs again.
- **Erieau Cadillac** – Not much is known about the source of **Jamie Rilett**'s personal fortune, but it is no longer backing the Cadillac after Rilett abruptly donated the team he purchased to the tiny Erieau Athletic Club. The community of Erieau is now scrambling, and failing, to support the team and its roughly \$200 million in operating expenses. Rilett continues to make public appearances exhorting the community of Chatham-Kent to "come together" and support the team. The **eccentric car restoration enthusiast** is apparently an amateur social engineer as well. My source in Chatham-Kent says those close to Rilett believe his donation was another one of his "little games" – **an experiment to see if farmers, fishermen and Mennonites can run a professional football team**.
- **Scarborough Blue Eagles** – Although **multiple lottery winner** and luckiest-investor-on-earth, **Chris Dickinson** can probably afford it, the costs associated with the Blue Eagles are piling up. Upgrades to a WWII-era stadium built on a beach up the side of a cliff; repairs to damage caused by rioting fans; lawsuits from the injured caught in said riots; seemingly endless free "promo" nights at the **Bald Eagle Lounge** and a **personal security bill in the millions of dollars**, all equal a higher number in the LOSS column than in the REVENUE column. According to sources inside the Blue Eagles, Dickinson is banking on a Championship to turn his team's financial fortunes around.

There is more real news available to cause concern that the EFL is not as stable as its promoters claim it to be, if you care to dig for it. If you want me to find it for you, you will have to wait for another day.

THE SPIRIT OF WINNING

The Triumph are aptly named. The spirit of winning, burning brightly in the heart of **Guy Williams** and the franchise he built, was apparently not **be** crushed by two demoralizing losses to begin the defense of their championship. In the Triumph's home opener against LA, the visitors drew even at the 8:26 mark of the 4th quarter on a 6-yard TD pass from **Andy Dalton** to **Brandin Cooks**. That made the score 35-35. It had been a thrilling game – a day of touchdowns, not field goals; but one of the latter could conceivably win it in the dying minutes of the game if one of the teams could get close enough.

The Triumph were the first to get close enough when they faced 4th & 6 just inside the Knight's 33-yard line with 3:56 remaining. In Williams' mind, however, it was not close enough for his unsteady kicker, **Roberto Aguayo**. Williams kept his offence on the field, declining to pooch punt, and was rewarded for it when a familiar face, **Antonio Brown**, came down with the 13-yard catch-and-run for the first down. The Triumph continued rolling until they hit a curb at the Knights' 1-yard line where they faced 4th and goal with 1:53 left in the 4th quarter. The Triumph had the go-ahead field goal in their hands but elected, instead, to go for it **ALL**. It was, after all, a day of touchdowns, not field goals. The play-call itself electrified the crowd at Wilhalla Stadium; the result sent them into a frenzy. **Melvin Gordon** hurtled over the top of the Knights' line and landed in the end zone for the go-ahead touchdown. It caused Bedlam in Twin Cities. The resulting pressure on the Knights' offence, knowing it needed to score a touchdown to tie, and the relief of pressure on the Triumph defence, knowing it could play the pass exclusively, paved the way for Twin Cities' first victory of the season, 42-35.

With the same firm resolve he exhibited in the late stages of Gale Sayers X, **Guy Williams** told his guys to "go for it" and they did. There aren't many coaches in this league who would have chosen option 'B' in the 4th & 1 scenario above. But the Triumph coach has that special knack for knowing what it takes to win a ball game. It's called the spirit of winning.

AROUND THE EFL

Just two more observations and I am off to the gym:

It was another horrible game in Budapest between teams that don't bring out the best in each other. Durham missed 14 tackles and turned the ball over 3 times en route to a 16-10 loss the North Stars. Neither team inspired much confidence. **Jalen "Teez" Tabor** put both teams out of their misery with a 35-yard pick-six of **Drew Brees** in overtime.

The feature running back for the Regulators this week was **Alfred Morris**. He looked rusty but serviceable in a 15-10 Regs' win over St. Charles, gaining 53 yards and playing a central role in the Regs' first TD drive. But this game was about the Regulators' defence bending but not breaking, keeping their team in it until **Kirk Cousins** made a big play at the right moment. With 2:23 left, Cousins connected with **Ted Ginn** for 22 yards on 3rd & 18, setting up the game-winner to Ginn from 18 yards out. **After giving away a shot at victory in Week One**, the Regs have rebounded against two competitive opponents. They may turn out to be one of those pesky "win ugly" teams that could throw a wrench in somebody's season down the road.

BUG THE BOOKIE!

JIMMY THE GEEK GIVES YOU HIS PICKS FOR WEEK FOUR EFL ACTION

Your source for fantasy and on-line betting solutions



RECORD VS THE SPREAD AFTER WEEK 3:

20-15-1

Jimmy's WEEK FOUR PICKS

CHARLESWOOD @ BROOKLIN (line – HAWKS by 4)

INJURIES: Charleswood – Marcus Cannon (QUESTIONABLE), CJ Mosley (DOUBTFUL), Cameron Heyward, (OUT), Demarcus Lawrence (OUT), Brandon Mebane (OUT), Harlan Miller (OUT), Desmond Trufant (OUT), Sammy Watkins (OUT); **Brooklin** – Gerald McCoy (PROBABLE), Jonathan Stewart (DOUBTFUL).

The Pats were slammed with two more injuries in their first win of the season last week. They enter this game potentially down 6 starters and two of those, Marcus Cannon and CJ Mosley, are key pieces. The Hawks are mostly healthy, although Ryan Mathews will be playing in a bubble again with Jonathan Stewart listed as 'doubtful' and no real running back behind him. The Hawks are at home, which is an advantage only for as long as visitors are stunned by the makeshift facilities and inadequate drainage at Optimist Park. Speaking of stunned, DeShaun Watson looked a little less so in taking apart the over-worked Pilots' defence last week. He will find the Hawks' currently no.2 ranked defence more of a challenge – maybe an insurmountable one. **PICK: BROOKLIN**

ERIEAU @ ST. CHARLES (line – CADILLAC by 7)

INJURIES: Erieau – Justin Houston (OUT), Eric Reid (OUT); **St. Charles** – Morris Claiborne (OUT).

With Morris Claiborne out for St. Charles, rookie Adoree' Jackson will be defending Jordy Nelson. It might not seem like a big difference, but all Nelson needs is a little "rookie room" to turn a common pass into a big play. Such a play will come in handy in a game we can expect to be low scoring and likely very ugly. The Erieau front four made Dak Prescott look like a first-year starter last week and they can do the same to struggling sophomore, Carson Wentz. Expect to see a lot of Frank Gore and Dalvin Cook to blunt the ferocity of the Erieau pass rush. The Cadillac will not be able to respond in kind, however. Christin Michael is not a fulltime back, which means Matt Stafford will have to pass for control. The Chargers will keep it close. **PICK: ST. CHARLES**

MOHAVE @ TWIN CITIES (line – TRIUMPH by 1)

INJURIES: Mohave – Ezekiel Ansah (DOUBTFUL), Tevin Coleman (OUT), Kevin Johnson (OUT), Jimmie Ward (OUT); **Twin Cities** – Tyrone Crawford (QUESTIONABLE), Joel Bitonio (OUT).

Both teams are coming off their first victories of the year, but if one team is riding higher it would be the Triumph. They stood up and took the game away from a strong LA team to defend their turf in their home opener; while the Hellfire did merely what was expected of them against the under-manned Wolverines. Joe Haeg will start for injured left guard Joel Bitonio, which gives the Mohave pass rush an opening. But if they don't take advantage of that opening and harry Carson Palmer, superstar Antonio Brown will make hash of the banged-up Mohave secondary. Before the season started, I could have pictured an upset here. But Andrew Luck and the Hellfire are still a work in progress and will not surprise the champs on their home field. **PICK: TWIN CITIES**

BRUXELLES @ VIRDEN (line – BOMBERS by 1)

INJURIES: Bruxelles – EJ Gaines (OUT), Jack Mewhort (OUT), Donte Moncrief (OUT), Joe Staley (OUT), Jason Verrett (OUT); **Virden** – Eric Ebron (OUT), Lane Johnson (OUT), Evan Mathis (OUT), Jared Odrick (OUT), Ronnie Stanley (OUT), Chance Warmack (OUT).

Here's a shocker! The first place Violators (yes, that's right) are giving away a point to the first place Bombers (yes, that's right) at home. All things being equal this should probably be a 3-point line for Virden, but things are not equal. A plague has struck down four members of the Virden offensive line, two starters, leaving Nate Solder and the inexperienced DJ Humphries to hold down the tackle spots. This will even the playing field in the trenches enough that a concerted Bomber attempt to stop the Virden running

game could slow it down enough to force David Carr to the air, where his targets are fewer now that Eric Ebron is out. The Bombers are living up to their name offensively. Marcus Mariota is running and throwing his team to the no.3 ranked offence in efficiency and no.4 in points scored. If it comes to a shootout, expect “bombs away” to win the day. **PICK: BRUXELLES**

IOWA CITY @ PICKERING (line – CUBS by 1)

INJURIES: Iowa City – Alex Lewis (OUT), Lee Smith (OUT), Jared Veldheer (OUT); **Pickering** – Ty Montgomery (PROBABLE).

The Cubs are quickly emerging as a powerhouse after mauling two opponents in back-to-back weeks. The Spartans are an improving but unfinished potential contender, coming off a tough loss to Scarborough in which their defence was knocked backwards in the first half and gave up 21 points. But that was all they gave up. That’s the thing about Pickering, they never surrender. So, expect 60 minutes of football from the home team against a very talented but not always focused favourite. Injuries are not a factor but the quarterbacks will be. The presence of Devonta Freeman will ensure Philip Rivers gets his chances, so he has to take advantage and avoid turnovers to a ball-hawking Cubs Secondary. Russell Wilson doesn’t have a running back like Freeman, but he has the best offensive line in football, his legs and his smarts. This will be a tight one. **PICK: IOWA CITY**

LOS ANGELES @ BUDAPEST (line – NORTH STARS by 12)

INJURIES: Los Angeles – Sean Lee (QUESTIONABLE), Deone Bucannon (OUT), Reshad Jones (OUT); **Budapest** – Brandon Marshall (PROBABLE), Jaye Howard (OUT), Brian Hoyer (OUT), Kyle Long (OUT), Jordan Reed (OUT).

After two of the ugliest back-to-back wins you are likely to see, the North Stars appear to be suddenly beloved by the Vegas oddsmakers and prohibitive favourites against a Knights team that is certainly better than its record. With Tyrod Taylor looking like a total fraud in victory, the only reason I can see for a double-digit line is the trip to Hungary itself taking the stuffing out of the visitors. So far nobody, including the North Stars, have played well in Budapest. The logic appears to be that, being settled now in Week 3 of a three-week homestand, the Stars will be fresh while the Knights will be 8 hours behind and groggy. Fair enough, I guess. But unless they are spiking the goulash with diazepam I can’t see the Knights being that far out of it. **PICK: LOS ANGELES**

YORK @ CHINO (line – CONVICTS by 8)

INJURIES: York – Branden Albert (OUT), Giovanni Bernard (OUT), Tom Brady (OUT), Eddie Lacy (OUT), Brandon Flowers (OUT), DeAndre Levy (OUT); Chino –Jatavis Brown (OUT), Barry Church (OUT), AJ Green (OUT), Sheldon Rankins (OUT), TJ Ward (OUT).

Dak Prescott’s stock is still high after he was brought down to earth by the Cadillac last week. Hey! he moved the offence over 300 yards to a couple of TDs against a good D – so what’s a pair of interceptions, five sacks and a fumble got to do with anything? I still like Prescott, but what I like better about the Convicts’ chances here is the absence of Tom Brady on the York side. Cody Kessler looked good in relief in their win over Sebastian, but he is raw and facing the same challenges Brady did: no running backs or wide receivers. He has an opportunity to get his two tight ends into the game with Barry Church and TJ Ward out, but if he can’t then Derrick Henry is unlikely to carry the Swords to victory. 8 points would be normally too high, but not this week. **PICK: CHINO**

NEW JERSEY @ SEATTLE (line – PILOTS by 3)

INJURIES: New Jersey – Brian Winters (PROBABLE), Antonio Gates (OUT), Keanu Neal (OUT); **Seattle** – Jelani Jenkins (OUT), Luke Joeckel (OUT), Derek Newton (OUT), Ed Reynolds (OUT), Josh Sitton (OUT), Luke Willson (OUT);

While I believe that parity will be the dominant force in the league in 2017, parity ends in Seattle. Although the Wrecking Balls have not started well and are feeling the lack of depth at the skill positions, the Pilots’ situation is much worse. The offensive line is in disarray, with their starting left side sidelined; it is certainly no match for a New Jersey front seven fronted by Cameron Wake and Damon Harrison. This will diminish everything they try to achieve on offence. Sam Bradford will not get a free pass against the Seattle D – Khalil Mack will make sure of that – but he will get plenty of chances to get it right. **PICK: NEW JERSEY**

SEBASTIAN @ GEORGIA (line – Pick ‘Em)

INJURIES: Sebastian – CJ Anderson (OUT), Jadeveon Clowney (OUT), Austin Johnson (OUT), Denzel Perryman (OUT), Mike Pouncey (OUT), Marshall Yanda (OUT), Shariff Floyd (IR); **Georgia** – Jerrell Freeman (OUT), Jeremy Maclin (OUT), Steve McLendon (OUT).

Neither team is where they want to be after 3 weeks and, in both cases, it is largely because of quarterback play. Jameis Winston did flash some of his 2016 form against Cowtown, but otherwise has looked lost. Sebastian is probably the only city in the country that wants Andy Dalton back. Big Boob is worse than ever, ranked no.25 in passing in a 24-team league. People are starting to

wonder if he is okay – mentally that is; the fear is no longer *when* he gets back on track, but *if*. Fortunately, an opportunity presents itself this week with the Swordfish limping into town under the weight of some key injuries. Without Jadaveon Clowney in his face, the Glads' quarterback will have a bit more time to find his neglected receivers. **PICK: GEORGIA**

COWTOWN @ TORONTO (line – CORN KINGS by 1)

INJURIES: **Cowtown** – Ronald Darby (OUT), Marcell Dareus (OUT), Julius Thomas (OUT); **Toronto** – Austin Howard (OUT), Danny Trevathan (OUT), Halapoulivaat Vaitai (OUT), Aaron Williams (OUT), Eric Wood (OUT).

The Corn Kings made a statement against the Wrecking Balls last week but not many people were listening or took it seriously. TJ Watt had a day to remember and the running game performed well, but Joe Flacco still looked nervous in the pocket more times than not. Fortunately, they face a team that can be run against, and that will allow the recently erratic Flacco to be eased into the game. Toronto's offensive line is a wreck and it showed against Mohave last week. The Corn Kings don't have an Aaron Donald to lay waste to it, but they have plenty of pass rush pop to keep Ryan Tannehill on his toes. **PICK: COWTOWN**

AURORA @ DURHAM (line – MUSTANGS by 2)

INJURIES: **Aurora** – Joe Berger (QUESTIONABLE), Duane Brown (OUT), Bradley Sowell (OUT); **Durham** – Terron Armstead (OUT), Quan Bray (OUT), Jalen Collins (OUT), Brian Cushing (OUT), Mike Davis (OUT), Eric Decker (OUT), KJ Dillon (OUT), Elvis Dumervil (OUT), Kevin White (OUT).

BJ Goodson will be starting at middle linebacker for Durham. If you don't know who he is you are in good company. While not a fatal weakness, it will create problems for the Lizards as the D-line needs sturdier support. Expect strong safety Kam Chancellor to keep one eye on the Aurora backfield. The Mustangs are galloping along, apparently not concerned that their defence has been far from dominant so far. It doesn't need to be as long as Matt Ryan continues to lead the league in TD passes. But the Lizards' secondary will be Ryan's first severe test. If he passes it, expect a decisive Aurora victory. If not, it is doubtful anything else, especially the defence, will save the day. The Mustangs are due – for a loss. **PICK: DURHAM**

SOUTH CAROLINA @ SCARBOROUGH (line – REGULATORS by 2)

INJURIES: **South Carolina** – Corey Davis (DOUBTFUL), Ameer Abdullah (OUT), Keenan Allen (OUT), Ladarius Green (OUT), Luke Kuechly (OUT); **Scarborough** – Don't'a Hightower (DOUBTFUL), Josh Hill (OUT), Ryan Kalil (OUT).

Lines like this suggest that Vegas book-making has been handed over to an experimental A.I. computer that has, in turn, been hacked by the Russians. The Regs are missing the captain of their 'D', Luke Kuechly, and their best wide receiver, Corey Davis is listed as 'doubtful.' Meanwhile, the Blue Eagles fearsome four in the secondary is fully healthy and keen on messing up the unsteady Regulators passing attack. So, what secret knowledge do the Vegas Gods possess? Wouldn't you like to know! Are you willing to take a chance that the Regs *don't* have a secret weapon? Do you dare pick the better team? **PICK: SCARBOROUGH**



CHANNEL
ANCIENT HISTORY
CHANNEL
PRESENTS

This Week in EFL History
With Professor
Sterling Smitherman

FROM THE EFL ARCHIVES – There was a lot happening in Week Three of the 2011 EFL season. The Blue Eagles maintained their perfect record under new owner **Chris Dickinson** with a 24-12 defeat of Garland. Such a victory would have been a given under the former ownership, but the chaos of the new one was already apparent to all. People were waiting for “something” to happen to the Blue Eagles.

The first sign that there might be a contender brewing in **Cowtown came with their Week Three 28-18 upset of the Thunder Lizards**. Coming off a 3-13 season in

2010, not much was expected of Cowtown. But their new QB, **Joe Flacco** had looked serviceable against a good Durham D while the Cowtown defence had looked surprisingly confident and aggressive in picking off **Philip Rivers** twice and limiting the offence to under 300 yards.

The Game of the Week turned out to be a one-sided affair. The Death Valley Undertakers wrestled the Cubs to the ground with a 20-point outburst in the 2nd that sparked a 40-24 victory. Some verbal sparring between the coaches in the week leading up to the contest had piqued the network's interest. Their encounter on the field during the handshake after the game had the hallmarks of a WWF-sponsored showdown, with **Undertaker coach Chris Worthley apparently karate-chopping Deron Redding's hand and then jogging away**. A light scrum took place between the coaching staffs before cooler heads prevailed and led everyone down their respective tunnels.

In Virden, **Eli Manning** was intercepted 4 times in the first half and the Violators still won the game 10-9 over Mohave on a 58-yard **Lawrence Tynes** field goal in the 4th quarter. Virden's only TD came on a punt return. Eli got away with it because Mohave QB, **Matt Schaub** was even worse.