

2017



WEEK

9



EFL

ELITE FOOTBALL LEAGUE

*In our 1<sup>st</sup> season and still going strong!*

December 10, 2017

2017



WEEK

9

EAST



CENTRAL



WEST



NORTH



COASTAL



SOUTH



## HAT TRICK!

*Alshon Jeffery**Brooklin Hawks*

Brooklin wide receiver *Alshon Jeffery* turns on the jets and loses the Chino defender on his way to a 23-yard touchdown during 2<sup>nd</sup> quarter action in Brooklin. It was the second of three TD catches on the day for Jeffery, who hooked up with QB Alex Smith for all the scoring the Hawks needed in a 20-16 victory over wildcard rival Chino.

*Who was slick  
in Week Nine?*

**"Brylcreem" THE  
EFL'S FIRST SPONSOR**



OFFENCE



**Matt Ryan**  
QB  
Aurora  
Mustangs

31 of 54, 355 yds, 5 TDs. Needed  
every one of his TDs in Sebastian.



DEFENSE



**Zach Brown**  
LB  
Erieau  
Cadillac

14 T, 1 SK, 3 PD, 3 STF, 2 FF.  
Heroic performance in losing effort.



## OFFENSIVE PLAY OF THE WEEK

4<sup>th</sup> Qtr, 0:26 remaining, **Russell Wilson** (ICC) hit **Mike Wallace** for a game-winning 6-yard TD pass.



## GAME CENTER 2017 Week Nine

# GAME BLITZ!

By Chris Sherman









## DEFENSIVE PLAY OF THE WEEK

2<sup>nd</sup> Qtr, **Jairus Byrd** (BRH) strips **Dak Prescott** (CHI) at BRH 6 & **Brent Grimes** (BRH) returns 32

	23	Two missed extra points ended up the difference in a dramatic come-from-behind Cubs' win. Mohave built up a 22-13 lead by early in the 4 <sup>th</sup> , the balance coming on 2 Tevin Coleman TD runs. But a 45-yard Justin Tucker FG followed by a Mohave 3-and-out set the scene for a classic Russell Wilson 67-yard game-winning TD drive that ended with a 6-yard TD pass to Mike Wallace with 0:26 left.
	22	
	5	No, that is not a typo, that is the actual score. The lowest total score and the lowest point total for a winning team of any game in EFL history. Greg Zuerlein kicked a 32-yard FG on the Knights' first drive of the 2 <sup>nd</sup> half and Brian Orakpo sacked Cason Wentz in the endzone with for all LA's points. Adoree' Jackson's interception in the 4 <sup>th</sup> set up a 45-yard Hauschka FG with 5:42 left and that was it.
	3	
	16	Chino notched 2 FGs in 2 trips to the Hawks red zone in the 1 <sup>st</sup> . Brooklin responded in the 2 <sup>nd</sup> with the first of 3 TD catches for Alshon Jeffery. Dak Prescott fumbled at the 6 and Grimes returned it 32 yards to set up a Brooklin TD. Tied 13-13 at the half, the Hawks took a 20-13 lead on their first drive of the 3 <sup>rd</sup> . Chino moved the ball but got just a FG while turning it over on downs 3 times in the 2 <sup>nd</sup> half.
	20	
	29	Marshon Lattimore picked off Marcus Mariota on the opening series to set up a FG and an early 3-0 Seattle lead. The Pilots' D held the Bombers to 2 FGs in the 1 <sup>st</sup> half while adding a score on a 28-yard fumble return by Lattimore to lead 9-6. But an Artie Burns pick on the 1 <sup>st</sup> series of the 2 <sup>nd</sup> half set up a Mariota TD run and Bruxelles never looked back, adding 2 TD passes to finish off the win.
	9	
	20	A medium hitch to back-up TE, OJ Howard for 38-yards set up a 7-yard TD run by DeShaun Watson for a 10-0 Pats lead. A daring 4 <sup>th</sup> & 10 gamble at their own 24 backfired when Demarcus Lawrence sacked Matt Stafford to set up a FG to make it 13-0 Pats. A 53-yard punt return TD in the 3 <sup>rd</sup> by Jalen Richard swelled the Pats lead to 20-0. Erieau marred the shutout with a late TD pass to Jordy Nelson.
	7	
	17	Melvin Gordon dominated the first 2 Triumph drives, taking a pitch 9 yards and snaring a 3-yard dump-off for a pair of TDs. The Violators answered with a Mark Ingram TD but needed an end zone pick by Eric Berry to save a score. Rishard Matthews broke a fly for a 72-yard TD and Kyle Williams sacked Derek Carr for a safety to provide a cushion to blunt a 10-point Virden surge in the 4 <sup>th</sup> .
	23	
	14	Toronto drew first blood with an interception by Will Compton setting up a Mike Gillislee 10-yard TD run. A PI penalty on 3 <sup>rd</sup> down set up a 7-yard TD pass to Pierre Garcon then a 50-yard off-tackle run by Jordan Howard gave the Eagles a 14-7 lead. Toronto recovered an onside kick to start the 2 <sup>nd</sup> half and drove for a FG, but Tannehill was picked by Landon Collins in the endzone with 3:31 remaining.
	10	
	53	The lead changed hands 5 times over three quarters before the Mustangs began to pull away after a Jason McCourty pick of James Winston at the Sebastian 41 set up a 7-yard TD pass to Davante Adams for a 36-22 Aurora lead. With Aurora ahead by 17, Winston fired 2 TD passes in a 3-minute span to pull within 3. But Matt Ryan's 5 <sup>th</sup> TD pass made it 46-36 and the Fish could not answer further.
	36	
	10	Ben Roethlisberger was 5-of-5 on the opening drive that ended with Matt Asiata scoring off-tackle from 6 yards out. Cowtown countered with LeGarrette Blount busting a 43-yard run and finishing it off with a 4 <sup>th</sup> & inches plunge across the line. Cairo Santos kicked a FG to make it 10-7 at the half. Garoppolo led the final game-winning drive that saw Blount score from 4 yards with 0:26 left.
	14	
	14	A bad 1 <sup>st</sup> half for both offences but very bad for the Spartans as Philip Rivers gets picked, surrenders a safety and fumbles in three straight series. A 2 <sup>nd</sup> Rivers pick sets up a NJ FG with 0:02 left in the 1 <sup>st</sup> half for a 5-0 lead. A 35-yard TD pass to Zay Jones on 4 <sup>th</sup> & 10 to start the 3 <sup>rd</sup> turned the momentum. Golden Tate made it a two-score game with a 28-yard TD in the 4 <sup>th</sup> and the Spartans held on.
	5	
	10	David Johnson chugged 35 yards off right tackle and Tim Hightower took it in from 7 yards to give Budapest a 7-0 lead off their 1 <sup>st</sup> series. After a Forbath FG made it 10-0, Tom Brady offered resistance with a 7-of-9 drive ending with a TD to Quinton Patton. But the Stars ground out an 8-minute drive for a TD to start the 2 <sup>nd</sup> half and added another TD on their next series to walk away with the win.
	24	
	28	In an error-filled 1 <sup>st</sup> half, 3 picks in 10 attempts got Drew Brees pulled in favour of Cam Newton, who responded by throwing a 12-yard TD pass to TY Hilton to make the score 14-3 Lizards. Kirk Cousins was no better, picked off twice and fumbling once to hold his team to just 3 points in the 1 <sup>st</sup> half. A reinstated Brees threw a TD to Tyler Boyd to start the 3 <sup>rd</sup> and Durham coasted to the win.
	11	



<div>CUBS</div> <div>23</div>	<div>PASSING: Russell Wilson, 20 of 38, 260 yds, 2 TDs, 0 INT</div> <div>RUSHING: Tavon Austin, 7C, 33yds, (4.7), 0 TD</div> <div>RECEIVING: Mike Wallace, 6 for 108 yds, 51LG, 1 TD</div> <div>DEFENCE: Casey Hayward, 11 T, 1 PD, 1 INT (20yds)</div> <div>KICKING: Justin Tucker, 2 of 2 XPA, 3 of 4 FGA, 11 Pts</div>	<div>HELLFIRE</div> <div>22</div>	<div>PASSING: Andrew Luck, 19 of 29, 202 yds, 1TD, 1 INT</div> <div>RUSHING: Jay Ajayi, 10C, 86yds, (8.6), 0 TD</div> <div>RECEIVING: Julio Jones, 6 for 67yds, 14LG, 1 TD</div> <div>DEFENCE: Jordan Hicks, 10T, 2 STF</div> <div>KICKING: Sebastian Janikowski, 1 of 3 XPA, 1 of 1 FGA, 4 Pts</div>																																																														
<div>12-08-2017 The Fiery Depths    Temp: 85    Wind: Calm    None    MVP: <b>Russell Wilson</b></div> <table><tr><th></th><th>1</th><th>2</th><th>3</th><th>4</th><th>Tot</th></tr><tr><td>2016 Iowa City (7-2)</td><td>3</td><td>10</td><td>0</td><td>10</td><td>23</td></tr><tr><td>2016 Mohave (4-5)</td><td>6</td><td>3</td><td>6</td><td>7</td><td>22</td></tr></table> <div>Scoring Summary</div> <div>1 9:01 <b>Iowa City</b>    FG Tucker 49 (11-44-5:55)    3-0</div> <div>1 0:07 <b>Mohave</b>    TD Luck 14 pass to Jones (no good) (6-68-3:57)    3-6</div> <div>2 9:21 <b>Mohave</b>    FG Janikowski 35 (10-58-4:39)    3-9</div> <div>2 5:21 <b>Iowa City</b>    TD Wilson 4 pass to Lee (Tucker) (8-75-4:00)    10-9</div> <div>2 0:00 <b>Iowa City</b>    FG Tucker 39 (14-72-2:36)    13-9</div> <div>3 1:23 <b>Mohave</b>    TD Coleman 21 run (no good) (10-80-5:44)    13-15</div> <div>4 10:46 <b>Mohave</b>    TD Coleman 5 run (Janikowski) (9-89-3:24)    13-22</div> <div>4 6:57 <b>Iowa City</b>    FG Tucker 45 (8-64-3:40)    16-22</div> <div>4 0:26 <b>Iowa City</b>    TD Wilson 6 pass to Wallace (Tucker) (12-67-5:00)    23-22</div>			1	2	3	4	Tot	2016 Iowa City (7-2)	3	10	0	10	23	2016 Mohave (4-5)	6	3	6	7	22	<table><tr><th></th><th>ICC</th><th>MOH</th></tr><tr><td>First Downs</td><td>23</td><td>18</td></tr><tr><td>Rushes</td><td>36-135</td><td>24-169</td></tr><tr><td>Passes</td><td>38-20-260</td><td>29-19-202</td></tr><tr><td>Sacked</td><td>0-0</td><td>0-0</td></tr><tr><td>Fumble</td><td>0</td><td>0</td></tr><tr><td>Penalties</td><td>5-58</td><td>7-45</td></tr><tr><td>Turnovers</td><td>0</td><td>1</td></tr><tr><td>Missed Tackles</td><td>9</td><td>5</td></tr><tr><td>Blitzes</td><td>1</td><td>24</td></tr><tr><td>Time</td><td>32:15</td><td>27:45</td></tr><tr><td>Third Down</td><td>11-19</td><td>1-9</td></tr><tr><td>Fourth Down</td><td>0-0</td><td>2-2</td></tr><tr><td>Red Att/Td/Fg</td><td>4/2/0</td><td>3/2/1</td></tr><tr><td>Net Offense</td><td>395</td><td>371</td></tr></table>		ICC	MOH	First Downs	23	18	Rushes	36-135	24-169	Passes	38-20-260	29-19-202	Sacked	0-0	0-0	Fumble	0	0	Penalties	5-58	7-45	Turnovers	0	1	Missed Tackles	9	5	Blitzes	1	24	Time	32:15	27:45	Third Down	11-19	1-9	Fourth Down	0-0	2-2	Red Att/Td/Fg	4/2/0	3/2/1	Net Offense	395	371
	1	2	3	4	Tot																																																												
2016 Iowa City (7-2)	3	10	0	10	23																																																												
2016 Mohave (4-5)	6	3	6	7	22																																																												
	ICC	MOH																																																															
First Downs	23	18																																																															
Rushes	36-135	24-169																																																															
Passes	38-20-260	29-19-202																																																															
Sacked	0-0	0-0																																																															
Fumble	0	0																																																															
Penalties	5-58	7-45																																																															
Turnovers	0	1																																																															
Missed Tackles	9	5																																																															
Blitzes	1	24																																																															
Time	32:15	27:45																																																															
Third Down	11-19	1-9																																																															
Fourth Down	0-0	2-2																																																															
Red Att/Td/Fg	4/2/0	3/2/1																																																															
Net Offense	395	371																																																															
<div>KNIGHTS</div> <div>5</div>	<div>PASSING: Andy Dalton, 20 of 37,209yds, 0 TD, 1 INT</div> <div>RUSHING: Le'Veon Bell, 26C, 88yds, (3.4), 0 TD</div> <div>RECEIVING: Jordan Matthews, 6 for 62yds, 17LG, 0 TD</div> <div>DEFENCE: Brian Orakpo, 3 T, 2 SK, SAFETY</div> <div>KICKING: Greg Zuerlein, 1 of 1 FG, 3 Pts</div>	<div>CHARGERS</div> <div>3</div>	<div>PASSING: Carson Wentz, 12 of 18, 139 yds, 0 TD, 0 INT,</div> <div>RUSHING: Dalvin Cook, 12C, 35yds, (2.9), 0TD</div> <div>RECEIVING: Jimmy Graham, 4 for 33yds, 11LG, 0 TD</div> <div>DEFENCE: Adoree' Jaackson, 10T, 1 PD, 1 INT (24yds)</div> <div>KICKING: Steven Hauschka, 1 of 1 FGA, 3 pts</div>																																																														
<div>12-08-2017 St. Charles Stadium    Temp: 72    Wind:    MVP: <b>Le'Veon Bell</b></div> <table><tr><th></th><th>1</th><th>2</th><th>3</th><th>4</th><th>Tot</th></tr><tr><td>2016 Los Angeles (5-4)</td><td>0</td><td>0</td><td>5</td><td>0</td><td>5</td></tr><tr><td>2017 St. Charles (4-5)</td><td>0</td><td>0</td><td>0</td><td>3</td><td>3</td></tr></table> <div>Scoring Summary</div> <div>3 7:30 <b>Los Angeles</b>    FG Zuerlein 32 (11-54-5:31)    3-0</div> <div>3 1:32 <b>Los Angeles</b>    Safety Orakpo    5-0</div> <div>4 5:42 <b>St. Charles</b>    FG Hauschka 45 (13-35-6:31)    5-3</div>			1	2	3	4	Tot	2016 Los Angeles (5-4)	0	0	5	0	5	2017 St. Charles (4-5)	0	0	0	3	3	<table><tr><th></th><th>LAK</th><th>STC</th></tr><tr><td>First Downs</td><td>19</td><td>9</td></tr><tr><td>Rushes</td><td>27-87</td><td>28-89</td></tr><tr><td>Passes</td><td>37-20-209</td><td>18-12-139</td></tr><tr><td>Sacked</td><td>1-10</td><td>3-15</td></tr><tr><td>Fumble</td><td>2</td><td>1</td></tr><tr><td>Penalties</td><td>3-20</td><td>7-48</td></tr><tr><td>Turnovers</td><td>1</td><td>0</td></tr><tr><td>Missed Tackles</td><td>2</td><td>5</td></tr><tr><td>Blitzes</td><td>24</td><td>27</td></tr><tr><td>Time</td><td>32:29</td><td>27:31</td></tr><tr><td>Third Down</td><td>3-13</td><td>3-13</td></tr><tr><td>Fourth Down</td><td>2-2</td><td>1-2</td></tr><tr><td>Red Att/Td/Fg</td><td>1/0/1</td><td>1/0/1</td></tr><tr><td>Net Offense</td><td>286</td><td>213</td></tr></table>		LAK	STC	First Downs	19	9	Rushes	27-87	28-89	Passes	37-20-209	18-12-139	Sacked	1-10	3-15	Fumble	2	1	Penalties	3-20	7-48	Turnovers	1	0	Missed Tackles	2	5	Blitzes	24	27	Time	32:29	27:31	Third Down	3-13	3-13	Fourth Down	2-2	1-2	Red Att/Td/Fg	1/0/1	1/0/1	Net Offense	286	213
	1	2	3	4	Tot																																																												
2016 Los Angeles (5-4)	0	0	5	0	5																																																												
2017 St. Charles (4-5)	0	0	0	3	3																																																												
	LAK	STC																																																															
First Downs	19	9																																																															
Rushes	27-87	28-89																																																															
Passes	37-20-209	18-12-139																																																															
Sacked	1-10	3-15																																																															
Fumble	2	1																																																															
Penalties	3-20	7-48																																																															
Turnovers	1	0																																																															
Missed Tackles	2	5																																																															
Blitzes	24	27																																																															
Time	32:29	27:31																																																															
Third Down	3-13	3-13																																																															
Fourth Down	2-2	1-2																																																															
Red Att/Td/Fg	1/0/1	1/0/1																																																															
Net Offense	286	213																																																															
<div>CONVICTS</div> <div>16</div>	<div>PASSING: Dak Prescott, 29 of 46, 344 yds, 0 TD, 0 INT</div> <div>RUSHING: Dak Prescott, 9C, 59yds, (6.6), 1 TD</div> <div>RECEIVING: AJ Green, 10 for 144yds, 48LG, 0 TD</div> <div>DEFENCE: Johnathan Joseph 3 T, 2 PD</div> <div>KICKING: Dan Bailey, 1 of 1 XPA, 3 of 3 FGA, 10 Pts</div>	<div>HAWKS</div> <div>20</div>	<div>PASSING: Alex Smith, 16 of 34, 240 yds, 3 TDs, 0 INT</div> <div>RUSHING: Jonathan Stewart, 15C, 52yds, (3.5), 0 TD</div> <div>RECEIVING: Alshon Jeffery, 10 for 169yds, 39LG, 3 TDs</div> <div>DEFENCE: Brent Grimes, 8 T, 3 PD, 1 FR (32yds)</div> <div>KICKING: Carpenter 2 of 3 XPA, 2pts/Parkey 0 of 1 FGA,0Pts</div>																																																														
<div>12-07-2017 Optimist Park    Temp: 3    Wind:    None    MVP: <b>Alshon Jeffery</b></div> <table><tr><th></th><th>1</th><th>2</th><th>3</th><th>4</th><th>Tot</th></tr><tr><td>2016 Chino (5-4)</td><td>6</td><td>7</td><td>0</td><td>3</td><td>16</td></tr><tr><td>2016 Brooklin (6-3)</td><td>0</td><td>13</td><td>7</td><td>0</td><td>20</td></tr></table> <div>Scoring Summary</div> <div>1 9:18 <b>Chino</b>    FG Bailey 36 (11-55-5:34)    3-0</div> <div>1 4:37 <b>Chino</b>    FG Bailey 37 (11-53-4:07)    6-0</div> <div>2 13:07 <b>Brooklin</b>    TD Smith 21 pass to Jeffery (Carpenter) (8-80-3:40)    6-7</div> <div>2 3:03 <b>Brooklin</b>    TD Smith 23 pass to Jeffery (no good) (9-62-4:48)    6-13</div> <div>2 0:38 <b>Chino</b>    TD Prescott 5 run (Bailey,D) (7-92-2:19)    13-13</div> <div>3 12:11 <b>Brooklin</b>    TD Smith 7 pass to Jeffery (Carpenter) (8-75-2:49)    13-20</div> <div>4 8:59 <b>Chino</b>    FG Bailey 38 (19-71-11:41)    16-20</div>			1	2	3	4	Tot	2016 Chino (5-4)	6	7	0	3	16	2016 Brooklin (6-3)	0	13	7	0	20	<table><tr><th></th><th>CHI</th><th>BRH</th></tr><tr><td>First Downs</td><td>25</td><td>14</td></tr><tr><td>Rushes</td><td>36-170</td><td>16-57</td></tr><tr><td>Passes</td><td>46-29-344</td><td>34-16-240</td></tr><tr><td>Sacked</td><td>2-14</td><td>0-0</td></tr><tr><td>Fumble</td><td>1</td><td>0</td></tr><tr><td>Penalties</td><td>7-53</td><td>7-67</td></tr><tr><td>Turnovers</td><td>1</td><td>0</td></tr><tr><td>Missed Tackles</td><td>5</td><td>8</td></tr><tr><td>Blitzes</td><td>3</td><td>3</td></tr><tr><td>Time</td><td>39:27</td><td>20:33</td></tr><tr><td>Third Down</td><td>10-19</td><td>3-10</td></tr><tr><td>Fourth Down</td><td>1-5</td><td>0-0</td></tr><tr><td>Red Att/Td/Fg</td><td>5/1/3</td><td>1/1/0</td></tr><tr><td>Net Offense</td><td>500</td><td>297</td></tr></table>		CHI	BRH	First Downs	25	14	Rushes	36-170	16-57	Passes	46-29-344	34-16-240	Sacked	2-14	0-0	Fumble	1	0	Penalties	7-53	7-67	Turnovers	1	0	Missed Tackles	5	8	Blitzes	3	3	Time	39:27	20:33	Third Down	10-19	3-10	Fourth Down	1-5	0-0	Red Att/Td/Fg	5/1/3	1/1/0	Net Offense	500	297
	1	2	3	4	Tot																																																												
2016 Chino (5-4)	6	7	0	3	16																																																												
2016 Brooklin (6-3)	0	13	7	0	20																																																												
	CHI	BRH																																																															
First Downs	25	14																																																															
Rushes	36-170	16-57																																																															
Passes	46-29-344	34-16-240																																																															
Sacked	2-14	0-0																																																															
Fumble	1	0																																																															
Penalties	7-53	7-67																																																															
Turnovers	1	0																																																															
Missed Tackles	5	8																																																															
Blitzes	3	3																																																															
Time	39:27	20:33																																																															
Third Down	10-19	3-10																																																															
Fourth Down	1-5	0-0																																																															
Red Att/Td/Fg	5/1/3	1/1/0																																																															
Net Offense	500	297																																																															

## BOMBERS



29

**PASSING:** Marcus Mariota, 18 of 38, 232 yds, 2 TDs, 1 INT  
**RUSHING:** Marlon Mack, 13C, 40yds, (3.1), 0 TD  
**RECEIVING:** Travis Kelce, 5 for 76yds, 17LG, 0 TD  
**DEFENCE:** Artie Burns, 4 T, 2 INTs (23yds)  
**KICKING:** Chandler Cantanzaro, 2 of 3XPA, 3 of 3FGA, 11pts

## PILOTS



9

**PASSING:** Eli Manning, 16 of 26, 164 yds, 0 TD, 2 INTs  
**RUSHING:** Kareem Hunt, 19C, 62yds, (3.3), 0 TD  
**RECEIVING:** Allen Hurns, 6 for 78yds, 21LG, 0 TD  
**DEFENCE:** Marshon Lattimore, 9 T, 1 INT (0yds) 1 FR (TD)  
**KICKING:** Josh Lambo, 0 of 1 XPA, 1 of 1 FGA, 3 Pts

12-09-2017 Kingdome Temp: 70 Wind: MVP: **Marcus Mariota**

	1	2	3	4	Tot
2016 Bruxelles (8-1)	3	3	13	10	29
2016 Seattle (1-8)	3	6	0	0	9

### Scoring Summary

1 7:33	Seattle	FG Lambo 30 (7-44-3:10)	0-3
1 3:45	Bruxelles	FG Catanzaro 44 (12-49-3:43)	3-3
2 7:56	Bruxelles	FG Catanzaro 34 (12-48-4:52)	6-3
2 0:15	Seattle	TD Lattimore 28 yd fumble recovery (no good)	6-9
3 12:39	Bruxelles	TD Mariota 2 run (Catanzaro) (3-12-1:32)	13-9
3 7:42	Bruxelles	TD Mariota 17 pass to Sanders (no good) (3-76-1:39)	19-9
4 12:21	Bruxelles	TD Mariota 17 pass to Thompson (Catanzaro) (9-76-3:39)	26-9
4 5:49	Bruxelles	FG Catanzaro 28 (4-6-1:57)	29-9

	BRX	SEA
First Downs	20	11
Rushes	32-113	22-58
Passes	38-18-232	26-16-164
Sacked	0-0	4-24
Fumble	2	3
Penalties	2-20	6-47
Turnovers	2	3
Missed Tackles	2	7
Blitzes	25	11
Time	32:46	27:14
Third Down	5-17	2-12
Fourth Down	1-1	1-3
Red Att/Td/Fg	5/3/2	2/0/1
Net Offense	345	198

## PATRIOTS



20

**PASSING:** DeShaun Watson, 14 of 22, 113 yds, 0 TD, 0 INT  
**RUSHING:** Lamar Miller, 29C, 145yds, (5.0), 0 TD  
**RECEIVING:** Jason Witten, 4 for 28 yds, 9LG, 0 TD  
**DEFENCE:** Demarcus Lawrence, 6 T, 1 SK, 1 PD  
**KICKING:** Ryan Succop, 2 of 2 XPA, 2 of 2 FGA, 8 Pts

## CADILLAC



7

**PASSING:** Matt Stafford, 18 of 32, 137 yds, 1 TD, 1 INT  
**RUSHING:** Christine Michael, 11C, 31yds, (2.8), 0 TD  
**RECEIVING:** Hunter Henry, 6 for 52yds, 11LG, 0 TD  
**DEFENCE:** Zach Brown, 14 T, 1 SK, 3 PD, 3 STF, 2 FF  
**KICKING:** Stephen Gostkowski, 1 of 1 XPA, 1 Pt

12-09-2017 Kelly-Burke Field Temp: 62 Wind: 0-5 None MVP: **Lamar Miller**

	1	2	3	4	Tot
2016 Charleswood (4-5)	10	3	7	0	20
2017 Erieau (2-7)	0	0	0	7	7

### Scoring Summary

1 8:27	Charleswood	FG Succop 36 (7-55-3:23)	3-0
1 0:17	Charleswood	TD Watson 7 run (Succop) (11-78-6:17)	10-0
2 5:23	Charleswood	FG Succop 33 (4-7-0:54)	13-0
3 0:31	Charleswood	TD Richard 53 punt return (Succop)	20-0
4 4:48	Erieau	TD Stafford 4 pass to Nelson (Gostkowski) (15-80-5:27)	20-7

	CHP	ERI
First Downs	14	11
Rushes	45-199	20-54
Passes	22-14-113	34-18-137
Sacked	2-18	5-37
Fumble	3	1
Penalties	5-38	8-54
Turnovers	0	1
Missed Tackles	2	13
Blitzes	7	17
Time	36:57	23:03
Third Down	8-20	1-13
Fourth Down	0-0	1-4
Red Att/Td/Fg	4/1/2	1/1/0
Net Offense	294	154

## VIOLATORS



17

**PASSING:** Derek Carr, 17 of 32, 112 yds, 0 TD, 0 INT  
**RUSHING:** Ezekiel Elliott, 22C, 133yds, (6.0), 1 TD  
**RECEIVING:** Ezekiel Elliott, 5 for 22yds, 6LG, 0 TD  
**DEFENCE:** Melvin Ingram, 4 T, 2 SK, 1 HUR  
**KICKING:** Nick Folk, 2 of 2 XPA, 1 of 1 FGA, 5 Pts

## TRIUMPH



23

**PASSING:** Carson Palmer, 18 of 28, 235 yds, 2 TDs, 1 INT  
**RUSHING:** Melvin Gordon, 14C, 80yds, (5.7) 1 TD  
**RECEIVING:** Antonio Brown 7 for 77yds, 14LG, 0 TD  
**DEFENCE:** Jurrell Casey, 9 T, 2 SK, 1 FF  
**KICKING:** Roberto Aguayo, 3 of 3 XPA, 3 Pts

12-07-2017 Willhalla Stadium Temp: 70 Wind: MVP: **Carson Palmer**

	1	2	3	4	Tot
2016 Virden (5-4)	0	7	0	10	17
2016 Twin Cities (3-6)	7	7	9	0	23

### Scoring Summary

1 6:42	Twin Cities	TD Gordon 9 run (Aguayo) (14-75-8:18)	0-7
2 13:25	Virden	TD Ingram 1 run (Folk) (17-75-8:24)	7-7
2 6:52	Twin Cities	TD Palmer 3 pass to Gordon (Aguayo) (13-75-6:33)	7-14
3 9:36	Twin Cities	TD Palmer 72 pass to Matthews (Aguayo) (1-72-0:18)	7-21
3 6:22	Twin Cities	Safety Williams	7-23
4 12:35	Virden	FG Folk 29 (12-67-7:03)	10-23
4 5:26	Virden	TD Elliott 2 run (Folk) (8-64-3:22)	17-23

	VV	TCT
First Downs	24	20
Rushes	35-212	23-130
Passes	32-17-112	28-18-235
Sacked	4-31	2-17
Fumble	1	0
Penalties	7-42	7-69
Turnovers	0	1
Missed Tackles	6	11
Blitzes	18	0
Time	32:02	27:58
Third Down	8-18	2-9
Fourth Down	0-2	1-2
Red Att/Td/Fg	3/2/1	3/2/0
Net Offense	293	348

**BLUE EAGLES****14**

**PASSING:** Aaron Rodgers, 12 of 19, 125 yds, 1TD, 1 INT  
**RUSHING:** Jordan Howard, 25C, 139yds, (5.6), 1 TD  
**RECEIVING:** Jamison Crowder, 3 for 46yds, 25LG, 0 TD  
**DEFENCE:** Dante Fowler Jr, 4 T, 1 SK, 2 STF, 1 FF  
**KICKING:** Mason Crosby, 2 of 2 XPA, 2 Pts

**WOLVERINES****10**

**PASSING:** Ryan Tannehill, 9 of 19, 97 yds, 0 TD, 1 INT  
**RUSHING:** Mike Gillislie, 17C, 87yds, (5.1), 1 TD  
**RECEIVING:** DeMarco Murray, 4 for 29yds, 9LG, 0 TD  
**DEFENCE:** Taco Charlton, 5T, 2 SK, 1 STF, 1 HUR  
**KICKING:** Zane Gonzalez, 1 of 1 XPA, 1 of 2 FGA, 4 Pts

12-07-2017 The Wolverines Den Temp: 48 Wind: 0-5 None MVP: **Jordan Howard**

	1	2	3	4	Tot
2016 Scarborough (7-1-1)	0	14	0	0	14
2017 Toronto (2-7)	0	7	3	0	10

**Scoring Summary**

2 13:02 **Toronto** TD Gillislee 10 run (Gonzalez) (7-50-3:53) 0-7  
 2 7:26 **Scarborough** TD Rodgers 7 pass to Garcon (Crosby) (12-75-5:36) 7-7  
 2 1:36 **Scarborough** TD Howard 50 run (Crosby) (1-50-0:16) 14-7  
 3 9:31 **Toronto** FG Gonzalez 32 (11-39-5:19) 14-10

**SBE****TOR**

First Downs	12	17
Rushes	31-134	41-165
Passes	19-12-125	22-11-105
Sacked	2-12	2-9
Fumble	2	1
Penalties	6-48	6-50
Turnovers	2	1
Missed Tackles	7	1
Blitzes	41	11
Time	27:03	32:57
Third Down	3-12	4-15
Fourth Down	1-1	0-1
Red Att/Td/Fg	1/1/0	3/1/1
Net Offense	247	261

**AURORA****53**

**PASSING:** Matt Ryan, 31 of 44, 355 yds, 5 TDs, 1 INT  
**RUSHING:** Rashad Jennings, 7C, 24yds, (3.4), 1 TD  
**RECEIVING:** Davante Adams, 8 for 108yds, 26LG, 1 TD  
**DEFENCE:** Willie Young, 12 T, 3 SK, 2 STF, 1 HUR  
**KICKING:** Wil Lutz, 6 of 6 XPA, 1 of 1 FGA, 9pts

**SWORDFISH****36**

**PASSING:** Jameis Winston, 20 of 35, 249 yds, 4 TDs, 1 INT  
**RUSHING:** Wendell Smallwood, 15C, 98yds, (6.5), 0 TD  
**RECEIVING:** Doug Baldwin, 5 for 76yds, 36LG, 0 TD  
**DEFENCE:** Carlos Dunlap, 1T, 1 SK, 2 PD, 2 HUR  
**KICKING:** Adam Vinatieri, 3 of 3 XPA, 1 of 1 FGA, 6 Pts

12-07-2017 The Fish Tank Temp: -2 Wind: None MVP: **Matt Ryan**

	1	2	3	4	Tot
2016 Aurora (9-0)	7	14	18	14	53
2016 Sebastian (3-6)	7	9	6	14	36

1 9:32 **Aurora** TD Ryan 18 pass to Jennings (Lutz) (11-84-5:23) 7-0  
 1 2:33 **Sebastian** TD Winston 1 run (Vinatieri) (12-84-6:51) 7-7  
 2 12:37 **Sebastian** FG Vinatieri 21 (11-32-4:45) 7-10  
 2 8:22 **Aurora** TD Ryan 1 run (Lutz) (10-45-4:08) 14-10  
 2 3:57 **Aurora** TD Ryan 14 pass to Edelman (Lutz) (3-30-1:08) 21-10  
 2 0:22 **Sebastian** TD Winston 36 pass to Walford (2 - failed) (8-85-3:30) 21-16  
 3 12:27 **Sebastian** TD Winston 3 pass to Everett (2 - failed) (8-49-2:27) 21-22  
 3 10:26 **Aurora** TD Ryan 29 pass to Rudolph (2 - Edelman) (6-65-1:54) 29-22  
 3 7:24 **Aurora** TD Ryan 7 pass to Adams (Lutz) (5-41-2:56) 36-22  
 3 4:37 **Aurora** FG Lutz 40 (6-8-1:42) 39-22  
 4 12:53 **Sebastian** TD Winston 2 pass to Foreman (Vinatieri) (9-44-4:02) 39-29  
 4 10:12 **Sebastian** TD Winston 32 pass to Beckham Jr. (Vinatieri) (4-48-1:29) 39-36  
 4 6:02 **Aurora** TD Ryan 13 pass to Rudolph (Lutz) (8-71-4:04) 46-36  
 4 0:44 **Aurora** TD Jennings 2 run (Lutz) (2-1-0:51) 53-36

**AUR****SS**

First Downs	25	24
Rushes	11-30	34-152
Passes	44-31-355	35-20-249
Sacked	4-41	7-48
Fumble	1	0
Penalties	8-63	7-50
Turnovers	2	1
Missed Tackles	5	3
Blitzes	25	14
Time	26:42	33:18
Third Down	5-9	8-18
Fourth Down	1-1	1-6
Red Att/Td/Fg	9/6/1	4/3/1
Net Offense	344	353

**GLADIATORS****10**

**PASSING:** Ben Roethlisberger, 24 of 38, 230ds, 0 TD, 0 INT  
**RUSHING:** LeSean McCoy, 17C, 65yds, (3.8), 0 TD  
**RECEIVING:** Cole Beasley, 6 for 57yds, 16LG, 0 TD  
**DEFENCE:** Sean Smith, 4 T, 4 PD, 1 INT (25yds)  
**KICKING:** Cairo Santos, 1 of 1 XPA, 1 of 1 FGA, 4 Pts

**CORN KINGS****14**

**PASSING:** Joe Flacco, 17 of 25, 113yds, 0 TD, 1 INT  
**RUSHING:** LeGarrette Blount, 20C, 121yds, (6.1), 2 TDs  
**RECEIVING:** Mike Evans, 5 for 61yds, 18LG, 0 TD  
**DEFENCE:** Ryan Kerrigan, 4 T, 1 SK, 1 STF,  
**KICKING:** Nick Novak, 2 of 2 XPA, 0 of 1 FGA, 2 Pts

12-07-2017 Tillman Field Temp: 52 Wind: 0-10 None MVP: **LeGarrette Blount**

	1	2	3	4	Tot
2016 Georgia (4-5)	7	3	0	0	10
2016 Cowtown (5-4)	0	7	0	7	14

**Scoring Summary**

1 9:36 **Georgia** TD Asiata 6 run (Santos) (9-70-5:17) 7-0  
 2 12:39 **Cowtown** TD Blount 1 run (Novak) (12-86-6:21) 7-7  
 2 0:03 **Georgia** FG Santos 28 (12-53-2:17) 10-7  
 4 0:26 **Cowtown** TD Blount 4 run (Novak) (12-74-4:44) 10-14

**GEO****COW**

First Downs	18	20
Rushes	19-64	32-171
Passes	38-24-230	30-20-161
Sacked	3-19	3-19
Fumble	0	1
Penalties	5-35	10-70
Turnovers	0	1
Missed Tackles	4	1
Blitzes	13	16
Time	27:25	32:35
Third Down	2-12	5-14
Fourth Down	2-3	2-2
Red Att/Td/Fg	2/1/1	2/2/0
Net Offense	275	313



# SPARTANS



14

**PASSING:** Philip Rivers, 19 of 33, 252 yds, 2 TDs, 2 INTs  
**RUSHING:** Devonta Freeman, 9C, 13yds, (1.4), 0 TD  
**RECEIVING:** Golden Tate, 6 for 91 yds, 28 LG, 1 TD  
**DEFENCE:** Telvin Smith, 12 T, 1 PD, 3 STF, 1 FF, 1 FR  
**KICKING:** Caleb Sturgis, 2 of 2 XPA, 0 of 1 FGA, 2 Pts

# WRECKING BALL



5

**PASSING:** Sam Bradford, 35 of 45, 212 yds, 0 TD, 0 INT  
**RUSHING:** Isaiah Crowell, 22C, 81yds, (3.7), 0 TD  
**RECEIVING:** Michael Crabtree, 11 for 91yds, 16 LG, 0 TD  
**DEFENCE:** James Harrison, 6 T, 2 SK, 2 HUR, 1 FF, SAFETY  
**KICKING:** Chris Boswell, 1 of 3 FGA, 3 Pts

12-09-2017 Stone Pony Shore Temp: 64 Wind: 0-10 None MVP: **Golden Tate**

	1	2	3	4	Tot
2016 Pickering (4-5)	0	0	7	7	14
2017 New Jersey (1-8)	2	3	0	0	5

## Scoring Summary

1 10:38	New Jersey	Safety Harrison	0-2
2 0:02	New Jersey	FG Boswell 46 (4-11-0:23)	0-5
3 12:15	Pickering	TD Rivers 35 pass to Jones (Sturgis) (7-53-2:40)	7-5
4 9:19	Pickering	TD Rivers 28 pass to Tate (Sturgis) (8-80-4:14)	14-5

	PIC	NJ
First Downs	16	22
Rushes	18-14	25-84
Passes	33-19-252	45-35-212
Sacked	3-26	3-27
Fumble	3	3
Penalties	4-50	6-62
Turnovers	3	1
Missed Tackles	7	1
Blitzes	6	20
Time	23:37	36:23
Third Down	4-12	6-14
Fourth Down	1-1	0-1
Red Att/Td/Fg	1/0/0	1/0/0
Net Offense	240	269

# EXCALIBURS



10

**PASSING:** Tom Brady, 26 of 45, 250 yds, 1 TD, 1 INT  
**RUSHING:** Dwayne Washington, 8 C, 21yds, (2.6), 0 TD  
**RECEIVING:** Mike Williams, 6 for 67yds, 14LG, 0 TD  
**DEFENCE:** William Hayes, 4T, 1 SK, 1 STF, 1 HUR  
**KICKING:** Graham Gano, 1 of 1 XPA, 1 of 1 FGA, 4 Pts

# NORTH STARS



24

**PASSING:** Tyrod Taylor, 19 of 26, 143 yds, 1 TD, 0 INT  
**RUSHING:** David Johnson, 22C, 129 yds, (5.9), 0 TD  
**RECEIVING:** DeMarius Thomas 7 for 61yds, 13LG, 0 TD  
**DEFENCE:** Cameron Jordan, 4T, 1 SK, 2 PD  
**KICKING:** Brown, 3 of 3 XPA, 3pts / Forbath 1 of 1 FGA, 3pts

12-09-2017 Ferenc-Liszt Intl AP Temp: 64 Wind: 0-5 None MVP: David Johnson

	1	2	3	4	Tot
2016 York (4-5)	0	7	0	3	10
2016 Budapest (7-2)	10	0	7	7	24

## Scoring Summary

1 8:29	Budapest	TD Hightower 7 run (Brown,J) (7-78-3:35)	0-7
1 0:26	Budapest	FG Forbath 43 (12-44-7:00)	0-10
2 10:51	York	TD Brady 9 pass to Patton (Gano) (10-76-4:30)	7-10
3 7:01	Budapest	TD Taylor 16 pass to Johnson (Brown,J) (14-74-7:51)	7-17
4 13:25	Budapest	TD Hightower 2 run (Brown,J) (12-74-6:19)	7-24
4 10:13	York	FG Gano 26 (10-72-3:02)	10-24

	YOR	BUD
First Downs	22	23
Rushes	12-32	38-185
Passes	45-26-250	26-19-143
Sacked	3-24	1-11
Fumble	1	1
Penalties	7-51	9-76
Turnovers	1	0
Missed Tackles	8	1
Blitzes	8	18
Time	23:50	36:10
Third Down	3-11	7-13
Fourth Down	0-1	0-0
Red Att/Td/Fg	2/1/1	4/3/0
Net Offense	258	317

# T-LIZARDS



28

**PASSING:** Drew Brees, 9 of 16, 111 yds, 1 TD, 3 INTs  
**RUSHING:** Carlos Hyde, 19C, 134yds, (7.1), 0 TD  
**RECEIVING:** TY Hilton, 4 for 51yds, 16LG, 2 TDs  
**DEFENCE:** Trent Murphy, 7T, 2 SK, 1 STF, 1 FF  
**KICKING:** Phil Dawson, 4 of 4 XPA, 4 Pts

# REGULATORS



11

**PASSING:** Kirk Cousins, 17 of 36, 283 yds, 2 TD, 3 INTs  
**RUSHING:** Samaje Perine, 7C, 19yds, (2.7), 0 TD  
**RECEIVING:** Jeremy Kerley, 4 for 33yds, 12LG, 0 TD  
**DEFENCE:** Kony Ealy, 6 T, 2 STF, 1 FF  
**KICKING:** Jason Myers, 1 of 2 FGA, 3 Pts

12-07-2017 Carolina Slammer Temp: 85 Wind: 0-5 None MVP: **Cam Newton**

	1	2	3	4	Tot
2016 Durham (4-4-1)	7	7	7	7	28
2016 South Carolina (3-6)	0	3	0	8	11

## Scoring Summary

1 2:41	Durham	TD Brees 16 pass to Hilton (Dawson) (1-16-0:08)	7-0
2 13:52	South Carolina	FG Myers 32 (11-48-3:37)	7-3
2 3:21	Durham	TD Newton 12 pass to Hilton (Dawson) (9-62-5:25)	14-3
3 7:53	Durham	TD Brees 12 pass to Boyd (Dawson) (11-80-7:07)	21-3
4 3:20	South Carolina	TD Cousins 52 pass to Ginn Jr. (2 - Perine) (7-85-1:56)	21-11
4 0:52	Durham	TD Newton 13 run (Dawson) (6-46-2:21)	28-11

	DTL	SC
First Downs	24	15
Rushes	43-229	15-45
Passes	25-13-156	36-17-183
Sacked	1-11	5-41
Fumble	1	1
Penalties	4-36	4-35
Turnovers	4	4
Missed Tackles	2	14
Blitzes	19	2
Time	34:53	25:07
Third Down	8-13	3-12
Fourth Down	0-1	0-1
Red Att/Td/Fg	6/4/0	1/0/1
Net Offense	374	187

## WEEK NINE

## STANDINGS

PACIFIC CONFERENCE												
East	W	L	T	Pct	Pts	Ave	Opp	Ave	Diff	Home	Div	Conf
Bruxelles	8	1	0	0.889	268	29.8	151	16.8	13	5 0 0	3 0 0	7 0 0
Brooklin	6	3	0	0.667	248	27.6	155	17.2	10.3	4 1 0	2 1 0	5 2 0
Mohave	4	5	0	0.444	154	17.1	198	22	-4.9	2 2 0	0 3 0	2 5 0
St. Charles	4	5	0	0.444	164	18.2	156	17.3	0.9	4 1 0	1 2 0	3 4 0
Central	W	L	T	Pct	Pts	Ave	Opp	Ave	Diff	Home	Div	Conf
Viriden	5	4	0	0.556	180	20	187	20.8	-0.8	3 2 0	2 1 0	3 4 0
Charleswood	4	5	0	0.444	186	20.7	174	19.3	1.3	2 2 0	2 1 0	3 4 0
Twin Cities	3	6	0	0.333	157	17.4	198	22	-4.6	3 1 0	1 2 0	3 4 0
Erieau	2	7	0	0.222	106	11.8	177	19.7	-7.9	1 4 0	1 2 0	2 5 0
West	W	L	T	Pct	Pts	Ave	Opp	Ave	Diff	Home	Div	Conf
Iowa City	7	2	0	0.778	225	25	162	18	7	3 1 0	3 0 0	7 0 0
Chino	5	4	0	0.556	210	23.3	212	23.6	-0.2	2 2 0	2 1 0	3 4 0
Los Angeles	5	4	0	0.556	187	20.8	170	18.9	1.9	3 2 0	1 2 0	4 3 0
Seattle	1	8	0	0.111	83	9.2	217	24.1	-14.9	1 3 0	0 3 0	0 7 0
ATLANTIC CONFERENCE												
North	W	L	T	Pct	Pts	Ave	Opp	Ave	Diff	Home	Div	Conf
Scarborough	7	1	1	0.833	164	18.2	116	12.9	5.3	4 1 0	2 0 1	6 0 1
Cowtown	5	4	0	0.556	162	18	150	16.7	1.3	4 0 0	0 3 0	3 4 0
Durham	4	4	1	0.5	212	23.6	193	21.4	2.1	2 1 1	2 0 1	3 3 1
Sebastian	3	6	0	0.333	183	20.3	236	26.2	-5.9	2 3 0	1 2 0	2 5 0
Coastal	W	L	T	Pct	Pts	Ave	Opp	Ave	Diff	Home	Div	Conf
Budapest	7	2	0	0.778	181	20.1	144	16	4.1	4 0 0	3 0 0	5 2 0
Pickering	4	5	0	0.444	201	22.3	192	21.3	1	2 2 0	2 1 0	3 4 0
York	4	5	0	0.444	135	15	148	16.4	-1.4	3 2 0	1 2 0	3 4 0
New Jersey	1	8	0	0.111	132	14.7	208	23.1	-8.4	1 4 0	0 3 0	1 6 0
South	W	L	T	Pct	Pts	Ave	Opp	Ave	Diff	Home	Div	Conf
Aurora	9	0	0	1	327	36.3	193	21.4	14.9	5 0 0	3 0 0	7 0 0
Georgia	4	5	0	0.444	172	19.1	187	20.8	-1.7	3 1 0	2 1 0	4 3 0
South Carolina	3	6	0	0.333	136	15.1	183	20.3	-5.2	3 1 0	1 2 0	2 5 0
Toronto	2	7	0	0.222	159	17.7	225	25	-7.3	1 4 0	0 3 0	2 5 0

TOP PASSERS												
Rk	Player	Team	Att	Cmp	C%	Yards	In	I%	Lg	TD	TD%	Rate
1	Ryan,M	AUR	313	205	65.5	2720	6	1.9	68	26	8.3	112.6
2	Mariota	BRX	235	131	55.7	1926	2	0.9	86	18	7.7	104.7
3	Smith,A	BRH	302	188	62.3	2463	3	1	58	16	5.3	101.5
4	Brady,T	YOR	159	94	59.1	1233	3	1.9	64	8	5	92.6
5	Wilson,R	ICC	258	150	58.1	1879	3	1.2	54	12	4.7	91.5
6	Prescott	CHI	315	197	62.5	2154	5	1.6	65	11	3.5	87.7
7	Palmer,C	TCT	236	133	56.4	1513	5	2.1	72	14	5.9	86.7
8	Dalton	LAK	296	173	58.4	1955	7	2.4	79	15	5.1	85.3
9	Carr,D	VV	228	123	53.9	1482	1	0.4	49	7	3.1	82.5
10	Tannehill	TOR	215	125	58.1	1483	7	3.3	56	10	4.7	81.2
11	Brees	DTL	305	170	55.7	2183	11	3.6	75	16	5.2	80.8
12	Taylor,T	BUD	237	136	57.4	1296	2	0.8	38	7	3	79
13	Bradford	NJ	331	211	63.7	1681	8	2.4	58	10	3	76.4
14	Wentz	STC	294	161	54.8	1793	6	2	57	10	3.4	76
15	Flacco	COW	223	131	58.7	1289	6	2.7	54	7	3.1	74.4
16	Winston,J	SS	313	156	49.8	1857	7	2.2	60	14	4.5	73.9
17	Rivers	PIC	265	141	53.2	1824	9	3.4	59	10	3.8	73.5
18	Luck	MOH	177	99	55.9	1174	7	4	66	7	4	73
19	Rodgers,A	SBE	262	137	52.3	1522	7	2.7	57	10	3.8	71.5
20	Cousins	SC	330	184	55.8	2052	13	3.9	81	12	3.6	70.2
21	Roethlisberger	GEO	361	195	54	2078	12	3.3	63	12	3.3	68.3
22	Watson,D	CHP	241	128	53.1	1337	9	3.7	82	8	3.3	65
23	Stafford	ERI	286	145	50.7	1408	8	2.8	62	8	2.8	62.5
24	Manning	SEA	209	106	50.7	1011	8	3.8	84	2	1	51.7
25	Moore,M	TOR	11	9	81.8	129	0	0	44	1	9.1	145.8

KICKOFF RETURNERS								PUNT RETURNERS								
Rk	Player	Team	No	Yds	Ave	Lg	TD	Rk	Player	Team	No	Fc	Yds	Ave	Lg	TD
1	Drake	AUR	13	530	40.8	99	2	1	Jackson,A	STC	15	5	183	12.2	87	1
2	Lee,M	ICC	14	494	35.3	101	2	2	Lockett	ICC	20	6	221	11.1	71	0
3	Patterson	MOH	29	847	29.2	42	0	3	Humphries	COW	15	14	149	9.9	18	0
4	Erickson	CHI	28	807	28.8	77	0	4	Richard	CHP	26	12	256	9.8	53	1
5	Huff	SEA	37	988	26.7	109	3	5	Peppers,J	ERI	27	8	258	9.6	74	1
6	Richard	CHP	23	605	26.3	54	0	6	Crowder	SBE	29	15	273	9.4	82	1
7	Whitehead	COW	11	273	24.8	38	0	7	Brown,A	TCT	24	14	195	8.1	27	0
8	Thomas,D	YOR	14	346	24.7	34	0	8	Weems,E	NJ	10	10	78	7.8	14	0
9	Thompson,D	GEO	21	517	24.6	62	0	9	Ervin	VV	11	8	84	7.6	14	0
10	Harris,D	TOR	15	369	24.6	36	0	10	Rogers,C	BRX	21	11	156	7.4	17	0
11	Smith-Schu	VV	12	293	24.4	34	0	11	Sherels	BUD	13	2	96	7.4	63	1
12	Tate,B	BUD	15	366	24.4	47	0	12	Tate,B	BUD	14	7	103	7.4	14	0
13	Weems,E	NJ	21	492	23.4	40	0	13	Landry	GEO	17	13	124	7.3	16	0
14	Peppers,J	ERI	27	615	22.8	40	0	14	Ginn Jr.	SC	18	12	129	7.2	18	0
15	Roberts,A	LAK	17	387	22.8	60	0	15	Hester	MOH	19	8	136	7.2	19	0
16	Hill,T	TOR	10	223	22.3	38	0	16	Beckham Jr	SS	16	9	109	6.8	13	0
17	Smallwood	SS	23	512	22.3	101	1	17	Amendola	YOR	24	7	162	6.8	15	0
18	Switzer	PIC	11	242	22	50	0	18	Edelman	AUR	14	5	91	6.5	13	0
19	Clement	SBE	16	350	21.9	54	0	19	Roberts,A	LAK	17	19	110	6.5	10	0
20	Ginn Jr.	SC	10	217	21.7	61	0	20	Royal	BRH	21	7	127	6	83	1



RUSHING LEADERS								RECEIVING LEADERS							
Rk	Player	Team	Att	Yds	Ave	Lg	TD	Rk	Player	Team	No	Yds	Ave	Lg	TD
1	Howard,J	SBE	219	1113	5.1	50	5	1	Crabtree	NJ	73	731	10	58	2
2	Elliott,E	VV	216	968	4.5	95	8	2	Hilton	DTL	60	1071	17.9	75	11
3	Johnson,D	BUD	188	910	4.8	36	2	3	Landry	GEO	57	649	11.4	63	5
4	Ajayi	MOH	197	907	4.6	53	3	4	Edelman	AUR	56	749	13.4	68	10
5	Crowell	NJ	189	871	4.6	31	5	5	Jeffery	BRH	56	835	14.9	46	6
6	Bell,L	LAK	182	842	4.6	54	3	6	Hopkins,D	BRH	55	897	16.3	58	5
7	Freeman,D	PIC	149	791	5.3	59	8	7	Diggs	BUD	53	541	10.2	30	2
8	Fournette	BRX	143	741	5.2	24	9	8	Adams,D	AUR	52	990	19	53	10
9	Murray,D	TOR	195	714	3.7	39	5	9	Brown,A	TCT	51	696	13.6	45	7
10	Blount	COW	142	700	4.9	43	8	10	Cooper,A	VV	50	708	14.2	47	5
11	Hunt,K	SEA	179	653	3.6	58	2	11	Baldwin	SS	48	618	12.9	60	3
12	Hyde,C	DTL	131	645	4.9	39	5	12	Evans,M	COW	47	633	13.5	54	4
13	Gordon,M	TCT	134	637	4.8	53	5	13	Kerley	SC	46	532	11.6	39	2
14	McCoy,L	GEO	151	604	4	42	7	14	Beckham Jr	SS	44	611	13.9	42	5
15	Miller,L	CHP	153	588	3.8	55	2	15	Olsen	CHI	43	486	11.3	63	2
16	McCaffrey	CHI	127	583	4.6	34	1	16	Nelson,J	ERI	41	468	11.4	62	5
17	Cook,D	STC	128	581	4.5	32	4	17	Davis,C	SC	41	571	13.9	81	3
18	Mathews,R	BRH	92	520	5.7	37	7	18	Fitzgerald	COW	41	414	10.1	39	2
19	Ingram,M	VV	96	492	5.1	55	5	19	Wallace,M	ICC	40	673	16.8	54	5
20	Foreman,D	SS	91	471	5.2	34	1	20	Ertz	YOR	40	441	11	32	2
21	Mariota	BRX	52	451	8.7	43	5	21	Thomas,D	BUD	40	434	10.9	39	3
22	Dixon,K	SS	90	446	5	24	1	22	Rudolph	AUR	39	422	10.8	29	5
23	Stewart	BRH	96	433	4.5	21	3	23	Jones Jr.	CHI	39	688	17.6	65	7
24	Gore	STC	119	419	3.5	27	3	24	Lee,M	ICC	37	613	16.6	54	6
25	Henry,D	YOR	101	409	4	22	3	25	Matthews,J	LAK	37	438	11.8	46	3

INTERCEPTION LEADERS								SACK LEADERS				TACKLE LEADERS			
Rk	Player	Team	No	Yds	Ave	Lg	TD	Rk	Player	Team	No.	Rk	Player	Team	No.
1	Collins,L	SBE	4	56	14	51	1	1	Miller,V	YOR	12	1	Mack	SEA	87
2	Peters,M	SBE	4	45	11.3	24	0	2	Morgan,D	SBE	10	2	Ogletree	ICC	82
3	Worley	SS	4	100	25	61	1	3	Ingram,M	VV	9	3	Wagner,B	TCT	70
4	Brown,Z	ERI	4	19	4.8	13	0	4	Bosa	ERI	9	4	Alexander	TCT	69
5	Smith,S	GEO	4	52	13	27	0	5	Young,W	AUR	9	5	Lee,S	LAK	63
6	Demps	BRH	3	31	10.3	14	0	6	Beasley Jr	GEO	9	6	Dansby	AUR	62
7	Burns,A	BRX	3	60	20	37	0	7	Atkins	YOR	8	7	Brown,Z	ERI	61
8	Boddy-Calh	MOH	3	120	40	44	2	8	Flowers,T	ERI	8	8	Timmons	YOR	61
9	Watt,T	COW	3	116	38.7	53	1	9	Kerrigan	COW	8	9	Haden	SC	61
10	Gay,W	YOR	3	81	27	42	0	10	Ogbah	BRX	8	10	Foster,M	BRH	59
11	Butler,D	GEO	3	29	9.7	15	1	11	Donald	MOH	7	11	Vernon	SEA	57
12	Rodgers-Cr	DTL	3	34	11.3	34	0	12	Campbell,C	BUD	7	12	Posluszny	SS	57
13	Williams,S	TOR	3	60	20	35	0	13	Harrison,J	NJ	7	13	Shaw,J	BRX	56
14	Compton,W	TOR	3	36	12	19	0	14	Griffen	PIC	7	14	Jones,D	SBE	56
15	Abdul-Qudd	SS	2	13	6.5	13	0	15	Jenkins,Jo	STC	7	15	Woodyard	ERI	56
16	Jenkins,J	BRH	2	38	19	21	0	16	Garrett,M	ERI	7	16	Harrison,J	NJ	55
17	Hall,L	CHP	2	57	28.5	48	0	17	Clark,F	BRX	7	17	Kendricks	PIC	55
18	Mosley	CHP	2	33	16.5	23	1	18	Hunter,D	TCT	7	18	Bradham	TCT	55
19	Collins,J	CHP	2	21	10.5	21	0	19	Harris,C	PIC	6	19	Murphy,T	DTL	54
20	Jackson,A	STC	2	47	23.5	24	0	20	Williams,K	TCT	6	20	Collins,J	CHP	54

SCORING LEADERS													
Rk	Player	Team	FG	XP	2Pt	Run	Rec	Int	KR	PR	Fmb	Sf	Tot
1	Lutz	AUR	13	40	0	0	0	0	0	0	0	0	79
2	Tucker	ICC	17	24	0	0	0	0	0	0	0	0	75
3	Succop	CHP	17	19	0	0	0	0	0	0	0	0	70
4	Hilton	DTL	0	0	0	0	11	0	0	0	0	0	66
5	Catanzaro	BRX	11	31	0	0	0	0	0	0	0	0	64
6	Edelman	AUR	0	0	1	0	10	0	0	0	0	0	62
7	Adams,D	AUR	0	0	0	0	10	0	0	0	0	0	60
8	Bailey,D	CHI	13	21	0	0	0	0	0	0	0	0	60
9	Sturgis	PIC	11	24	0	0	0	0	0	0	0	0	57
10	Crosby	SBE	13	17	0	0	0	0	0	0	0	0	56
11	Mathews,R	BRH	0	0	1	7	2	0	0	0	0	0	56
12	Gonzalez	TOR	13	16	0	0	0	0	0	0	0	0	55
13	Elliott,E	VV	0	0	0	8	1	0	0	0	0	0	54
14	Folk	VV	11	21	0	0	0	0	0	0	0	0	54
15	Freeman,D	PIC	0	0	0	8	1	0	0	0	0	0	54
16	Sanders,E	BRX	0	0	0	0	9	0	0	0	0	0	54
17	Fournette	BRX	0	0	0	9	0	0	0	0	0	0	54
18	McCoy,L	GEO	0	0	1	7	1	0	0	0	0	0	50
19	Dawson	DTL	8	26	0	0	0	0	0	0	0	0	50
20	Gano	YOR	12	13	0	0	0	0	0	0	0	0	49
21	Blount	COW	0	0	0	8	0	0	0	0	0	0	48
22	Lee,M	ICC	0	0	0	0	6	0	2	0	0	0	48
23	Zuerlein	LAK	8	23	0	0	0	0	0	0	0	0	47
24	Vinatieri	SS	9	20	0	0	0	0	0	0	0	0	47
25	Janikowski	MOH	10	16	0	0	0	0	0	0	0	0	46
26	Hauschka	STC	10	14	0	0	0	0	0	0	0	0	44
27	Santos	GEO	9	17	0	0	0	0	0	0	0	0	44
28	Brown,J	BUD	8	20	0	0	0	0	0	0	0	0	44
29	Gordon,M	TCT	0	0	0	5	2	0	0	0	0	0	42
30	Novak	COW	8	18	0	0	0	0	0	0	0	0	42

KICKING LEADERS										PUNTING LEADERS									
Rk	Player	Team	FGA	FGM	FG%	40	50	Lg	Pts	Rk	Team	Team	No	Yards	Tb	20	Lg	Bk	Ave
1	Lutz	AUR	15	13	86.7	5	0	48	79	1	Lee,A	MOH	41	2032	6	12	79	0	49.6
2	Tucker	ICC	22	17	77.3	11	4	56	75	2	McAfee	BRX	35	1714	8	13	57	0	49
3	Succop	CHP	19	17	89.5	4	1	51	70	3	Morstead	DTL	35	1683	3	14	57	0	48.1
4	Catanzaro	BRX	13	11	84.6	2	0	44	64	4	King,M	TOR	50	2402	5	16	60	0	48
5	Bailey,D	CHI	16	13	81.3	4	2	50	60	5	Jones,D	YOR	38	1810	4	18	60	0	47.6
6	Sturgis	PIC	14	11	78.6	4	1	51	57	6	Lechler	STC	48	2278	1	21	56	0	47.5
7	Crosby	SBE	16	13	81.3	4	2	54	56	7	Martin,S	LAK	38	1790	7	19	60	0	47.1
8	Gonzalez	TOR	19	13	68.4	5	2	54	55	8	Hekker	COW	44	2067	0	20	65	0	47
9	Folk	VV	13	11	84.6	3	1	50	54	9	Berry,J	SS	41	1915	0	11	55	0	46.7
10	Dawson	DTL	12	8	66.7	1	0	45	50	10	Nortman	BRH	42	1944	4	14	64	0	46.3
11	Gano	YOR	19	12	63.2	0	0	38	49	11	Colquitt,B	SEA	62	2869	1	17	64	0	46.3
12	Vinatieri	SS	11	9	81.8	2	0	44	47	12	Jones,C	TCT	60	2774	1	16	56	1	46.2
13	Zuerlein	LAK	12	8	66.7	4	1	54	47	13	Bosher	VV	35	1614	0	15	57	0	46.1
14	Janikowski	MOH	15	10	66.7	3	1	51	46	14	Anger	ICC	38	1739	1	18	56	0	45.8
15	Hauschka	STC	17	10	58.8	4	2	53	44	15	Huber	CHP	46	2093	2	18	57	0	45.5



with  
**Arpin Plunderflunder**

### Week 9 Analysis

Be mindful that first string RBs like **David Johnson** (19FP), **Lamar Miller** (16FP) and **Christian McCaffery** (7FP) get their teams into position but often defer to back-ups like **Tim Hightower** (14FP), **Rob Kelley** (6FP) or their QBs to put it in the end zone.

My Smart Play for Week 9, **Mike Wallace** (17FP), had a good day as expected, reviving **Russell Wilson's** (22FP) flagging numbers of late.

When picking defences, follow the offences: the top three this week, **Charleswood Defence** (17FP), **Durham Defence** (17FP) and **Bruxelles Defence** (15FP), each faced low-ranking or struggling offences.

**Cam Newton** (17FP) came out of nowhere in relief of **Drew Brees** (7FP) to finish 7<sup>th</sup> overall in the QB category on just 29 snaps. He gained more yards rushing than passing. Don't expect this to be a regular substitution.

There were no long FGs (50+) in Week 9. More teams are gambling on 4<sup>th</sup> & short outside the 32-yard line, but long legs like **Justin Tucker** (11FP) are still valuable.



### Who's Hot?

#### **Matt Ryan (AUR)**

31 – 44, 355yds, 5 TDs, **38FP**  
After two "off weeks" outside of the Top 3, Mustang gun-slinger back in no.1 form.

#### **LeGarrette Blount (COW)**

20 – 121, 2 TDs, **24FP**  
Led all RBs in Week 9. Nose for the end zone has him rising up draft boards.

#### **Alshon Jeffery (BRH)**

10-169, 3 TDs, **35FP**  
Hot & Cold WR sets new high for heat. Can he keep this torrid pace?



### Who's Cold?

#### **Brandon Marshall (BUD)**

0-0, 1 target, 1 drop, **0FP**  
Former WR stud is nothing more than a bit player in the new Budapest game plan.

#### **Devonta Freeman (PIC)**

9 – 13 / 13, 0 TDs, **3 FP**  
What gives? The Spartans' heir to Chris Johnson is not living up to the hype.

#### **Aaron Rodgers (SBE)**

12 – 19, 125yds, 1TD, **1INT 6FP**  
Nobody needs reminding, but worth noting that FP output fell against EFL's worst D.

## QUESTION OF THE WEEK

***I am in a position weekly draft league. This week I get first pick at WR. TY Hilton or Davante Adams? – Bill (Windsor)***

Interesting. TY will be up against Jalen Ramsey and the statistically worst defence. But Drew Brees has been hot & cold. Davante Adams has a better match-up against Ronald Darby but the defence has a good pass rush and Edelman will get action. Take TY.

SMART  
PLAY



**Dak Prescott, QB (CHI).** With AJ Green back and Mohave corner Kevin Johnson questionable, there will be many opportunities to air it out and expect that the Convicts will do just that.





# AROUND THE



## With Spats McChad

NEW YORK – My long-time readers may recall that I tend to become unsettled during Week Nine; precisely why this is so escapes me. Possibly the change in weather from crisp, exhilarating Fall, to the dankest chill of 1-degree above freezing just prior to the first snowfall has something to do with it. Perhaps I'm just worried that I have not started my Christmas shopping yet. Perhaps it is because there is no natural milestone associated with Week Nine upon which to fix one's bearings or sharpen one's creativity, other than it being simply "Week Nine" – the first week after the halfway point of the season. Perhaps, in the case of this particular football season, the halfway point has already rendered its verdict on the shape of the post-season; and it is a depressingly familiar one.

A few faces at the top of the pack have changed, but the song remains the same. Two teams are pre-destined to compete for the Atlantic Conference crown and it should be obvious by now that they will be Scarborough and Aurora, with the latter ultimately prevailing. Budapest will make a lot of noise but will be eliminated by one of the above because it will not be able to pass against Scarborough and won't be able to keep pace with Aurora. (My pre-season prediction of a Durham title is hereby humbly withdrawn and hopefully I will not need to mention it again).

In the Pacific Conference a three-team lottery will decide who will be foil for Aurora's *Quest for Dynasty*. This is a real lottery, with Lady Luck entrusted with the honour of deciding which one of Bruxelles, Brooklin and Iowa City will land the role of supporting actor in "Mustangs II," set to premiere at Camelot in March, 2018. Seeing as Lady Luck has been firmly in Bruxelles' corner so far this year, I am putting my money on them. A possible rematch between the protagonists of the 2014 Final is one of the few tantalizing outcomes still possible that would salvage my rapidly dwindling interest in a season beset with mediocrity and sometimes outright incompetence.

I hope I am wrong. I wish for an uplifting, feel-good triumph of the spirit to occur that will take the rest of the regular season and playoffs by surprise: a heart-warming tear-jerker, like **Aaron Rodgers** winning his battle with addiction and returning to 2010 form just in time to lift the Dragons' curse and regain a lost love; or the revelation that the secret brain tumor that has been causing **Drew Brees** to intentionally the ground the ball and throw multiple interceptions every game is in remission, allowing the Thunder Lizards to ride his arm to their first Championship; or **Tom Brady** single-handedly and heroically willing his offence of misfits to the Final in the year Camelot hosts the Gale Sayers Game..... There are many story lines that would bring a tear to this jaded eye. But in the more likely scenario, where **Matt Ryan** continues to catch his opponents asleep in the secondary and the Bombers' **Marcus Mariota** keeps playing like a modern-day **Steve Young**, we must continue to find our pleasure in the manifold little sideshow dramas that unfold each week off the main stage. Some are funny; some are strange; some are sad. What follows is one of each:


### DENOUEMENT IN MOHAVE

At least the wildcard spots in each conference are up for grabs. The non-division-winning teams that screw up the least over the next 7 weeks will earn those spots. The fact that the dysfunctional Mohave Hellfire remain well in the hunt underscores the shambolic nature of this battle for a post-season lottery ticket. The Hellfire have looked markedly unimpressive in blundering their way to a 4-4 record over the first 8 weeks of the season. Ironically, that they remain relevant is somewhat impressive given their mode of play to date. But the fans are not believers. Neither is coach and owner, **Bobby Elder**, who has been caught on camera a few times playing video poker with his I-phone on the sidelines during games he is supposed to be coaching. Nor, according to inside sources recently come to light, are members of the Board of *Hellfire Consultants Ltd.*, the obscure holding company that owns the Hellfire as well as various other murky business interests throughout the world.

A well-known but controversial local Mohave sports blogger named **Jack Wannabe** was the first local reporter to write about Hellfire Consultants preparing to divest themselves of the team. The scoop, broken in the week leading up this Sunday, was a minor bombshell due to the fact that getting anything better than glib communications out of Hellfire Consultants was considered impossible. But apparently somebody on the inside of the Hellfire Board is against the idea of selling the team and was hoping to stoke a grassroots movement of support for keeping it in Mohave by leaking the plans to the Press. This move backfired by revealing that there is, in fact, only lukewarm interest in the team locally. With the illegal Mexican fans continuing to avoid the games due to the policies of the Trump Administration and FLAME still leading its now 5-year boycott, the team

has felt compelled to prop up dwindling local attendance by selling cheap tour and ticket packages in Las Vegas and luring tourists at the Grand Canyon with two-for-one ticket deals and half-priced helicopter rides to the stadium.

This Sunday, prior to the Hellfire's home date against the Iowa City Cubs, a planned demonstration to demand that Mohave County intervene to protect the team from the intentions of its owners drew only 16 diehard Hellfire fans, led by local beef jerky maker, **Jack Locklear**. It was quite a preposterous sight to see Jack, his wife, their 8 adult children and 6 grandchildren, all wearing Hellfire jerseys and other team paraphernalia, holding up signs and chanting slogans in front of two dozen reporters, a full platoon of riot police and a section of paramilitaries from the private security firm, *S.A.T.A.N.* (Special Applications and Tactical Assessment Network), a firm under the umbrella of *Hellfire Consultants Ltd.* The odd



The half-empty stands of the Fiery Depths in Mohave during the Week Nine match-up between the Mohave Hellfire and the Iowa City Cubs. The fans in attendance experienced a rarity: a competitive and exciting game against a quality opponent.

sympathetic drunken tailgater would blast a horn or yell out a slogan from a distance, but anyone inclined to join the Locklears in their family demonstration thought better of it due to the menacing presence of *S.A.T.A.N.*, whose members looked like space age storm troopers in their black reflective helmets, full body armour and.... were those laser guns they were carrying?

*"Me and m' family have bin rootin' for the Hellfire through thick and thin for 11 years! We bleed red!"* Jack explained to local TV reporter, **Chaz Gomez**, oblivious to the danger he was in. *"All of my grandchill'n 'r named Andrew – even the girls! My dog's name is Lucky! I don' know what we'd do on Sunday if they took our Hellfire away! I'd be so mad I might just have to shoot up the town!"*

Locklear, whose dried beef products, marketed under the brand name *Jack's Jerky*, are sold at gun stores and gun clubs across three States, boasts that he has the largest personal collection of legal automatic weapons in the Southwest and has membership in every gun club within 200 square miles of Kingman. He certainly has access to guns. But since his right to own them is considered more important in the Kingman area than pre-emptive action based on any well-founded concerns about what he might do with them, all we can do is cross our fingers that he doesn't do anything crazy if the Hellfire are moved out of Mohave.

But other than a mass shooting, it would appear that life would go on, (at least for those not caught in the line of fire), if the Hellfire were to move. According to a very special source, the entity that bankrolls investment in the Hellfire Group of companies is going to make sure that happens as early as next year. Smarting from losses incurred by financing failed rebel groups in Syria and from now unrecoverable "donations" to the Clinton Foundation, **Mr. Sammael Mastema Baphomet** of the arcane Bank of West Hades is determined to restructure financing of *Hellfire Consultants Ltd.* and to shift priorities. This will involve, I am told, sale of the Hellfire to fund research into a pathogen to wipe out the Russian race. This sounds far-fetched. But in these days of hysteria about Russia, not seen since the days of McCarthy, it is not out of the question that there would be a buyer willing to pay big bucks for such an evil weapon.

With all of the farce and evil going on in the media and behind the scenes; and with their coach playing video slots on his phone and occasionally barking out orders to his players using that *'Crazy Helium Voice Changer'* app, it was remarkable and in a strange way sad to see the home team put in a spirited and indeed "fire-y" performance against the West Division leading Cubs.

In a simultaneously invigorating and demoralizing 23-22 loss, the Hellfire, as they tend to do on occasion and without warning, looked like a good football team this week. Of course, they would like to replay that final defensive series – minus the personal foul penalty against **A.J. Klein**, and with a little more attention to Cubs running back **James Conner** and containment of **Russell Wilson** in the pocket – but any day that you force the Cubs' indomitable quarterback to use his magic powers to save a game in the dying seconds is a good day at the office, no matter who you are. It was impressive that it was not Cub's mistakes, but rather the Hellfire making plays that put them in a position to blow the game late. **Jay Ajayi** and **Tevin Coleman** slipped tackles in compiling 151 yards rushing. **Andrew Luck** looked closer to his old self with 202 yards on 19 completions and a touchdown pass. **Jordan Hicks** was a tackling machine and **Jimmie Ward** flew around the secondary like his cleats were on fire. The fans who witnessed it – less than half the stadium capacity of 66,666 with half of those Cubs fans from Iowa – were into the game in way not often seen this far into a Hellfire campaign.

We tend to lose true appreciation for the things that are given to us. Only when they are taken away, do we know their value.



## WE'RE NOT WORTHY

In an important cross-divisional showdown at Optimist Park in Brooklin, the home town Hawks got three touchdown-passes from **Alex Smith** to **Alshon Jeffery** to prevail over the Chino Convicts, 20-16. If one were to look solely at the team statistics for both squads without knowing the score, one would invariably draw the conclusion that Chino had won the game. The Convicts had the edge in 1<sup>st</sup> downs (24 to 14); net yards (500 to 297); trips to the red zone (5 to 1); and time-of-possession (39.5 to 20.5); yet fell short in the most important category of them all: points.

Hey, that's football! For those who actually watched the game it was a clear case of the Hawks making the most of their opportunities – which included the game's only turnover, a devastating fumble by **Dak Prescott** at the Brooklin 6 that was returned 32 yards and led to the second Hawks' TD – and the Convicts squandering theirs. Having to settle for field goals on 3 of 5 trips to the red zone and missing on 4 of 5 4<sup>th</sup>-down conversion attempts carries a price against a team like the Hawks that can strike from afar.

Yet, in a bizarre post-game press conference, Hawks' coach **Tom Jones** put on his best impression of penitent, self-flagellating monk by denouncing his team's victory.

*"This was not the kind of win we strive for as a team," he began, his stern countenance radiating revulsion. "That we were rewarded for this performance with a victory is outrageous. This shows, in my opinion, the flaw in the points system. We were beaten in every way, except on the scoreboard; and that's wrong! I am disgusted, frankly.....and I apologize to the Convicts players and their fans for the three lucky touchdowns we scored. They deserved better; we deserved to lose. It's that simple."*

With that, Jones left the podium, saying that he did not wish to dignify his team's victory any further by devoting any more time to it, as reporters yelled out questions at his turning back.

This is not the first time Jones has publicly challenged the legitimacy of his team's victories. However, in the previous case he was critical of the referees – something most of us can generally agree on. This time he disowned the winning effort of his players – something that will probably not go down well inside the Hawks' locker room. To my eyes, on those touchdowns Jeffery looked like an elite receiver and Smith looked like a passing surgeon; while the Convicts looked shaky in the clutch. The better team won.

## THE CURSE OF SPATS AND THE POWER OF SPARTA

I think I may have acquired a new power along with my new-found wealth: the ability to curse a team. Accustomed to being right, or nearly right, on everything football-related, nobody is more shocked than I am at how wrong I was about the Durham Thunder Lizards and the Pickering Spartans. The only reasonable explanation I can think of is that, by *correctly* identifying them as contenders with a lock on the playoffs, I have inadvertently placed a debilitating curse upon them. Could it be that Fortune, having bestowed unexpected wealth upon me, has extracted an, until now, hidden price? Have the Unseen Powers fixed a gag on me that I may not speak what I know to be true without altering its truth? Is this Fate's way of pushing me to leave my football world to pursue greater matters?

I am not ready to let go of football until I know for sure if I have, indeed, acquired the *Power of Curse*. If I have, the curse seemed to be in full force this week at Stone Pony Shore in New Jersey, where the Spartans could do nothing right in the first half and fell behind the lowly Wrecking Balls, 5-0. When I say "nothing right," I mean, literally, "*nothing*." **Philip Rivers** was picked on the opening series; he was sacked in the end zone for a safety on the next; he was strip-sacked on the third series; the fourth was a three-and-out; on the fifth, **Caleb Sturgis** missed a 36-yard field goal; and on the sixth and final series, Rivers was intercepted again. Remember, this happened against the *Wrecking Balls*, the unluckiest team of the year so far.

But it may be that the Curse (if it is real) went too far this time. For it unleashed a far greater power: the *Power of Sparta*. Pickering coach, **Gus Konstantakos**, who has gone to extraordinary lengths in the past two years to keep his emotions in check on and off the field (for his personal safety and the safety of those within a hundred meter radius of him), finally cracked. During half time an explosion shook the ground at Stone Pony that had the roughly 8,000 fans in attendance panicking that a terrorist attack had been unleashed. The tremors from the blast could be felt 800 yards away on Ocean Avenue. Police and Security descended on the stadium. The Governor was notified and the National Guard placed on stand-by. A call went out to the White House.

But it was no terrorist attack. It was no gas explosion. It was no earthquake. It turned out to be result of **Gus Konstantakos'** head exploding. A preliminary investigation has revealed that after Gus had delivered a blistering tirade to his players, he retired to his office, donned his ceremonial set of Spartan battle armour and sharpened his ceremonial spear, to make good on his threat to impale **Philip Rivers** if he threw another interception. At some point after he donned his helmet, but prior to picking up his spear, his head exploded with such force and heat that it ballooned the helmet to triple its normal size and created a great sonic boom that sent shock waves through the building, shattering glass and knocking people off their feet.

Fortunately, nobody was seriously injured in the explosion, except for Gus himself. His skull was totally blown off, leaving a throbbing, naked brain bathed in an eerie blue light in plain view of shocked emergency responders. "*Kill, Kill, Kill, Kill.....*," he was reported to have uttered as a medical team placed him on a gurney and whisked him away to hospital. Paramedics retrieved fragments of his skull and placed them in a special bag. At last word he was listed in '*Supernatural Condition*' – a rarely-used medical term for patients who should be dead *and* are showing symptoms of a supernatural force keeping them together – in the trauma unit of Hackensack Meridian Health Centre in New Jersey Shore.

Back on the field, Spartans' Defensive Coordinator, **General Pausanias**, took over coaching duties in the 2<sup>nd</sup> half. Rivers recovered his better form, throwing two TD passes, while the defence held as the Spartans went on to a 14-5 victory. Could the curse (if it is real) have been lifted by the *Power of Sparta*? Is Gus' head exploding a turning point in the season? Time will tell.....



# BUG THE BOOKIE!

## JIMMY THE GEEK GIVES YOU HIS PICKS FOR WEEK TEN EFL ACTION

*Your source for fantasy and on-line betting solutions*



RECORD VS THE SPREAD AFTER WEEK 9:

59-46-3

### *Jimmy's WEEK TEN PICKS*

#### **ST. CHARLES @ SEATTLE (line – CHARGERS by 3)**

**INJURIES:** St. Charles – Bryce Callahan (OUT), Morris Claiborne (OUT). Seattle – Senio Kelemete (PROBABLE), Luke Joeckel (OUT), Derek Newton (OUT), Scooby Wright III (IR).

The Chargers are 0-4 on the road but such is the futility of their opponent that they are 3-point favourites as visitors. For my money they should be more. The Pilots got their passing game going last week against the Bombers with a 164-yard output, the most since a Week One 183-yard barrage against the Cubs. Kareem Hunt has been running through quicksand since a Week Four command performance against woeful New Jersey. I don't need to belabour the point; the Pilots cannot move the ball. But the defence is okay and capable of holding off a Charger offence that has been hit-and-miss all season. They were "miss" last week against the Knights, unable to take advantage of a nice performance by their defence in the lowest scoring game in EFL history. If they completely whiff this week, the Pilots have a chance, but it likely won't take much more than a TD to beat the spread. **PICK: ST. CHARLES**

#### **MOHAVE @ CHINO (line – CONVICTS by 6)**

**INJURIES:** Mohave – Devin Hester (OUT), Kevin Johnson (OUT), Nick Mangold (OUT). Chino – Takkarist McKinley (PROBABLE), Ryan Shazier (OUT).

Both teams are coming off tough losses, but where the Hawks had to play catch-up in the final quarter, the Hellfire blew a 9-point lead in the 4<sup>th</sup> quarter at home. The demoralizing manner of the Mohave loss will no doubt be a de-motivating factor for a team that is playing marginally above the bottom tier of the league. Despite this, they still have 4 wins and need to rebound to stay in the race. Andrew Luck, bottled up for most of the season, has an opportunity to bring his numbers closer to his historical levels against a Chino defence that has given up big chunks of yardage through the air. Dak Prescott also faces open skies against the Mohave back four so this game could easily become a shootout. Expect rare fireworks from the Hellfire to singe the Convicts. **PICK: MOHAVE**

#### **IOWA CITY @ BROOKLIN (line – HAWKS by 5)**

**INJURIES:** Iowa City – Jared Veldheer (DOUBTFUL), Vince Biegel (OUT), Lee Smith (OUT), JC Tretter (OUT); Brooklin – Rob Gronkowski (OUT), Clay Matthews (OUT), Eddie Royal (OUT).

The Hawks gave up 500 yards but just 16 points against Chino last week, setting a new high bar for bend-not-break defence. Fans will take it but the coach expects more from one of the better assemblages of defensive talent in the league. Russell Wilson is not likely to come away empty on trips to the red zone so the Hawks will have to tighten up. On the other side, Alex Smith is enjoying one of his finest seasons playing pitch-and-catch with DeAndre Hopkins and Alshon Jeffery. But for that combo to be effective against the Cubs' secondary the Hawks will need to establish the run, something teams have had success doing against the Iowa defensive line. This is a winnable game for Brooklin, but the spread seems high for teams so evenly matched. **PICK: IOWA CITY**

#### **VIRDEN @ CHARLESWOOD (line – PATRIOTS by 5)**

**INJURIES:** Virden – Eric Ebron (QUESTIONABLE), Lane Johnson (OUT), Evan Mathis (OUT), Dexter McCluster (OUT), David Morgan (OUT), Jared Odrick (OUT), Caraun Reid (OUT), Chance Warmack (OUT); Charleswood – Sammy Watkins (DOUBTFUL), Dez Bryant (OUT), Cameron Heyward, (OUT), Harlan Miller (OUT), Rob Ninkovich (OUT).

I realize the Violators have more than their share of injuries, but how Vegas calculated this line is a mystery to me. DeShaun Watson has not demonstrated control of the offence since a Week Five anomaly against the Swordfish while the defence can be expected to give up more yards on the ground with Cameron Heyward still listed as 'out' and Rob Ninkovich joining him in the infirmary. The Violators' running tandem of Ezekiel Elliott and Mark Ingram is the most prolific in football and no doubt the pair

will get another workout this week. Derek Carr is a dangerous passer who makes the most of limited options in the passing game. The only intangible, the so-called home field advantage, is not established for the Pats this year as far as I'm concerned. **PICK: VIRDEN**

### **ERIEAU @ TWIN CITIES (line – TRIUMPH by 4)**

**INJURIES:** **Erieau** – Kenny Britt (PROBABLE), Pharoh Cooper (OUT), Justin Houston (OUT), Niles Paul (OUT), Eric Reid (OUT); **Twin Cities** – Tyler Eifert (OUT), Joel Bitonio (OUT), Phillip Gaines (OUT), Melvin Gordon (OUT).

The Triumph have been waiting eight weeks for a rematch and a chance to exorcise the demon that was unleashed with that 13-sack onslaught by the Cadillac to open the season. The question is: has their coach figured out how to stop Joey Bosa & Co? I don't expect a repeat of Erieau's record-setting performance, but something half that impressive would make a huge dent in the Triumph attack and could set the stage for another upset. The problem for the Caddies is that offence of theirs that is looking a lot like last year's docile bunch of daisy-sniffers. The running game has been nowhere and does not look ready to breakout. The aerial assault has been anything but and will be even less threatening if Kenny Britt cannot go. 13 more sacks needed. **PICK: TWIN CITIES**

### **COWTOWN @ AURORA (line – MUSTANGS by 14)**

**INJURIES:** **Cowtown** – Marcell Dareus (DOUBTFUL), Julius Thomas (DOUBTFUL), Jahleel Addae (OUT), Robert Ayers Jr (OUT); **Aurora** – NaVorro Bowman (OUT), JJ Watt (OUT).

The Aurora Kool Aid is becoming very powerful indeed if people think a two-TD line is reasonable against a gritty Cowtown team that has ground its way into playoff contention after a depressing start to the season. But the gaudy numbers being posted on the scoreboard by the Matt Ryan Express, when compared with the somewhat modest numbers being hung up by Flacco & Friends, seem to support it mathematically. A perfect season for Aurora is faintly visible on fate's horizon and the Corn Kings are one of the few teams left that could, in theory, stand in the way of that hallowed goal. But with Robert Ayers and Marcell Dareus out, the prospects of stopping the Mustangs enough to allow their unsteady offence to keep pace seem remote. The Mustangs finish strong, showing the tendency to lay a couple of in-your-face TDs at the end of their victories – even the hard-fought ones. **PICK: AURORA**

### **SCARBOROUGH @ GEORGIA (line – BLUE EAGLES by 2)**

**INJURIES:** **Scarborough** – Deion Jones (PROBABLE), La'el Collins (OUT), Ryan Kalil (OUT), Charles Sims (OUT); **Georgia** – Jourdan Lewis (DOUBTFUL), Jimmy Smith (OUT).

The Conference Finalists for the Win Ugly Trophy go head-to-head in an important but probably unwatchable game for anyone who isn't a fan of one of these teams. At least we know how the Blue Eagles are winning; their top-ranked defence is punishing to pass against and good enough not to get gouged on the ground. The Glads, when they win, do so with a peculiar Big Ben brand of sleight of hand where the appearance of bumbling catches defences off guard and allows for big plays seemingly out of nowhere. The Blue Eagles defence cannot afford to let its guard down, however. Aaron Rodgers continues to accomplish the bare minimum and workhorse Jordan Howard will tire soon at his current pace. The wildcard here will be LeSean McCoy – he could find room to run against the Eagles' base nickel defence. Even so, expect an under-40 total and a 3-point Eagle win. **PICK: SCARBOROUGH**

### **SOUTH CAROLINA @ SEBASTIAN (line – REGULATORS by 3)**

**INJURIES:** **South Carolina** – Ameer Abdullah (OUT), Keenan Allen (OUT), Ladarius Green (OUT), Jeff Heurman (OUT); **Sebastian** – Denzel Perryman (DOUBTFUL), CJ Anderson (OUT), Arik Armstead (OUT), Shawn Lauvao (OUT), Haloti Ngata (OUT), Mike Pouncey (OUT), Justin Pugh (OUT), Delvin Breaux (IR), Shariff Floyd (IR).

Luke Kuechly returns to find his team riding a four-game losing streak but surprisingly still in the hunt for a playoff spot. As patchwork as the Regs have looked they have kept their noses above the water line and hope that the return of their defensive captain will provide a lifeline to a deteriorating run defence. While Kuechly is a vital reinforcement, it is a stretch to think that makes the Regs favourites on the road against a combative Swordfish squad that has weapons in the passing game and isn't afraid to gamble. Wendell Smallwood was a find last week in their barn-burner against Aurora but what that means for the run game this week remains to be seen. Expect the Fish to attempt a shootout and the Regs to break it up and turn it into an ugly slog. **PICK: SEBASTIAN**

### **TORONTO @ DURHAM (line – THUNDER LIZARDS by 10)**

**INJURIES:** **Toronto** – Aaron Williams (DOUBTFUL), Corey Linsley (OUT), Craig Mager (OUT), Halapoulivaat Vaitai (OUT); **Durham** – Terron Armstead (OUT), Quan Bray (OUT), Kam Chancellor (OUT), Eric Decker (OUT), KJ Dillon (OUT), Eddie Goldman (OUT), Theo Riddick (OUT), Geno Smith (OUT), Kevin White (OUT);

Largely unnoticed in Week Nine was how close the Wolverines came to knocking off the Blue Eagles. Landon Collins made a play in the end zone or the outcome might have been different. Despite Vegas thinking otherwise, the Lizards will not be taking Toronto lightly – they know what it is like to be bitten by an underdog and they have injuries and a curiously erratic quarterback to burden

them. Unable to stop anybody, Toronto's defence has lived off turnovers this year. Drew Brees has been liberal with the football in his efforts to force it to TY Hilton. Could another perfect storm *à la* NJ be brewing at Jurassic Park? Not likely. **PICK: DURHAM**

### **YORK @ PICKERING (line – SPARTANS by 5)**

**INJURIES:** **York** – Danny Amendola (PROBABLE), Josh Doctson (OUT), Brandon Flowers (OUT), Eddie Lacy (OUT), DeAndre Levy (OUT); **Pickering** – Tyvon Branch (OUT), Ronald Leary (OUT).

If the theory of momentum carries any weight in football reality the Spartans will not be enjoying its benefits after a lame victory over the Wrecking Balls that has everyone talking about how horrible Philip Rivers looked in the first half. We all know he is capable of such performances – and recovering from them as he did in the 2<sup>nd</sup> half – but the coincidental ineptness of Devonta Freeman came as a surprise. The Spartans will have to do better. Few have noticed but the Excaliburs' defence is quietly no.2 in the league in efficiency and performing well in both phases. This is due to the efforts of two men – Von Miller and Geno Atkins – who are literally carrying the defence on their shoulders. Expect this to be a close, low-scoring game with Tom Brady reminding us that he is on the team as well. **PICK: YORK**

### **NEW JERSEY @ BUDAPEST (line – NORTH STARS by 16)**

**INJURIES:** **New Jersey** – Derrick Johnson (PROBABLE), Rodger Saffold (QUESTIONABLE), Craig Robertson (OUT); **Budapest** – Jaye Howard (QUESTIONABLE), Kyle Long (QUESTIONABLE), Brian Hoyer (OUT).

I got burned last week falsely spotting a trap game in Seattle that turned out to be a trap for me. Many of the same elements are present in this blatant mismatch, with the New Jersey offence looking impossibly bad against the Spartans last week – scoring only 3 points while piling up 22 1<sup>st</sup> downs and 36:23 of ball possession – while the North Stars looked firmly in control against a good York defence. One notable takeaway from the Spartan debacle was how the New Jersey defence finally played like the defence they paid for in the off-season. If this was not a blip, but a sign of gelling, it could have an unexpected impact on this game. The Balls don't have to score 16 points to beat the spread, just hold Tyrod Taylor and the Stars to under. **PICK: NEW JERSEY**

### **BRUXELLES @ LOS ANGELES (line – BOMBERS by 3)**

**INJURIES:** **Bruxelles** – Bud Dupree (OUT), Matt Kalil (OUT), Jason Verrett (OUT), Dede Westbrook (OUT); **Los Angeles** – Jordan Mathews (PROBABLE), Michael Bennett (OUT), Deone Bucannon (OUT), Reshad Jones (OUT).

Marcus Mariota has discombobulated every defence he has faced, whether with his arm or with his legs, but he faces a stern test this week on the road against the Blue Shield. The heart of LA football is beating stronger since it contained a dangerous Brooklyn squad in Week Six. The defence was the difference last week in St. Charles as well, so expect it to play a role here in containing the Bombers' secret weapon, Leonard Fournette and putting Mariota into more 3<sup>rd</sup> and long situations than he would like. While the Bombers are unlikely to be stopped completely, they can be slowed down to a pace the conservative LA attack can more easily match. However, at some point Andy Dalton will have to take some shots. Expect him to hit a few. **PICK: LOS ANGELES**



CHANNEL  
**ANCIENT HISTORY**  
CHANNEL  
PRESENTS

*This Week in EFL History*  
*With Professor*  
*Sterling Smitherman*

**FROM THE EFL ARCHIVES** – In Week Nine of the 2011 EFL Season, the oft-ignored Regulators (2-7) gained national attention by upsetting the previously undefeated LA Knights (8-1) by the very Knight-like score of 17-7. Both defences played a suffocating style in keeping the score 7-7 going into the 4<sup>th</sup> quarter. The Regs won a long field position battle in the 3<sup>rd</sup> and it paid off in the 4<sup>th</sup> with the go-ahead FG by **Nate Kaeding** from 35 yards. **Frank Gore** made a play on a short hitch from **Jason Campbell** for a 47-yard TD to ice the win. Pundits *en masse* scrambled to jump off the Knights' bandwagon anticipating a derailed offence.

Today it is hard to imagine a time when **Matt Ryan** was struggling to establish himself on an unimpressive team that, all the same, managed to underperform on modest expectations. But it certainly was news in 2011 when Ryan threw for 359 yards and 1 TD to lead his Garland Mustangs (2-7) over the Iowa City Cubs (3-6) 13-10 in a driving rain storm. The Cubs' main weapon then was RB, **Arian Foster**, who led the league in rushing. The slippery field in Garland caused problems for Foster, who rushed for just 76 yards. In the ensuing passing duel between Ryan and **Sam Bradford**, the future Aurora star won handily. Back then, it was a surprise.

In contender news, the Blue Eagles (6-3) rebounded from a lethargic performance the week before with a resounding 30-17 victory over the Undertakers (5-4). Death Valley's 'Fearsome Foursome' was exactly what **Aaron Rodgers** needed to revive his flagging passing numbers.

The Gladiators (6-3) kept pace with Scarborough with a grueling 17-3 win over Chino (4-5). **Cam Newton** passed for 65 yards in that game, prompting calls for **Jay Cutler** to start, which wouldn't have helped. It was by now becoming obvious that the QB "battle" in Chino was between unarmed men.