

2017



WEEK

11



EFL

ELITE FOOTBALL LEAGUE

In our 11th season and still going strong!

December 31, 2017

2017



WEEK

11

EAST



CENTRAL



WEST



NORTH



COASTAL



SOUTH



WHO DAK?!



Dak Prescott

Chino Convicts

Chino QB, **Dak Prescott** (left) side steps a converging Budapest defender before dumping the ball to **Christian McCaffery** in 2nd quarter action in Chino. The play went for 42 yards and set up the first of 3 TDs by Prescott on the day (1 rush and 2 pass) as the Convicts surprised the Stars 21-18.

In other EFL action the Durham Thunder Lizards won a barn-burner by the score of 35-34 over the Pats at Jurassic Park. **Spats McChad** reviews the all of the crazy action in his weekly column.

Also inside this issue: **Spats McChad** rings in the New Year with a vow not to try and predict what will happen in 2018; **Arpin Plunderflunder** gives you his smart pick for Week 12 – and it's a really smart one; and **Jimmy the Geek** breaks down the playoff picture and gives you the inside track on Week 12 games.



*Who was slick
in Week
Eleven?*

**"Brylcreem" THE
EFL'S FIRST SPONSOR**



TY Hilton
WR
Durham
Thunder Lizards

10 catches, 204 yards, 3 TDs.
Caught game-winner with 0:24 left.



Kiko Alonso
LB
Chino
Convicts

10 T, 3 SK, 1 PD, 3 STF, 1 INT, 57-yard INT from own 3 saved game.



OFFENSIVE PLAY OF THE WEEK

2nd Qtr, 0:13 left, **Drew Brees** (DTL) connects with **TY Hilton** (DTL) on a 55-yard bomb for a vital TD.



GAME CENTER 2017 Week Eleven

GAME BLITZ!







By Chris Sherman




DEFENSIVE PLAY OF THE WEEK

4th Qtr, 2:31 left, BUD ball at CHI 9 down 21-18, **Kiko Alonso** (CHI) picks ball at 3 & returns it 57-yds.

	20	Markus Golden strip-sacked back-up QB Matt Moore at the Toronto 1-yard line, setting up a TD-run by Ryan Mathews to put the Hawks up 13-0 in the 2 nd . Toronto's D tightened up, picking off Alex Smith twice and forcing a fumble to keep the Hawks at bay and allow the offence to chip away with 4 Zane Gonzalez FGs. But an 8-yard TD by Stewart and a fierce Hawks pass rush put Toronto away in the 4 th .
	12	
	0	The Chargers were completely overmatched in a 1 st half that witnessed the Mustangs score TDs on their first 5 possessions. With the Bolts trying to stop Aurora's big guns at WR, Matt Ryan threw the ball to his tight ends and running back to notch 4 TD passes, including an 86-yarder to Julian Edelman. Rashad Jennings had a rare 127-yard rushing day as Aurora ran out the clock in the 2 nd half.
	38	
	7	A strong opening Glads drive came up empty when Blaine Gabbert misfired on 4 th & 1 at the Hellfire 20. Gabbert was knocked out on the next series, bringing on Kevin Hogan, who was picked off by DE Derek Barnett at mid-field to set up the only TD of the game: a 7-yard pass to Julio Jones. Connor Cook replaced an injured Andrew Luck in 3 rd ; and the ensuing back-up battle led to a scoreless 2 nd half.
	3	
	27	The Triumph D forced a three-and-out on the game's first series and their offence moved 80 yards in just 5 plays on theirs, including a 45-yard bomb and a 10-yard TD pass to Rishard Matthews, to begin a day of total dominance. With Jordan Howard knocked out, the Eagles were held to just 69 total yards and eight 1 st downs. Matthews caught 2 TD passes and the Triumph held the ball for 37 mins.
	0	
	34	DeShaun Watson threw 3 TD passes and Aqib Talib returned an INT 46 yards to give the Pats a 24-7 lead with 0:13 left in the 1 st half. Drew Brees hit TY Hilton on a 55-yard bomb with 0:01 left to make it 24-14. The momentum carried into the 3 rd , with Durham scoring two TDs to take the lead. Jamie Collins made it 31-28 Pats on a pick-six, but with 0:24 left, Brees and Hilton hooked for a 25-yard TD to win it.
	35	
	14	With the Fish loaded to stop the run Derek Carr fired deep over the middle to Amari Cooper for a 64-yard TD pass to start a 27-point Virden 1 st half barrage. The presence of Ezekiel Elliott as a focus of the Sebastian D was a factor in allowing Carr to exploit a vulnerable secondary for 242 yards and 3 TDs and help build a 37-point lead by the 4 th quarter. The Fish added two late TDs to break the shutout.
	37	
	37	Julius Thomas' first catch of the season went 31 yards and set up a 2-yard TD run by LeGarrette Blount for the game's opening score. The teams traded FGs in a tight 2 nd quarter to make it 10-3 Cowtown at the half. On the first drive of the 2 nd half, Joe Flacco converted a 4 th down then hit Mike Evans on a long cross for a 33-yard TD, the first of 2 for him in a 3 rd quarter turning point against the Caddies.
	10	
	24	NJ capped an 83-yard opening drive with a 16-yard TD pass to Amara Darboh then the Cubs evened the score with 4 th & 1 15-yard TD pass to Marqise Lee. The NJ offence moved the ball, but turnovers – including a forced fumble and 62-yard return for a TD by Jamar Taylor – led to 2 Cubs' TDs and a 21-7 lead. Two stands, on the goal line and at the 4-yard line held off the Balls' comeback.
	14	
	10	The teams traded 9 punts each in a heavy down pour at Camelot. The Knights struggled most in the slippery conditions, turning the ball over 3 times in the 1 st half. But the Swords managed only a FG thanks to a Kenny Vaccaro end zone pick of Brady. With York leading 6-3 with 2:28 left, Andy Dalton led the game's only TD drive, finding DeVante Parker from 13 yards out for the winning TD.
	6	
	18	In his first start since an injury in Week One, Brian Hoyer moved the offence but turned the ball over twice inside the Chino 10-yard line; including a devastating 4 th quarter pick by Kiko Alonso with 2:31 left in the game. Meanwhile the Convicts converted 3 trips to the red zone in to 3 TDs, a 10-yard QB draw and 2 TD passes from Dak Prescott, to Marvin Jones Jr and Greg Olson, to nail the upset.
	21	
	23	A pick by Marhson Lattimore and a 40-yard pass to Phillip Dorsett set up a Luke Willson 1-yard TD run that broke up a 3-3 tie in the 2 nd . Philip Rivers struck back before half time with a 36-yard TD pass to Zay Jones to even the score. The teams traded TD passes on their first series of the 2 nd half to make it 17-17 before a 62-yard Devonta Freeman run set up the eventual game-winning FG.
	17	
	34	Marcus Mariota was knocked out in the 2 nd qtr but the Bombers did not miss a beat with back-up Nick Foles. He threw 3 TD passes, including a 59-yard deep slant to Terrelle Pryor, to allow his team to pull away after falling behind 14-10. The Regs started strong on a Samaje Perine 59-yard run to set up the first TD and a Corey Davis 37-yard TD catch, but the offence went silent in the 2 nd half.
	14	

<div>HAWKS</div> <div></div> <div>20</div>		<div>PASSING: Alex Smith, 18 of 32, 199 yds, 0 TD, 2 INTs RUSHING: Jonathan Stewart, 19C, 81yds, (4.3), 1 TD RECEIVING: DeAndre Hopkins, 5 for 76 yds, 35LG, 0 TD DEFENCE: Markus Golden, 7 T, 2 SK, 2 FF KICKING: Cody Parkey, 2 of 2 XPA, 2 of 3 FGA, 8 Pts</div>		<div>WOLVERINES</div> <div></div> <div>12</div>		<div>PASSING: Matt Moore, 162of 24, 124 yds, 0TD, 0 INT RUSHING: Tyreek Hill, 4C, 59yds, (14.8), 0 TD RECEIVING: Tyreek Hill, 6 for 80 yds, 16LG, 0 TD DEFENCE: Jalen Ramsey, 6T, 1 PD, 1 FF, 1 INT (22yds) KICKING: Zane Gonzalez, 4 of 5 FGA, 4 Pts</div>																																																																
<div>12-30-2017 The Wolverines Den Temp: 39 Wind: 0-5 None MVP: Jonathan Stewart</div> <table><thead><tr><th></th><th>1</th><th>2</th><th>3</th><th>4</th><th>Tot</th></tr></thead><tbody><tr><td>2016 Brooklin (8-3)</td><td>3</td><td>10</td><td>0</td><td>7</td><td>20</td></tr><tr><td>2017 Toronto (2-9)</td><td>0</td><td>3</td><td>6</td><td>3</td><td>12</td></tr></tbody></table> <div>Scoring Summary</div> <div>1 8:46 Brooklin FG Parkey 28 (13-64-6:05) 3-0</div> <div>2 12:43 Brooklin FG Parkey 33 (10-79-4:20) 6-0</div> <div>2 11:38 Brooklin TD Mathews 1 run (Parkey) (3-1-0:47) 13-0</div> <div>2 2:58 Toronto FG Gonzalez 32 (6-9-2:28) 13-3</div> <div>3 9:18 Toronto FG Gonzalez 38 (11-62-5:27) 13-6</div> <div>3 3:37 Toronto FG Gonzalez 44 (9-29-3:55) 13-9</div> <div>4 13:24 Toronto FG Gonzalez 37 (8-38-4:06) 13-12</div> <div>4 8:49 Brooklin TD Stewart 8 run (Parkey) (9-61-4:28) 20-12</div>					1	2	3	4	Tot	2016 Brooklin (8-3)	3	10	0	7	20	2017 Toronto (2-9)	0	3	6	3	12	<table><thead><tr><th></th><th>BRH</th><th>TOR</th></tr></thead><tbody><tr><td>First Downs</td><td>16</td><td>12</td></tr><tr><td>Rushes</td><td>30-140</td><td>28-109</td></tr><tr><td>Passes</td><td>32-18-199</td><td>26-13-147</td></tr><tr><td>Sacked</td><td>1-4</td><td>6-40</td></tr><tr><td>Fumble</td><td>1</td><td>5</td></tr><tr><td>Penalties</td><td>6-55</td><td>7-48</td></tr><tr><td>Turnovers</td><td>3</td><td>3</td></tr><tr><td>Missed Tackles</td><td>3</td><td>8</td></tr><tr><td>Blitzes</td><td>14</td><td>2</td></tr><tr><td>Time</td><td>30:23</td><td>29:37</td></tr><tr><td>Third Down</td><td>6-17</td><td>1-13</td></tr><tr><td>Fourth Down</td><td>1-1</td><td>2-2</td></tr><tr><td>Red Att/Td/Fg</td><td>5/2/2</td><td>6/0/3</td></tr><tr><td>Net Offense</td><td>335</td><td>216</td></tr></tbody></table>					BRH	TOR	First Downs	16	12	Rushes	30-140	28-109	Passes	32-18-199	26-13-147	Sacked	1-4	6-40	Fumble	1	5	Penalties	6-55	7-48	Turnovers	3	3	Missed Tackles	3	8	Blitzes	14	2	Time	30:23	29:37	Third Down	6-17	1-13	Fourth Down	1-1	2-2	Red Att/Td/Fg	5/2/2	6/0/3	Net Offense	335	216
	1	2	3	4	Tot																																																																	
2016 Brooklin (8-3)	3	10	0	7	20																																																																	
2017 Toronto (2-9)	0	3	6	3	12																																																																	
	BRH	TOR																																																																				
First Downs	16	12																																																																				
Rushes	30-140	28-109																																																																				
Passes	32-18-199	26-13-147																																																																				
Sacked	1-4	6-40																																																																				
Fumble	1	5																																																																				
Penalties	6-55	7-48																																																																				
Turnovers	3	3																																																																				
Missed Tackles	3	8																																																																				
Blitzes	14	2																																																																				
Time	30:23	29:37																																																																				
Third Down	6-17	1-13																																																																				
Fourth Down	1-1	2-2																																																																				
Red Att/Td/Fg	5/2/2	6/0/3																																																																				
Net Offense	335	216																																																																				
<div>CHARGERS</div> <div></div> <div>0</div>		<div>PASSING: Carson Wentz, 9 of 18, 59yds, 0 TD, 1 INT RUSHING: Dalvin Cook, 17C, 84yds, (4.9), 0 TD RECEIVING: Jimmy Graham, 3 for 30yds, 10LG, 0 TD DEFENCE: Keenan Robinson, 12 T KICKING: N/A</div>		<div>MUSTANGS</div> <div></div> <div>38</div>		<div>PASSING: Matt Ryan, 15 of 22, 250 yds, 4 TDs, 0 INT, RUSHING: Rashad Jennings, 24C, 127yds, (5.3), 0TD RECEIVING: Julian Edelman, 4 for 107yds, 86LG, 2 TDs DEFENCE: Zachary Orr, 13T, 1 STF, 0MT KICKING: Wil Lutz, 5 of 5 XPA, 1 of 1 FGA, 8 pts</div>																																																																
<div>12-30-2017 Magna Park Temp: 57 Wind: 0-5 None MVP: Matt Ryan</div> <table><thead><tr><th></th><th>1</th><th>2</th><th>3</th><th>4</th><th>Tot</th></tr></thead><tbody><tr><td>2017 St. Charles (5-6)</td><td>0</td><td>0</td><td>0</td><td>0</td><td>0</td></tr><tr><td>2016 Aurora (11-0)</td><td>14</td><td>21</td><td>0</td><td>3</td><td>38</td></tr></tbody></table> <div>Scoring Summary</div> <div>1 10:23 Aurora TD Ryan 7 pass to Edelman (Lutz) (8-75-4:37) 0-7</div> <div>1 0:40 Aurora TD Williams 12 run (Lutz) (11-86-6:35) 0-14</div> <div>2 8:59 Aurora TD Ryan 24 pass to Boldin (Lutz) (9-51-3:35) 0-21</div> <div>2 4:47 Aurora TD Ryan 86 pass to Edelman (Lutz) (2-94-0:57) 0-28</div> <div>2 0:14 Aurora TD Ryan 6 pass to Jennings (Lutz) (4-31-0:32) 0-35</div> <div>4 14:56 Aurora FG Lutz 33 (9-43-4:57) 0-38</div>					1	2	3	4	Tot	2017 St. Charles (5-6)	0	0	0	0	0	2016 Aurora (11-0)	14	21	0	3	38	<table><thead><tr><th></th><th>STC</th><th>AUR</th></tr></thead><tbody><tr><td>First Downs</td><td>11</td><td>28</td></tr><tr><td>Rushes</td><td>28-111</td><td>39-247</td></tr><tr><td>Passes</td><td>18-9-59</td><td>22-15-250</td></tr><tr><td>Sacked</td><td>1-4</td><td>0-0</td></tr><tr><td>Fumble</td><td>1</td><td>0</td></tr><tr><td>Penalties</td><td>4-36</td><td>7-65</td></tr><tr><td>Turnovers</td><td>1</td><td>0</td></tr><tr><td>Missed Tackles</td><td>5</td><td>12</td></tr><tr><td>Blitzes</td><td>18</td><td>8</td></tr><tr><td>Time</td><td>26:21</td><td>33:39</td></tr><tr><td>Third Down</td><td>3-11</td><td>5-10</td></tr><tr><td>Fourth Down</td><td>0-1</td><td>1-1</td></tr><tr><td>Red Att/Td/Fg</td><td>0/0/0</td><td>7/4/1</td></tr><tr><td>Net Offense</td><td>166</td><td>497</td></tr></tbody></table>					STC	AUR	First Downs	11	28	Rushes	28-111	39-247	Passes	18-9-59	22-15-250	Sacked	1-4	0-0	Fumble	1	0	Penalties	4-36	7-65	Turnovers	1	0	Missed Tackles	5	12	Blitzes	18	8	Time	26:21	33:39	Third Down	3-11	5-10	Fourth Down	0-1	1-1	Red Att/Td/Fg	0/0/0	7/4/1	Net Offense	166	497
	1	2	3	4	Tot																																																																	
2017 St. Charles (5-6)	0	0	0	0	0																																																																	
2016 Aurora (11-0)	14	21	0	3	38																																																																	
	STC	AUR																																																																				
First Downs	11	28																																																																				
Rushes	28-111	39-247																																																																				
Passes	18-9-59	22-15-250																																																																				
Sacked	1-4	0-0																																																																				
Fumble	1	0																																																																				
Penalties	4-36	7-65																																																																				
Turnovers	1	0																																																																				
Missed Tackles	5	12																																																																				
Blitzes	18	8																																																																				
Time	26:21	33:39																																																																				
Third Down	3-11	5-10																																																																				
Fourth Down	0-1	1-1																																																																				
Red Att/Td/Fg	0/0/0	7/4/1																																																																				
Net Offense	166	497																																																																				
<div>HELLFIRE</div> <div></div> <div>7</div>		<div>PASSING: Andrew Luck, 14 of 22, 126 yds, 1 TD, 0 INT RUSHING: Tevin Coleman 11C, 38yds, (3.5), 0 TD RECEIVING: Julio Jones, 9 for 82yds, 11LG, 1 TD DEFENCE: Derek Barnett, 3 T, 1 SK, 1 INT (2yds) KICKING: Sebastian Janikowski, 1 of 1 XPA, 1 Pt</div>		<div>GLADIATORS</div> <div></div> <div>3</div>		<div>PASSING: Kevin Hogan, 17 of 30, 96 yds, 0 TD, 1 INT RUSHING: LeSean McCoy, 15C, 49yds, (3.3), 0 TD RECEIVING: Cole Beasley, 9 for 65, 11LG, 0 TD DEFENCE: Mike Daniels, 6 T, 2 SK, 1 PD, 1 STF KICKING: Cairo Santos 1 of 2 FGA, 3 Pts</div>																																																																
<div>12-27-2017 Georgia Stadium Temp: 66 Wind: Calm None MVP: Julio Jones</div> <table><thead><tr><th></th><th>1</th><th>2</th><th>3</th><th>4</th><th>Tot</th></tr></thead><tbody><tr><td>2016 Mohave (6-5)</td><td>0</td><td>7</td><td>0</td><td>0</td><td>7</td></tr><tr><td>2016 Georgia (4-7)</td><td>0</td><td>3</td><td>0</td><td>0</td><td>3</td></tr></tbody></table> <div>Scoring Summary</div> <div>2 6:49 Mohave TD Luck 7 pass to Jones (Janikowski) (6-52-2:39) 7-0</div> <div>2 1:07 Georgia FG Santos 38 (14-55-5:37) 7-3</div>					1	2	3	4	Tot	2016 Mohave (6-5)	0	7	0	0	7	2016 Georgia (4-7)	0	3	0	0	3	<table><thead><tr><th></th><th>MOH</th><th>GEO</th></tr></thead><tbody><tr><td>First Downs</td><td>13</td><td>15</td></tr><tr><td>Rushes</td><td>19-63</td><td>24-123</td></tr><tr><td>Passes</td><td>30-18-153</td><td>40-24-142</td></tr><tr><td>Sacked</td><td>5-39</td><td>2-17</td></tr><tr><td>Fumble</td><td>1</td><td>0</td></tr><tr><td>Penalties</td><td>7-60</td><td>8-63</td></tr><tr><td>Turnovers</td><td>0</td><td>1</td></tr><tr><td>Missed Tackles</td><td>4</td><td>2</td></tr><tr><td>Blitzes</td><td>35</td><td>16</td></tr><tr><td>Time</td><td>26:18</td><td>33:42</td></tr><tr><td>Third Down</td><td>4-13</td><td>3-15</td></tr><tr><td>Fourth Down</td><td>0-1</td><td>2-4</td></tr><tr><td>Red Att/Td/Fg</td><td>1/1/0</td><td>3/0/1</td></tr><tr><td>Net Offense</td><td>177</td><td>248</td></tr></tbody></table>					MOH	GEO	First Downs	13	15	Rushes	19-63	24-123	Passes	30-18-153	40-24-142	Sacked	5-39	2-17	Fumble	1	0	Penalties	7-60	8-63	Turnovers	0	1	Missed Tackles	4	2	Blitzes	35	16	Time	26:18	33:42	Third Down	4-13	3-15	Fourth Down	0-1	2-4	Red Att/Td/Fg	1/1/0	3/0/1	Net Offense	177	248
	1	2	3	4	Tot																																																																	
2016 Mohave (6-5)	0	7	0	0	7																																																																	
2016 Georgia (4-7)	0	3	0	0	3																																																																	
	MOH	GEO																																																																				
First Downs	13	15																																																																				
Rushes	19-63	24-123																																																																				
Passes	30-18-153	40-24-142																																																																				
Sacked	5-39	2-17																																																																				
Fumble	1	0																																																																				
Penalties	7-60	8-63																																																																				
Turnovers	0	1																																																																				
Missed Tackles	4	2																																																																				
Blitzes	35	16																																																																				
Time	26:18	33:42																																																																				
Third Down	4-13	3-15																																																																				
Fourth Down	0-1	2-4																																																																				
Red Att/Td/Fg	1/1/0	3/0/1																																																																				
Net Offense	177	248																																																																				


TRIUMPH



27

PASSING: Carson Palmer, 14 of 22, 235 yds, 2 TDs, 0 INT
RUSHING: Shane Vereen, 15C, 9yds, (6.4), 0 TD
RECEIVING: Charles Clay, 5 for 57yds, 18LG, 0 TD
DEFENCE: Danielle Hunter, 75 T, 3 SK, 4 HUR
KICKING: Roberto Aguayo, 3 of 3 XPA, 2 of 2 FGA, 8pts

BLUE EAGLES



0

PASSING: Aaron Rodgers, 13 of 30, 95 yds, 0 TD, 1 INT
RUSHING: TJ Yeldon, 8C, 20yds, (2.5), 0 TD
RECEIVING: TJ Yeldon, 7 for 47yds, 16LG, 0 TD
DEFENCE: Derrick Morgan, 10 T, 2 SK, 1 STF, 2 HUR, 1 FF
KICKING: N/A

12-23-2017 Bluffs Stadium Temp: 46 Wind: 15-25 None MVP: Carson Palmer							
	1	2	3	4	Tot		
2016 Twin Cities (5-6)	7	7	7	6	27		
2016 Scarborough (8-2-1)	0	0	0	0	0		
Scoring Summary							
1 11:20 Twin Cities	TD Palmer 10 pass to Matthews (Aguayo) (5-80-2:00)				7-0		
2 14:51 Twin Cities	TD Palmer 12 pass to Matthews (Aguayo) (10-82-4:45)				14-0		
3 7:09 Twin Cities	TD Cutler 6 pass to Brown (Aguayo) (5-73-2:26)				21-0		
4 7:35 Twin Cities	FG Aguayo 36 (6-16-2:28)				24-0		
4 2:18 Twin Cities	FG Aguayo 42 (7-21-3:27)				27-0		
						TCT	SBE
First Downs						20	8
Rushes						44-162	14-29
Passes						25-15-241	30-13-95
Sacked						2-22	6-55
Fumble						2	0
Penalties						7-95	5-40
Turnovers						0	1
Missed Tackles						1	7
Blitzes						0	32
Time						37:18	22:42
Third Down						7-16	0-13
Fourth Down						0-2	0-2
Red Att/Td/Fg						5/3/1	0/0/0
Net Offense						381	69

PATRIOTS



34

PASSING: DeShaun Watson, 20 of 36, 288 yds, 3 TDs, 2 INTs
RUSHING: Lamar Miller, 14C, 40yds, (2.9), 0 TD
RECEIVING: Mohamed Sanu, 6 for 133 yds, 47LG, 1 TD
DEFENCE: Jamie Collins, 7T, 1 INT (9yds-TD)
KICKING: Ryan Succop, 4 of 4 XPA, 2 of 2 FGA, 10 Pts

T-LIZARDS



35

PASSING: Drew Brees, 20 of 36, 288 yds, 3 TDs, 3 INTs
RUSHING: Carlos Hyde, 25C, 131yds, (5.2), 1 TD
RECEIVING: TY Hilton, 10 for 204yds, 55LG, 3 TDs
DEFENCE: Do. Rodgers-Cromartie, 4 T, 1 PD, 2INTs(12yds)
KICKING: Phil Dawson, 5 of 5 XPA, 5 Pts

12-24-2017 Jurassic Park						Temp: 74	Wind: Calm	None	MVP: TY Hilton		
	1	2	3	4	Tot						
2016 Charleswood (4-7)	7	17	7	3	34						
2016 Durham (6-4-1)	0	14	14	7	35						
Scoring Summary											
1 3:00	Charleswood	TD Watson 39 pass to Sanu (Succop) (5-64-2:34)							7-0		
2 12:04	Charleswood	TD Watson 31 pass to Watkins (Succop) (2-28-1:22)							14-0		
2 9:11	Durham	TD Hyde 10 run (Dawson) (9-75-2:53)							14-7		
2 3:07	Charleswood	TD Watson 11 pass to Johnson Jr. (Succop) (13-60-5:58)							21-7		
2 0:21	Charleswood	FG Succop 35 (7-63-1:29)							24-7		
2 0:01	Durham	TD Brees 55 pass to Hilton (Dawson) (1-55-0:12)							24-14		
3 9:47	Durham	TD Booker 14 run (Dawson) (10-75-5:13)							24-21		
3 4:03	Durham	TD Brees 16 pass to Hilton (Dawson) (8-36-3:13)							24-28		
3 2:47	Charleswood	TD Collins 9 interception return (Succop)							31-28		
4 5:13	Charleswood	FG Succop 28 (9-24-5:01)							34-28		
4 0:24	Durham	TD Brees 25 pass to Hilton (Dawson) (13-88-4:40)							34-35		

	CHP	DTL
First Downs	16	23
Rushes	22-69	29-150
Passes	37-19-273	36-20-288
Sacked	2-11	2-18
Fumble	1	2
Penalties	9-58	9-80
Turnovers	3	4
Missed Tackles	10	4
Blitzes	22	21
Time	29:21	30:39
Third Down	7-14	10-18
Fourth Down	1-1	0-0
Red Att/Td/Fg	3/1/2	6/4/0
Net Offense	331	420


SWORDFISH



14

PASSING: Jameis Winston, 19 of 40, 230 yds, 2 TDs, 1 INT
RUSHING: D'Onta Foreman, 10C, 42yds, (4.2), 0 TD
RECEIVING: Odell Beckham Jr, 8 for 135yds, 50 LG, 1 TD
DEFENCE: Denzel Perryman, 15 T, 2 STF
KICKING: N/A

VIOLATORS



37

PASSING: Derek Carr, 19 of 26, 242 yds, 3 TDs, 0 INT
RUSHING: Mark Ingram, 13C, 71yds, (5.5) 0 TD
RECEIVING: Amari Cooper, 6 for 118yds, 64LG, 2 TDs
DEFENCE: Melvin Ingram, 5 T, 2 SK, 1 HUR
KICKING: Nick Folk, 4 of 4 XPA, 3 of 3 FGA, 13 Pts

12-20-2017 TERRORDOME Temp: 74 Wind: Calm None MVP: Derek Carr						SS		VV	
	1	2	3	4	Tot	First Downs	14		23
2016 Sebastian (4-7)	0	0	0	14	14	Rushes	12-47		40-130
2016 Virden (7-4)	14	13	3	7	37	Passes	41-19-230		26-19-242
Scoring Summary						Sacked	3-14		2-20
1 11:27 Virden	TD Carr 64 pass to Cooper (Folk) (1-64-0:15)					Fumble	3		1
1 4:07 Virden	TD Elliott 1 run (Folk) (10-84-5:59)					Penalties	10-78		8-51
2 13:11 Virden	TD Carr 8 pass to Cooper (Folk) (9-51-4:33)					Turnovers	2		0
2 8:40 Virden	FG Folk 49 (7-12-1:26)					Missed Tackles	9		5
2 1:42 Virden	FG Folk 42 (13-67-5:33)					Blitzes	4		15
3 0:19 Virden	FG Folk 37 (5-15-2:59)					Time	22:39		37:21
4 12:44 Virden	TD Carr 20 pass to Floyd (Folk) (3-22-1:38)					Third Down	2-12		6-15
4 10:45 Sebastian	TD Winston 50 pass to Beckham Jr. (2 - failed) (6-75-1:59)					Fourth Down	1-3		0-2
4 4:42 Sebastian	TD Winston 17 pass to Kearse (2 - Beckham Jr.) (4-75-1:40)					Red Att/Td/Fg	1/1/0		4/3/1
						Net Offense	263		352

CORN KINGS**37**

PASSING: Joe Flacco, 20 of 22, 239 yds, 2TDs, 0 INT
RUSHING: LeGarrette Blount, 19C, 72yds, (3.8), 3 TDs
RECEIVING: Mike Evans, 7 for 108yds, 33LG, 2 TDs
DEFENCE: Terence Newman, 5 T, 3 PD
KICKING: Nick Novak, 4 of 5 XPA, 1 of 1 FGA, 7 Pts

CADILLAC**10**

PASSING: Matt Stafford, 24 of 39, 207 yds, 1 TD, 1 INT
RUSHING: Christine Michael, 11C, 49yds, (4.5), 0 TD
RECEIVING: Jordy Nelson, 6 for 54yds, 14LG, 0 TD
DEFENCE: Zach Brown, 6T, 1 STF, 1 FF
KICKING: Stephen Gostkowski, 1 of 1 XPA, 1 of 1 FGA, 4 Pts

12-20-2017 Kelly-Burke Field Temp: 52 Wind: 0-10 None MVP: **Joe Flacco**

	1	2	3	4	Tot
2016 Cowtown (6-5)	7	3	14	13	37
2017 Erieau (2-9)	0	3	0	7	10

Scoring Summary

1 10:01 Cowtown	TD Blount 2 run (Novak) (5-67-3:12)	7-0
2 11:51 Cowtown	FG Novak 38 (6-45-3:01)	10-0
2 6:16 Erieau	FG Gostkowski 42 (12-51-5:29)	10-3
3 9:34 Cowtown	TD Flacco 33 pass to Evans (Novak) (11-75-5:26)	17-3
3 0:00 Cowtown	TD Flacco 10 pass to Evans (Novak) (8-54-4:57)	24-3
4 10:06 Erieau	TD Stafford 20 pass to West (Gostkowski) (10-67-4:47)	24-10
4 2:59 Cowtown	TD Blount 9 run (Novak) (3-18-1:05)	31-10
4 1:45 Cowtown	TD Blount 8 run (no good) (1-8-0:12)	37-10

	COW	ERI
First Downs	22	20
Rushes	31-141	21-108
Passes	24-21-248	39-24-207
Sacked	2-17	3-14
Fumble	1	1
Penalties	5-50	6-51
Turnovers	1	1
Missed Tackles	6	3
Blitzes	26	18
Time	32:56	27:04
Third Down	5-11	3-11
Fourth Down	1-1	0-1
Red Att/Td/Fg	6/4/1	3/1/0
Net Offense	372	301

CUBS**24**

PASSING: Russell Wilson, 12 of 20, 121 yds, 1 TD, 0 INT
RUSHING: Jerick McKinnon, 6C, 29yds, (4.8), 0 TD
RECEIVING: Jerick McKinnon, 5 for 35yds, 10LG, 0 TD
DEFENCE: Alec Ogletree, 16 T, 1 PD, 1 STF
KICKING: Justin Tucker, 3 of 3 XPA, 1 of 1 FGA, 6 pts

WRECKING BALL**14**

PASSING: Sam Bradford, 34 of 47, 228 yds, 2 TDs, 1 INT
RUSHING: Isaiah Crowell, 25C, 119yds, (4.8), 0 TD
RECEIVING: Michael Crabtree, 6 for 65yds, 11LG, 0 TD
DEFENCE: James Bradberry, 4T, 2 PD
KICKING: Chris Boswell, 2 of 2 XPA, 2 Pts

12-23-2017 Stone Pony Shore Temp: 55 Wind: 5-15 None MVP: **Russell Wilson**

	1	2	3	4	Tot
2016 Iowa City (8-3)	7	14	3	0	24
2017 New Jersey (1-10)	7	0	0	7	14

Scoring Summary

1 8:31 New Jersey	TD Bradford 16 pass to Darboh (Boswell) (12-83-6:22)	0-7
1 2:51 Iowa City	TD Wilson 15 pass to Lee (Tucker) (10-75-5:40)	7-7
2 12:24 Iowa City	TD Hill 1 run (Tucker) (3-42-0:26)	14-7
2 8:57 Iowa City	TD Taylor 62 yd fumble recovery (Tucker)	21-7
3 8:40 Iowa City	FG Tucker 42 (12-42-6:07)	24-7
4 2:06 New Jersey	TD Bradford 4 pass to Gates (Boswell) (22-94-11:28)	24-14

	ICC	NJ
First Downs	11	26
Rushes	20-83	35-167
Passes	20-12-121	47-34-228
Sacked	0-0	1-5
Fumble	0	1
Penalties	4-25	3-51
Turnovers	0	2
Missed Tackles	5	4
Blitzes	5	13
Time	18:20	41:40
Third Down	1-9	5-13
Fourth Down	3-3	2-4
Red Att/Td/Fg	3/2/1	3/2/0
Net Offense	204	390

KNGHTS**10**

PASSING: Andy Dalton, 19 of 45, 181ds, 1 TD, 1 INT
RUSHING: Terrance West, 12C, 51yds, (4.3), 0 TD
RECEIVING: DeVante Parker, 10 for 110yds, 15LG, 1 TD
DEFENCE: Deone Bucannon, 8 T, 1 PD, 2 STF, 1 HUR
KICKING: Greg Zuerlein, 1 of 1 XPA, 1 of 1 FGA, 4pts

EXCALIBURS**6**

PASSING: Tom Brady, 18 of 41, 236yds, 0 TD, 1 INT
RUSHING: Derrick Henry, 17C, 36yds, (2.1), 0 TD
RECEIVING: Zach Ertz, 6 for 67yds, 19LG, 0 TD
DEFENCE: Lawrence Timmons, 9T, 1PD, 2STF, 1FF, 1INT (1yd)
KICKING: Graham Gano, 2 of 3FGA, 6 Pts

12-30-2017 Camelot Temp: 57 Wind: 0-5 Heavy Rain MVP: **DeVante Parker**

	1	2	3	4	Tot
2016 Los Angeles (7-4)	0	0	0	10	10
2016 York (4-7)	3	0	0	3	6

Scoring Summary

1 6:09 York	FG Gano 26 (4-4-0:50)	0-3
4 12:29 Los Angeles	FG Zuerlein 24 (14-86-6:33)	3-3
4 2:28 York	FG Gano 33 (18-69-7:03)	3-6
4 0:16 Los Angeles	TD Dalton 13 pass to Parker (Zuerlein) (12-75-2:12)	10-6

	LAK	YOR
First Downs	16	15
Rushes	21-80	31-41
Passes	45-19-181	41-18-236
Sacked	2-14	5-30
Fumble	3	4
Penalties	5-43	4-20
Turnovers	3	1
Missed Tackles	0	1
Blitzes	20	27
Time	26:51	33:09
Third Down	6-17	7-22
Fourth Down	0-0	1-1
Red Att/Td/Fg	2/1/1	5/0/2
Net Offense	247	247

NORTH STARS



18

PASSING: Brian Hoyer, 25 of 49, 360 yds, 2 TDs, 1 INT
RUSHING: David Johnson, 25C, 74yds, (3.0), 0 TD
RECEIVING: Tajae Sharpe, 6 for 106 yds, 31 LG, 0 TD
DEFENCE: Cameron Jordan, 7 T, 1 SK, 2 STF, 1 HUR
KICKING: Kai Forbath, 0 of 1 XPA, 2 of 2 FGA, 6 Pts

CONVICTS



21

PASSING: Dak Prescott, 21 of 29, 185yds, 2 TDs, 1 INT
RUSHING: Rob Kelley 10C, 35yds, (3.5), 0 TD
RECEIVING: Christian McCaffery, 5 for 56yds, 42 LG, 0 TD
DEFENCE: Kiko Alonso, 10 T, 1 PD, 3 STF, 1 INT (57yds)
KICKING: Dan Bailey, 3 of 3 XPA, 3 Pts

12-20-2017 The Big House Temp: 70 Wind: 10-20 None MVP: **Dak Prescott**

	1	2	3	4	Tot
2016 Budapest (8-3)	3	3	6	6	18
2016 Chino (6-5)	0	7	7	7	21

Scoring Summary

1 11:38 Budapest	FG Forbath 51 (8-37-3:10)	3-0
2 11:34 Budapest	FG Forbath 33 (6-18-3:06)	6-0
2 7:42 Chino	TD Prescott 10 run (Bailey,D) (9-66-3:48)	6-7
3 10:43 Chino	TD Prescott 17 pass to Jones Jr. (Bailey,D) (7-66-4:09)	6-14
3 0:07 Budapest	TD Hoyer 3 pass to Johnson (2 - failed) (11-76-4:05)	12-14
4 11:29 Chino	TD Prescott 6 pass to Olsen (Bailey,D) (6-59-3:31)	12-21
4 8:15 Budapest	TD Hoyer 48 pass to Johnson (no good) (9-78-3:07)	18-21

	BUD	CHI
First Downs	24	17
Rushes	30-72	24-69
Passes	49-25-360	29-21-185
Sacked	2-15	1-7
Fumble	2	2
Penalties	10-75	7-44
Turnovers	2	1
Missed Tackles	4	3
Blitzes	10	32
Time	31:48	28:12
Third Down	6-16	3-12
Fourth Down	2-2	0-0
Red Att/Td/Fg	5/1/1	3/3/0
Net Offense	417	247

SPARTANS



23

PASSING: Philip Rivers, 18 of 33, 256 yds, 2 TDs, 2 INTs
RUSHING: Devonta Freeman, 13 C, 103yds, (7.9), 0 TD
RECEIVING: Golden Tate, 6 for 107yds, 36LG, 1 TD
DEFENCE: Derek Wolfe, 7T, 1 SK, 1 HUR
KICKING: Caleb Sturgis, 2 of 2 XPA, 3 of 3 FGA, 11pts

PILOTS



17

PASSING: Eli Manning, 14 of 28, 124 yds, 1 TD, 0 INT
RUSHING: Kareem Hunt, 20C, 139 yds, (7.0), 0 TD
RECEIVING: Bilal Powell, 7 for 42yds, 16LG, 1 TD
DEFENCE: Lardarius Webb, 3T, 3 PD
KICKING: Lambo 1 of 1FGA / Walsh 0 of 1FG, 2 of 2XP, 5pts

12-27-2017 Kingdome Temp: 70 Wind: MVP: **Philip Rivers**

	1	2	3	4	Tot
2016 Pickering (6-5)	3	7	10	3	23
2016 Seattle (1-10)	3	7	7	0	17

Scoring Summary

1 10:54 Seattle	FG Lambo 37 (12-56-4:03)	0-3
1 4:15 Pickering	FG Sturgis 38 (14-57-6:29)	3-3
2 4:09 Seattle	TD Willson 1 run (Walsh) (8-57-3:17)	3-10
2 0:39 Pickering	TD Rivers 36 pass to Jones (Sturgis) (5-76-1:14)	10-10
3 12:20 Pickering	TD Rivers 36 pass to Tate (Sturgis) (7-75-2:40)	17-10
3 6:50 Seattle	TD Manning 4 pass to Powell (Walsh) (10-75-5:30)	17-17
3 4:17 Pickering	FG Sturgis 24 (5-69-2:30)	20-17
4 10:32 Pickering	FG Sturgis 40 (11-43-4:31)	23-17

	PIC	SEA
First Downs	22	16
Rushes	29-165	27-169
Passes	35-19-271	28-14-124
Sacked	1-7	2-16
Fumble	0	1
Penalties	4-30	4-35
Turnovers	2	0
Missed Tackles	9	6
Blitzes	12	14
Time	30:42	29:18
Third Down	8-13	7-16
Fourth Down	0-0	1-1
Red Att/Td/Fg	2/0/2	3/2/1
Net Offense	429	277

BOMBERS



34

PASSING: Nick Foles, 13 of 17, 212 yds, 3 TDs, 0 INT
RUSHING: Marlon Mack, 10C, 50yds, (5.0), 0 TD
RECEIVING: Chris Thompson, 6 for 79yds, 44LG, 0 TD
DEFENCE: Josh Shaw, 3T, 1 INT (36yds)
KICKING: Chandler Cantanzaro, 4 of 4 XPA, 2 of 2FGA, 10Pts

REGULATORS



14

PASSING: Kirk Cousins, 24 of 38, 227 yds, 2 TDs, 1 INT
RUSHING: Samaje Perine, 10C, 138yds, (13.8), 1 TD(Rec)
RECEIVING: Ted Ginn Jr, 6 for 73yds, 23LG, 0 TD
DEFENCE: Luke Kuechly, 14 T, 2 PD, 1 STF
KICKING: Jason Myers, 2 of 2 XPA, 0 of 1 FGA, 2 Pts

12-27-2017 Carolina Slammer Temp: -5 Wind: None MVP: **Nick Foles**

	1	2	3	4	Tot
2016 Bruxelles (9-2)	10	10	7	7	34
2016 South Carolina (3-8)	7	7	0	0	14

Scoring Summary

1 14:01 South Carolina	TD Cousins 1 pass to Perine (Myers,J) (2-60-0:59)	0-7
1 8:30 Bruxelles	TD Mariota 10 pass to Kelce (Catanzaro) (9-82-5:26)	7-7
1 0:48 Bruxelles	FG Catanzaro 23 (7-55-2:36)	10-7
2 10:13 South Carolina	TD Cousins 37 pass to Davis (Myers,J) (3-59-1:49)	10-14
2 3:32 Bruxelles	FG Catanzaro 29 (6-11-1:38)	13-14
2 0:37 Bruxelles	TD Foles 59 pass to Pryor Sr. (Catanzaro) (2-59-0:31)	20-14
3 5:12 Bruxelles	TD Foles 27 pass to Moncrief (Catanzaro) (9-77-5:17)	27-14
4 9:31 Bruxelles	TD Foles 2 pass to Moncrief (Catanzaro) (7-68-4:21)	34-14

	BRX	SC
First Downs	19	15
Rushes	30-120	15-140
Passes	32-22-342	38-24-227
Sacked	3-25	3-26
Fumble	0	1
Penalties	6-20	3-20
Turnovers	0	1
Missed Tackles	6	8
Blitzes	34	3
Time	36:09	23:51
Third Down	7-15	1-11
Fourth Down	0-2	1-4
Red Att/Td/Fg	5/2/2	1/1/0
Net Offense	437	341

WEEK ELEVEN

STANDINGS

PACIFIC CONFERENCE												
East	W	L	T	Pct	Pts	Ave	Opp	Ave	Diff	Home	Div	Conf
Bruxelles	9	2	0	0.818	319	29	203	18.5	10.5	5 0 0	3 0 0	7 1 0
Brooklin	8	3	0	0.727	299	27.2	184	16.7	10.5	5 1 0	2 1 0	6 2 0
Mohave	6	5	0	0.545	202	18.4	225	20.5	-2.1	2 2 0	0 3 0	3 5 0
St. Charles	5	6	0	0.455	179	16.3	206	18.7	-2.5	4 1 0	1 2 0	4 4 0
Central	W	L	T	Pct	Pts	Ave	Opp	Ave	Diff	Home	Div	Conf
Virden	7	4	0	0.636	239	21.7	208	18.9	2.8	4 2 0	3 1 0	4 4 0
Twin Cities	5	6	0	0.455	207	18.8	205	18.6	0.2	4 1 0	2 2 0	4 4 0
Charleswood	4	7	0	0.364	227	20.6	231	21	-0.4	2 3 0	2 2 0	3 5 0
Erieau	2	9	0	0.182	123	11.2	237	21.5	-10.4	1 5 0	1 3 0	2 6 0
West	W	L	T	Pct	Pts	Ave	Opp	Ave	Diff	Home	Div	Conf
Iowa City	8	3	0	0.727	266	24.2	207	18.8	5.4	3 1 0	3 0 0	7 1 0
Los Angeles	7	4	0	0.636	235	21.4	193	17.5	3.8	4 2 0	1 2 0	5 3 0
Chino	6	5	0	0.545	255	23.2	271	24.6	-1.5	3 3 0	2 1 0	3 5 0
Seattle	1	10	0	0.091	112	10.2	255	23.2	-13	1 5 0	0 3 0	0 8 0
ATLANTIC CONFERENCE												
North	W	L	T	Pct	Pts	Ave	Opp	Ave	Diff	Home	Div	Conf
Scarborough	8	2	1	0.773	188	17.1	146	13.3	3.8	4 2 0	2 0 1	7 0 1
Durham	6	4	1	0.591	264	24	229	20.8	3.2	4 1 1	2 0 1	4 3 1
Cowtown	6	5	0	0.545	219	19.9	190	17.3	2.6	4 0 0	0 3 0	3 5 0
Sebastian	4	7	0	0.364	217	19.7	276	25.1	-5.4	3 3 0	1 2 0	3 5 0
Coastal	W	L	T	Pct	Pts	Ave	Opp	Ave	Diff	Home	Div	Conf
Budapest	8	3	0	0.727	211	19.2	165	15	4.2	5 0 0	4 0 0	6 2 0
Pickering	6	5	0	0.545	247	22.5	216	19.6	2.8	3 2 0	3 1 0	4 4 0
York	4	7	0	0.364	148	13.5	181	16.5	-3	3 3 0	1 3 0	3 5 0
New Jersey	1	10	0	0.091	146	13.3	244	22.2	-8.9	1 5 0	0 4 0	1 7 0
South	W	L	T	Pct	Pts	Ave	Opp	Ave	Diff	Home	Div	Conf
Aurora (z)	11	0	0	1.000	395	35.9	213	19.4	16.5	7 0 0	3 0 0	8 0 0
Georgia	4	7	0	0.364	178	16.2	218	19.8	-3.6	3 3 0	2 1 0	4 4 0
South Carolina	3	8	0	0.273	153	13.9	237	21.5	-7.6	3 2 0	1 2 0	2 6 0
Toronto	2	9	0	0.182	173	15.7	262	23.8	-8.1	1 5 0	0 3 0	2 6 0

(z)-clinched division

(y)-clinched wildcard

TOP PASSERS												
Rk	Player	Team	Att	Cmp	C%	Yards	In	I%	Lg	TD	TD%	Rate
1	Ryan,M	AUR	373	242	64.9	3241	9	2.4	86	33	8.8	111.8
2	Mariota	BRX	289	156	54	2257	3	1	86	21	7.3	99.5
3	Smith,A	BRH	365	221	60.5	2823	5	1.4	58	18	4.9	95.5
4	Palmer,C	TCT	287	169	58.9	2056	6	2.1	72	18	6.3	93.2
5	Carr,D	VV	271	153	56.5	1837	1	0.4	64	12	4.4	90.6
6	Wilson,R	ICC	303	177	58.4	2172	5	1.7	54	13	4.3	88.1
7	Prescott	CHI	390	244	62.6	2630	8	2.1	65	15	3.8	86.6
8	Brees	DTL	378	214	56.6	2778	14	3.7	75	20	5.3	82.1
9	Luck	MOH	221	127	57.5	1522	7	3.2	75	10	4.5	80.6
10	Flacco	COW	264	161	61	1634	7	2.7	54	10	3.8	80.3
11	Dalton	LAK	370	208	56.2	2343	11	3	79	19	5.1	80
12	Brady,T	YOR	228	123	53.9	1559	5	2.2	64	9	3.9	79.6
13	Tannehill	TOR	236	138	58.5	1598	8	3.4	56	10	4.2	79
14	Taylor,T	BUD	267	149	55.8	1469	2	0.7	51	7	2.6	77.1
15	Rivers	PIC	315	172	54.6	2246	11	3.5	59	13	4.1	76.5
16	Winston,J	SS	378	190	50.3	2287	8	2.1	60	18	4.8	76.2
17	Bradford	NJ	420	266	63.3	2044	11	2.6	58	12	2.9	73.8
18	Wentz	STC	332	180	54.2	1974	7	2.1	57	10	3	73.3
19	Cousins	SC	399	226	56.6	2402	14	3.5	81	14	3.5	71.4
20	Rodgers,A	SBE	312	162	51.9	1737	8	2.6	57	11	3.5	69.6
21	Roethlisbe	GEO	366	198	54.1	2099	12	3.3	63	12	3.3	68.3
22	Watson,D	CHP	316	170	53.8	1808	12	3.8	82	12	3.8	67.6
23	Stafford	ERI	347	179	51.6	1670	10	2.9	62	9	2.6	61.8
24	Manning	SEA	264	136	51.5	1280	10	3.8	84	4	1.5	54.5
25	Foles	BRX	20	15	75	242	0	0	59	4	20	154.6

KICKOFF RETURNERS								PUNT RETURNERS								
Rk	Player	Team	No	Yds	Ave	Lg	TD	Rk	Player	Team	No	Fc	Yds	Ave	Lg	TD
1	Drake	AUR	13	530	40.8	99	2	1	Roberts,A	LAK	24	25	311	13	90	2
2	Lee,M	ICC	20	670	33.5	101	2	2	Jackson,A	STC	19	6	206	10.8	87	1
3	Patterson	MOH	33	1007	30.5	44	0	3	Lockett	ICC	25	7	266	10.6	71	0
4	Erickson	CHI	36	1055	29.3	77	0	4	Crowder	SBE	32	20	309	9.7	82	1
5	Huff	SEA	39	1010	25.9	109	3	5	Richard	CHP	33	12	317	9.6	53	1
6	Richard	CHP	28	701	25	54	0	6	Humphries	COW	20	17	185	9.3	18	0
7	Thompson,D	GEO	24	600	25	62	0	7	Tate,B	BUD	21	10	194	9.2	41	0
8	Smith-Schu	VV	13	323	24.8	34	0	8	Peppers,J	ERI	31	9	286	9.2	74	1
9	Thomas,D	YOR	19	465	24.5	34	0	9	Ervin	VV	17	10	154	9.1	18	0
10	Harris,D	TOR	20	486	24.3	36	0	10	Sherels	BUD	14	2	110	7.9	63	1
11	Weems,E	NJ	25	601	24	40	0	11	Weems,E	NJ	12	12	93	7.8	14	0
12	Tate,B	BUD	18	430	23.9	47	0	12	Landry	GEO	22	16	170	7.7	16	0
13	Clement	SBE	18	423	23.5	54	0	13	Hester	MOH	19	8	136	7.2	19	0
14	Peppers,J	ERI	31	722	23.3	40	0	14	Brown,A	TCT	30	17	213	7.1	27	0
15	Roberts,A	LAK	19	438	23.1	60	0	15	Ginn Jr.	SC	21	12	147	7	18	0
16	Shepherd	BRH	14	315	22.5	44	0	16	Rogers,C	BRX	25	13	169	6.8	17	0
17	Hill,T	TOR	14	312	22.3	38	0	17	Hill,T	TOR	21	5	140	6.7	19	0
18	Switzer	PIC	15	328	21.9	50	0	18	Edelman	AUR	14	5	91	6.5	13	0
19	Ginn Jr.	SC	15	317	21.1	61	0	19	Royal	BRH	21	7	127	6	83	1
20	Smallwood	SS	27	560	20.7	101	1	20	Amendola	YOR	29	12	174	6	15	0

RUSHING LEADERS								RECEIVING LEADERS							
Rk	Player	Team	Att	Yds	Ave	Lg	TD	Rk	Player	Team	No	Yds	Ave	Lg	TD
1	Elliott,E	VV	266	1190	4.5	95	10	1	Crabtree	NJ	89	861	9.7	58	2
2	Howard,J	SBE	237	1171	4.9	50	6	2	Hilton	DTL	79	1423	18	75	14
3	Crowell	NJ	231	1074	4.6	31	5	3	Edelman	AUR	65	918	14.1	86	14
4	Johnson,D	BUD	232	1071	4.6	36	2	4	Brown,A	TCT	64	912	14.3	58	10
5	Ajayi	MOH	219	1023	4.7	53	3	5	Jeffery	BRH	63	909	14.4	46	6
6	Freeman,D	PIC	189	1017	5.4	62	8	6	Hopkins,D	BRH	63	1004	15.9	58	6
7	Bell,L	LAK	213	1001	4.7	54	3	7	Landry	GEO	63	703	11.2	63	5
8	Hunt,K	SEA	219	875	4	58	2	8	Diggs	BUD	62	645	10.4	33	2
9	Blount	COW	176	873	5	43	12	9	Cooper,A	VV	60	881	14.7	64	8
10	Hyde,C	DTL	175	853	4.9	39	6	10	Baldwin	SS	58	775	13.4	60	5
11	Murray,D	TOR	232	836	3.6	39	5	11	Adams,D	AUR	57	1094	19.2	53	10
12	Fournette	BRX	165	794	4.8	24	9	12	Evans,M	COW	57	769	13.5	54	6
13	Cook,D	STC	158	720	4.6	32	5	13	Beckham Jr	SS	55	788	14.3	50	6
14	McCoy,L	GEO	183	718	3.9	42	7	14	Jones,J	MOH	54	906	16.8	75	9
15	Miller,L	CHP	185	709	3.8	55	2	15	Davis,C	SC	53	689	13	81	4
16	Stewart	BRH	139	639	4.6	22	4	16	Fitzgerald	COW	52	498	9.6	39	2
17	McCaffrey	CHI	151	638	4.2	34	1	17	Olsen	CHI	51	560	11	63	4
18	Gordon,M	TCT	134	637	4.8	53	5	18	Kerley	SC	51	592	11.6	39	2
19	Mathews,R	BRH	106	603	5.7	37	8	19	Thomas,D	BUD	50	560	11.2	39	3
20	Ingram,M	VV	113	571	5.1	55	5	20	Beasley,C	GEO	48	507	10.6	48	5
21	Dixon,K	SS	99	529	5.3	24	1	21	Nelson,J	ERI	48	525	10.9	62	5
22	Foreman,D	SS	106	528	5	34	1	22	McCaffrey	CHI	48	358	7.5	42	0
23	Gore	STC	142	500	3.5	27	3	23	Jones Jr.	CHI	47	817	17.4	65	9
24	Mariota	BRX	62	499	8	43	5	24	Tate,G	PIC	46	713	15.5	47	2
25	Michael	ERI	119	481	4	32	1	25	Wallace,M	ICC	46	744	16.2	54	5

INTERCEPTION LEADERS								SACK LEADERS				TACKLE LEADERS			
Rk	Player	Team	No	Yds	Ave	Lg	TD	Rk	Player	Team	No.	Rk	Player	Team	No.
1	Rodgers-Cr	DTL	6	46	7.7	34	0	1	Miller,V	YOR	15	1	Ogletree	ICC	102
2	Peters,M	SBE	6	76	12.7	31	0	2	Ingram,M	VV	14	2	Mack	SEA	101
3	Jenkins,J	BRH	4	41	10.3	21	0	3	Morgan,D	SBE	12	3	Timmons	YOR	82
4	Collins,L	SBE	4	56	14	51	1	4	Hunter,D	TCT	11	4	Wagner,B	TCT	79
5	Burns,A	BRX	4	60	15	37	0	5	Young,W	AUR	11	5	Brown,Z	ERI	78
6	Worley	SS	4	100	25	61	1	6	Flowers,T	ERI	10	6	Posluszny	SS	76
7	Brown,Z	ERI	4	19	4.8	13	0	7	Harrison,J	NJ	10	7	Lee,S	LAK	74
8	Smith,S	GEO	4	52	13	27	0	8	Bosa	ERI	10	8	Alexander	TCT	71
9	Boddy-Calh	MOH	3	120	40	44	2	9	Kerrigan	COW	10	9	Harrison,J	NJ	71
10	Jackson,A	STC	3	95	31.7	48	1	10	Beasley Jr	GEO	10	10	Dansby	AUR	69
11	Quin	COW	3	61	20.3	30	0	11	Ogbah	BRX	9	11	Foster,M	BRH	68
12	Collins,J	CHP	3	30	10	21	1	12	Murphy,T	DTL	9	12	Alonso	CHI	68
13	Watt,T	COW	3	116	38.7	53	1	13	Atkins	YOR	9	13	Murphy,T	DTL	67
14	Berry,E	VV	3	53	17.7	53	0	14	Casey	TCT	8	14	Shaw,J	BRX	67
15	Tabor	BUD	3	39	13	35	1	15	Peppers	LAK	8	15	Kendricks	PIC	67
16	Gay,W	YOR	3	81	27	42	0	16	Orakpo	LAK	8	16	Woodyard	ERI	66
17	Timmons	YOR	3	44	14.7	43	0	17	Griffen	PIC	8	17	Orr,Z	AUR	66
18	Hayward	ICC	3	52	17.3	30	0	18	Garrett,M	ERI	8	18	Collins,J	CHP	65
19	Lattimore	SEA	3	56	18.7	40	0	19	Dunlap,C	SS	7	19	Vernon	SEA	64
20	Butler,D	GEO	3	29	9.7	15	1	20	Williams,K	TCT	7	20	Cox,F	ICC	64

SCORING LEADERS													
Rk	Player	Team	FG	XP	2Pt	Run	Rec	Int	KR	PR	Fmb	Sf	Tot
1	Lutz	AUR	14	49	0	0	0	0	0	0	0	0	91
2	Edelman	AUR	0	0	1	0	14	0	0	0	0	0	86
3	Tucker	ICC	19	29	0	0	0	0	0	0	0	0	86
4	Hilton	DTL	0	0	0	0	14	0	0	0	0	0	84
5	Succop	CHP	19	24	0	0	0	0	0	0	0	0	81
6	Sturgis	PIC	17	28	0	0	0	0	0	0	0	0	79
7	Catanzaro	BRX	14	37	0	0	0	0	0	0	0	0	79
8	Blount	COW	0	0	0	12	0	0	0	0	0	0	72
9	Folk	VV	14	27	0	0	0	0	0	0	0	0	69
10	Bailey,D	CHI	14	25	0	0	0	0	0	0	0	0	67
11	Gonzalez	TOR	17	16	0	0	0	0	0	0	0	0	67
12	Elliott,E	VV	0	0	0	10	1	0	0	0	0	0	66
13	Crosby	SBE	14	20	0	0	0	0	0	0	0	0	62
14	Mathews,R	BRH	0	0	1	8	2	0	0	0	0	0	62
15	Dawson	DTL	9	33	0	0	0	0	0	0	0	0	60
16	Fournette	BRX	0	0	0	9	1	0	0	0	0	0	60
17	Adams,D	AUR	0	0	0	0	10	0	0	0	0	0	60
18	Sanders,E	BRX	0	0	0	0	10	0	0	0	0	0	60
19	Brown,A	TCT	0	0	0	0	10	0	0	0	0	0	60
20	Zuerlein	LAK	10	29	0	0	0	0	0	0	0	0	59
21	Janikowski	MOH	12	22	0	0	0	0	0	0	0	0	58
22	Novak	COW	11	24	0	0	0	0	0	0	0	0	57
23	Gano	YOR	14	14	0	0	0	0	0	0	0	0	56
24	Jones Jr.	CHI	0	0	0	0	9	0	0	0	0	0	54
25	Lee,M	ICC	0	0	0	0	7	0	2	0	0	0	54
26	Freeman,D	PIC	0	0	0	8	1	0	0	0	0	0	54
27	Jones,J	MOH	0	0	0	0	9	0	0	0	0	0	54
28	Parkey	BRH	11	19	0	0	0	0	0	0	0	0	52
29	Santos	GEO	11	17	0	0	0	0	0	0	0	0	50
30	McCoy,L	GEO	0	0	1	7	1	0	0	0	0	0	50

KICKING LEADERS										PUNTING LEADERS									
Rk	Player	Team	FGA	FGM	FG%	40	50	Lg	Pts	Rk	Player	Team	No	Yards	Tb	20	Lg	Bk	Ave
1	Lutz	AUR	16	14	87.5	5	0	48	91	1	Lee,A	MOH	53	2611	7	17	79	0	49.3
2	Tucker	ICC	24	19	79.2	12	4	56	86	2	McAfee	BRX	46	2260	8	17	58	0	49.1
3	Succop	CHP	21	19	90.5	4	1	51	81	3	Morstead	DTL	41	1960	4	18	57	0	47.8
4	Catanzaro	BRX	17	14	82.4	2	0	44	79	4	King,M	TOR	62	2951	6	22	60	0	47.6
5	Sturgis	PIC	20	17	85	6	1	51	79	5	Lechler	STC	62	2944	3	27	56	0	47.5
6	Folk	VV	16	14	87.5	5	1	50	69	6	Martin,S	LAK	50	2366	8	25	60	0	47.3
7	Bailey,D	CHI	17	14	82.4	4	2	50	67	7	Hekker	COW	51	2411	0	23	65	0	47.3
8	Gonzalez	TOR	24	17	70.8	6	2	54	67	8	Jones,D	YOR	56	2641	4	22	60	0	47.2
9	Crosby	SBE	17	14	82.4	4	2	54	62	9	Nortman	BRH	51	2379	5	17	64	0	46.6
10	Dawson	DTL	16	9	56.3	1	0	45	60	10	Jones,C	TCT	67	3098	1	17	56	1	46.2
11	Zuerlein	LAK	16	10	62.5	4	1	54	59	11	Bosher	VV	46	2126	1	19	57	0	46.2
12	Janikowski	MOH	17	12	70.6	3	1	51	58	12	Huber	CHP	54	2495	2	23	57	0	46.2
13	Novak	COW	14	11	78.6	4	2	52	57	13	Berry,J	SS	52	2395	0	16	55	0	46.1
14	Gano	YOR	22	14	63.6	0	0	38	56	14	Anger	ICC	46	2110	1	23	57	0	45.9
15	Parkey	BRH	15	11	73.3	1	0	40	52	15	Colquitt,D	SBE	74	3386	11	37	72	0	45.8



with
Arpin Plunderflunder

FANTASY FREAKZ!

Week 12 Forecast

Week 11 Analysis

From Riches to Rags – three WRs who went from the Top 5 in Week 10 to second-string category in Week 11: **Antonio Brown** (10FP); **Doug Baldwin** (5FP); and **Brandin Cooks** (1FP).

From Rags to Riches – three players who came out of nowhere to make an impact in Week 11: **Samaje Perine**, RB (20FP); **Donte Moncrief**, WR (18FP); **Nick Foles**, QB (20FP).

My Smart Play for Week 11, **Jonathan Stewart** (15FP), might have done more if the Hawks had gone into “clock” mode earlier.

Just when we had written them off, **DeShaun Watson** (19FP), **Joe Flacco** (19FP), and **Sam Bradford** (15FP) rebound and post top-half numbers.

In case you forgot, RBs get points for TD catches too, as owners of **David Johnson** (28FP) – 2 TD rec; and **Rashad Jennings** (22FP) – 1 TD rec; were pleased to be reminded of this week.

Proving the best defence is a poor offence, the top 3 Week 11 Ds, **Twin Cities** (18FP); **Brooklyn** (16FP); and **LA** (14FP) all faced poor offensive opponents.

Who's Hot?

Matt Ryan (AUR)

15-22, 250yds, 4TDs **26FP**
After posting a relatively modest 17FP last week he is back on top with a 4-TD day.

LeGarrette Blount (COW)

19 – 72yds, 3TDs **25FP**
Has emerged as a recent fantasy star with 81FP pver the past 4 weeks.

TY Hilton (DTL)

10-204yds, 3 TDs, **38FP**
His second 200+ yard day and 8th game with 100+ yards. Is there even more to come?

Who's Cold?

Aaron Rodgers (SBE)

13 – 30, 95yds, **1 INT 3FP**
No surprise here – merely pointing out that he may have bottomed out this week.

Carson Wentz (STC)

9 – 18, 59yds, 1 INT **0 FP**
The worst day of a three-week slide. Bringing his team and fantasy teams down with him.

Michael Thomas (STC)

2-8yds, 6 targets, **0 TDs 1FP**
Unfair to double-dip on Chargers but fair to wonder who is dragging down who.

QUESTION OF THE WEEK

With Antonio Brown out I have to start a sub. Do I go with Willie Snead or Jamison Crowder? – Alex (Glen Burnie)

Crowder has been quiet most of the year but has shown play-making ability. His biggest problem is Aaron Rodgers. Snead is more active and reliable, but he is coming off an injury and will be facing the Aurora secondary. Tough, but have to go with Willie here.

SMART
PLAY

Devonta Freeman, RB (PIC). Going with a hunch here. The Spartans want to control the ball and the Mustangs' line can be softened up by the run game. Freeman may be the only path to victory.





AROUND THE



With Spats McChad



NEW YORK – In 2017, the Year of the Fire Rooster, people in general were supposed to be politer and less stubborn. Frankly, I saw no evidence of a change in society's mood. People on the streets of New York appeared tenser than ever. Our public figures, on both sides of the political divide, continued to behave disgracefully. Our foreign policy continued to be belligerent. Our agenda-driven mainstream media continued to report innuendo and gossip using rhetorical tricks to prompt naïve readers to accept them as facts. The casualty counts of our mass shootings hit a new high. We appeared to be on course, more than once, to declare war on both North Korea and Iran and then, not. About the only thing that consistently went right in 2017 was the rise of the stock market – which either means that we are heading for a crash in 2018; or the smart money likes something about the direction of the Trump Administration.

So, with its predictive reputation somewhat battered here in the United States (I can't speak for what happened in China in 2017), I nevertheless turn to the Chinese Zodiac in an attempt to figure out what's in store for society and the EFL in 2018. In the case of the latter, it's worth a shot, as traditional football indicators no longer appear to be working.

2018 is the Year of the Dog. The dog is a good friend to Man (species "man," not gender "man," so relax you politically correct dweebs!). Perhaps, as many claim, the dog is Man's *best* friend. So, in a year ruled by Man's Best Friend I am expecting some pretty damn good fortune to come the world's way in 2018. Perhaps a bank bailout of the average American's record debt will be implemented – as a Thank You to the American taxpayer for bailing the banks out in 2008. If some banks are "to big to fail," an entire nation of 323 million people must surely be as well. *Ahhhh....* a man can dream can't he?

In terms of football, the message is clear: 'dogs will rule. The problem is: figuring out which teams are actually the underdogs. There are a lot of fakes out there; like the rebounding Twin Cities and Durham squads, who both appear ready to make a push after playing possum or most of the first half of the season. Would either of those *technical* underdogs truly surprise if they were to make noise in the post-season? I know I wouldn't be surprised. Of course, I may have the wrong sports "dog" in mind here. Although, traditionally, "dogs" in sports are thought of as "underdogs," perhaps the Year of the Dog will be ruled by the Top Dogs. In that case, there appears to be just one of those: Aurora. But they are mustangs, not dogs. Seeing as the closest thing to a dog nickname in the EFL is the Wolverines however, the Mustangs may have to serve as honorary dogs this year – after all, horses (the broken-in kind) are friendly and useful to Man as well.

It's turning into a Fool's Game trying to make sense of this current EFL season, and Week 11 did not make things any easier. And while I have made a bit of a fortune posing as a fool, I tend to shed the image when things get serious. We are heading into "crunch time" in the playoff race and it's a crowded pack at full gallop behind Aurora. From here on in, I'm just calling it like Race Caller at the Kentucky Derby, without trying to predict which horse will lose a shoe or "Seabiscuit" us in the final stretch. So, let's look at Week 11.....

TYMVP

It was a wild and wacky game at Jurassic Park that ended as improbably as it was played with a 35-34 win for Durham. This is one that ultimately the Pats let get away; and, with it, any reasonable shot at a playoff spot. Conversely, if the Thunder Lizards eventually find their way into the playoffs, this game could very well be looked back upon as a microcosm of their season.

The signs of strangeness came early in this one when ***Dominique Rodgers-Cromartie*** picked off ***DeShaun Watson*** on the Pats' second series and fumbled the ball during the return. Ethan Pocic recovered for Charleswood and five plays later ***Mohamed Sanu*** turned an innocent-looking short hitch into a 39-yard touchdown pass to make it 7-0.

A flustered ***Drew Brees*** tried to get it back all at once with a couple of deep attempts looking for his security blanket ***TY Hilton*** but the Pats were ready and Durham was soon forced to punt. On the ensuing Pats' possession, the Lizards forced another turnover when ***Kam Chancellor*** punched the ball out of Watson's arms during a scramble and ***Richard Sherman*** recovered at the Pats' 26. But Durham squandered its opportunity when Brees promptly threw an interception, with ***Aqib Talib*** snaring the pass tipped by safety ***HaHa Clinton-Dix*** and returning it 46 yards to the Durham 28. Two plays later, Watson, looking like the Brees of 2012, threw a perfect touch pass on a fly to ***Sammy Watkins*** for a 31-yard touchdown to make it 14-0.

Durham returned fire with a pair of completions to Hilton for 43 yards and a pair of ***Carlos Hyde*** runs of 16 and 10 yards, with the latter finding the end zone. But the Pats' ***DeShaun Watson*** engineered a determined drive, mostly through the air

into the teeth of the Lizards' defence, to regain the two-TD advantage on an 11-yard short hitch to **Duke Johnson Jr.** Watson then set up a late field goal with a 47-yard pass to Sanu to make it 24-7 Pats with just 0:21 left in the first half.

The fans at Jurassic Park howled in discontent, even as **Brandon Langley** returned the largely symbolic kickoff 43 yards to the Durham 45. They booed particularly loudly as Brees stepped under center with just 0:13 left – some of them probably hoping he would not attempt a pass, in order to avoid an interception. And then the next strange thing happened: The Pats sent their base 4-3 onto the field to face a nearly certain kneel down or passing situation, perhaps prompted by the Lizards sending a two-back set onto the field. But anyone who knows Durham's tendencies knows that they don't need a third or fourth WR on the line in order to throw to the player who really matters. Having **Tyler Boyd** as an option would only serve as a distraction from the sole imperative to find **TY Hilton** in space. It was odd enough that the Pats chose to deploy only 4 corners, but the apparent decision to key on **Carlos Hyde** was truly baffling. As Brees dropped back, the Pats' front seven stuck to their lanes, and their corners peeked into the Durham backfield, **TY Hilton** jetted in front of **Aqib Talib** on a deep post route and Brees did not miss this time. He hit Hilton perfectly, allowing him to run through a glancing desperation blow by Talib and rocket into the end zone for a 55-yard TD pass play with just 1 second remaining on the clock. In the space of 12 seconds the Lizards went from looking dead in the water to having new life, down just two scores heading into the half. The approving fans, apparently forgetting their mood mere seconds before, cheered giddily as **Phil Dawson** nailed the point after. They perhaps sensed that they had just witnessed a turning point.

In retrospect, they had. The Lizards rode the momentum they had built with that improbable last play of the first half into the 3rd quarter. They scored on their first possession of the half and took the lead 5 minutes later after the second interception by Rodgers-Cromartie set up the



TY Hilton hauls in a long hitch from **Drew Brees** for the winning TD with 0:26 remaining in Durham's 35-34 win over the Pats.

offence at the Charleswood 36-yard line. **TY Hilton** finished off that drive with a 16-yard catch-and-run through the Pats' zone to make it 28-24 Lizards. Jurassic Park was abuzz as fans chanted "**T-Y-M-V-P! T-Y-M-V-P!**" The genetically-engineered, dinosaur cyborg, **Raptorius Blaster**, Durham's mascot, simultaneously horrified and delighted the sell-out crowd by bounding across the field and into the stands with impossible speed, pretending to engulf the heads of players and fans alike with its huge, powerful jaws before pulling back at the last second. Nobody could be certain that the electronic device used to control the creature remotely from the press box would not short-circuit or lose its signal, and that made every playful mock head chomping thrilling.

Things appeared to be going Durham's way as certainly as the Pats had looked in control before the final play of the half. On this day, that was a warning sign. The Durham defence forced a demoralized Pats' offence into a three-and-out and Brees took over at his own 9-yard line. He wasted no time returning to his magic man. On the first play he looked for Hilton on a short slant. But Pats' linebacker **Jamie Collins** was ready for it and picked it off on the run, bringing it in untouched for a pick-six. The roller coaster ride continued for the Durham faithful as the Pats were suddenly alive again and in front, 31-28. Boos rained down on the field as the Lizards followed up with a three-and-out and a few disgusted fans, unable to witness any more, started to leave the stadium with over 10 minutes remaining after watching Brees throw the ball straight into the arms of Charleswood safety, **Mark Barron**, on the next series for his third interception of the game. That turnover set up a 28-yard **Ryan Succop** field goal and put the Lizards behind by a converted touchdown with 5:13 remaining in the game.

The drive that followed was a white-knuckler the whole way, for both teams. Things did not start well for the Lizards. With the Pats in high gear and gunning for the quarterback, the Durham offensive line was flagged three times for holding, the second of those wiping out a 3rd & 1 conversion and the third setting up a 3rd & 16 from the Durham 16-yard line after a Charleswood offsides

penalty. With the Pats flooding the secondary with 7 DBs, Brees found Hilton up the seam for an 18-yard completion and a first down. Two plays later he hit Hilton on a slant for 14 yards. After an 11-yard run by **Carlos Hyde** brought them to the Pats' 41 and yet another holding call pushed them back to their own 49, Brees hit Hilton for 8 yards on 1st & 20 which set the stage for an eventual 3rd & 3 conversion by Hyde. Then, with 0:59 seconds left and the ball on the Pats' 27, Durham called a timeout. This would certainly be their last possession of the game and time was now a factor. On 2nd & 10 Brees once again found Hilton on a slant for 12 yards to the Pats' 15-yard line, but on the next snap their fifth holding penalty of the drive pushed them back to the 25. Facing 1st & 20 with just 0:35 left in the game, Brees dropped back and surveyed a field crawling with Patriot defensive backs in straight 'man' coverage. Talib cheated a little to the deep side as Hilton streaked toward the end zone. But just before he reached the goal line, he turned around abruptly just in time to snare a high-flying missile from his quarterback. The force of the throw pushed a leaping Hilton backwards and he fell across the goal line for a touchdown. The fans at Jurassic Park exploded in joy. All was forgiven in that moment. The magic of the Brees-to-Hilton connection had made things "right" again. All that remained was for their erratic kicker to finish the job. Dawson made no mistake on the extra point, making it 35-34, a score that held up with just 0:24 seconds left for Durham's sixth win of the year.

It was an amazing win for Durham made possible by two amazing things. The first was the play of Brees and Hilton in the clutch. If the Lizards go on to salvage their season the second part of that duo has to be in the running for MVP. The second was that the Pats' did not double-cover Hilton even once the entire game. They left Talib on an island to fend for himself. He did his part, limiting Hilton to 10 catches in a whopping 20 targets and picking off a pass in the process. But his effectiveness dwindled as the game progressed, a factor of the physical toll of trying to mirror a jet-propelled water-bug like Hilton all by himself. A little help might have made a big difference on that final drive. Maybe I would be writing now about **Cooper Kupp**....

AROUND THE EFL

The Week Eleven slate was riddled with another raft of unbearable clunkers. But one of those drew a lot of attention for the completeness of the victory and role reversal of what had been initially expected from the protagonists.

At Bluffs Stadium in Scarborough a sellout crowd watched in stunned silence as the Triumph thoroughly humiliated the Blue Eagles on both sides of the ball by the score of 27-0. With rare goodwill and optimism from the typically surly Scarborough crowd permeating the air prior to the game, it was like a cruel joke to then watch the home team's offence totally derail and its prized secondary career frantically around the field in confusion at a Triumph game plan replete with the likes of **Shane Vereen**, **Charles Clay** and **James White**. Where was **Antonio Brown**? He was there, but more of a decoy than a weapon until he was knocked out of the game entirely in the 4th quarter. In his place, the money shots went to **Rishard Matthews**, who opened the game with a 45-yard bomb and hauled in TD passes of 10 and 12 yards in the 1st half. As for the Scarborough offence, **Jordan Howard** came out of the game after his second carry when he twisted his knee slipping on the sandy Bluffs turf. With no running threat and the Triumph playing nickel-pass all the way, **Aaron Rodgers** looked a lot like a svelte version of **Ryan Leaf**, finishing with 95 yards passing, 1 interception and a game day QB rating of 37.5. Actually, Leaf has had better games...Does this mean the Triumph are back and the Eagles are scrap? Heck, I never saw this one coming, so I am going to reserve judgement until I see how they both rebound.

At the Big House in Chino, the quarterbacks played pivotal roles in their teams' fortunes as the Convicts surprised the North Stars, 21-18. Despite being outmuscled in the trenches the Convicts found a way to convert their opportunities into touchdowns thanks to several key plays by **Dak Prescott**. He set up a perfect screen to **Christian McCaffery** that went for 42 yards then ran it into the end zone two plays later from 10 yards on a designed QB draw for Chino's first TD. In the second half he capped the other two good Chino drives with TD passes to finish with a hand in all three of his team's scores. On the other side, **Brian Hoyer** got the offence moving well in between the 20s, but turned the ball over twice: the first a fumble at the Chino 5-yard line that denied them points before half time, and the second a 4th quarter interception at the Convicts' 3-yard line with 2:28 left in the game during their attempted comeback. Sensing a controversy, **Tyrod Taylor** standing on the sideline, with clipboard in hand, was the media's most filmed player of the game.

I noted a general trend in Week Eleven that will have fans of certain front-runners worried. The Brooklin Hawks, Iowa City Cubs and Pickering Spartans all struggled to put down the three sickest teams in the league.

In Toronto, the woeful Wolverines intercepted ball control specialist **Alex Smith** twice and forced a **Ryan Mathews** fumble to stay close in a game that should have been over by half time. Despite losing **Ryan Tannehill** early in the contest and his back-up **Matt Moore** getting sacked 6 times and pressured all day, Toronto somehow managed to get close enough, often enough, for the spasmodic leg of **Zane Gonzalez** to kick four field goals in a 20-12 loss.

At Stone Pony Shore in New Jersey, the Wrecking Balls dominated the Cubs on the line of scrimmage and on the stat sheet in almost every category but the score in a 24-14 Cubs win. Despite 390 yards from the much-maligned New Jersey offence, a 41 to 19 advantage in minutes of possession, and their defence holding the Cubs to just 11 first downs and 204 yards of offence, the game turned tragically against the Wrecking Balls on a 41-yard pass interference penalty in the end zone that set up a TD; a **Jamar Taylor** fumble recovery and 62-yard return for a touchdown; and a goal line stand by the Cubs at the end of the third quarter.

At the Kingdome in Seattle, mercifully far away from the hospital bed of Spartans coach **Gus Konstantakos** (who is still recovering from his head blowing up in New Jersey two weeks ago), Pickering found themselves tied 17-17 with the Pilots late in the 3rd quarter. This simple fact, regardless of how it came to be, would have killed the Spartans coach had he been there. But the steady **General Pausanias** kept his players from panicking. **Devonta Freeman** soon burst free for a 62-yard run to set up what would prove to be the winning field goal and the defence shut down the Pilots "attack" in the 4th quarter for a 23-17 Pickering win.

BUG THE BOOKIE!

JIMMY THE GEEK GIVES YOU HIS PICKS FOR
WEEK TWELVE EFL ACTION
























Your source for fantasy and on-line betting solutions



RECORD VS THE SPREAD AFTER WEEK 11:

78-50-4

PLAYOFF PICTURE AT A GLANCE

EAST			CENTRAL			WEST		
IN	ALIVE	OUT	IN	ALIVE	OUT	IN	ALIVE	OUT
 1	 1		 3	 4		 2	 2	
 W	 3			 5		 W		
				 6				
NORTH			ATLANTIC			SOUTH		
IN	ALIVE	OUT	IN	ALIVE	OUT	IN	ALIVE	OUT
 2	 1		 3	 3		 1	 2	
 W	 4		 W				 5	
							 6	

Jimmy's WEEK TWELVE PICKS

GAMES TO WATCH

BRUXELLES @ BROOKLIN (line – HAWKS by 4)

INJURIES: **Bruxelles** – Josh Kline (PROBABLE), Marcus Mariota (QUESTIONABLE), Bud Dupree (OUT), Leonard Fournette (OUT), Cory Harkey (OUT), Matt Kalil (OUT), Jason Verrett (OUT), Dede Westbrook (OUT), Tahir Whitehead (OUT); **Brooklin** – Clay Matthews (PROBABLE), Eddie Royal (QUESTIONABLE), Rob Gronkowski (OUT), Alshon Jeffery (OUT), Charles Johnson (OUT), Manti Te'o (IR).

Here it is – the game that could ultimately decide the East Division. While neither team can clinch the title here, a win for the Bombers means they will be two games in front of the Hawks and control the tie-breaker with just four games left. That is a steep and slippery slope for Brooklin to climb against a team that appears charmed in its first season across the pond. A Brooklin win and it is practically even between these teams heading into the season's final quarter. So, this is a bad time for Marcus Mariota to be listed as "questionable." Behind Mariota, in the event that he cannot play, is Nick Foles, a veteran back-up with an impressive resume as a relief pitcher. But what Foles lacks that makes Mariota so devastating is the ability to fix a broken play with his legs.

With workhorse back, Leonard Fournette definitely out, that will put a lot of pressure on the passing game to deliver against the sharp cornerback tandem of Brent Grimes and Janoris Jenkins. The Bombers played inspired football in Week One to snatch the overtime win but it took a yet-to-be repeated banner day from Terrelle Pryor and a 42-yard pass interference penalty in OT to push them over the edge. The Hawks looked like the better team then and they will look like it this week. **PICK: BROOKLIN**

DURHAM @ COWTOWN (line – THUNDER LIZARDS by 2)

INJURIES: **Durham** – Quan Bray (DOUBTFUL), Eric Decker (OUT), KJ Dillon (OUT), Elvis Dumervil (OUT), Eddie Goldman (OUT), Theo Riddick (OUT), Eric Rowe (OUT), Geno Smith (OUT), Kevin White (OUT); **Cowtown** – Jahleel Addae (QUESTIONABLE), Steve Smith (QUESTIONABLE), Robert Ayers Jr (OUT), Cedric Ogbuehi (OUT).

The Lizards most dominant single game performance this season came in Week One against the Corn Kings. Now ten weeks have passed and these appear to be two completely different teams. Although the Lizards are riding a five-game win streak and currently hold the first wildcard spot, theirs has been a shaky run against weak competition. Injuries and an erratic Drew Brees were factors in making Durham look weak in victory. They are coming off a crazy win where the only impressive thing about it was TY Hilton. But he was really impressive, taking over the game in the second half to rescue his QB. Since falling ignominiously to Toronto in Week Four, Cowtown has put together a robust 5-2 stretch against some stiff competition. Concerns about Joe Flacco were mitigated somewhat by last week's precision performance against Erieau, but the Durham defence is a different animal (a dinosaur actually); one that mauled him in Week One. Expect Flacco to get a quick hook in favour of Jimmy Garoppolo if things don't start well. The newly confident Corn Kings can vault into a wildcard spot with a win here. Expect them to even the score. **PICK: COWTOWN**

CHINO @ VIRDEN (line – VIOLATORS by 4)

INJURIES: **Chino** – Barry Church (OUT), Johnathan Joseph (OUT); **Virden** – Evan Mathis (DOUBTFUL), David Morgan (DOUBTFUL), Jared Odrick (DOUBTFUL), Ronnie Stanley (DOUBTFUL), Lane Johnson (OUT), Dexter McCluster (OUT), Caraun Reid (OUT), Chance Warmack (OUT).

The Convicts may have rescued their season with last week's upset of Budapest, while the Violators made a statement that they are the team to beat in the Central with their demolition of the Swordfish. Although fighting for different prizes, these are two evenly-matched teams who both need to keep winning – Virden to stay ahead of a resurgent Triumph; and Chino to catch the red-hot Knights. The Violators are, as usual, banged up on the offensive line, but don't expect that to hurt them much with league-leading rusher Ezekiel Elliot busting tackles and Derek Carr getting the ball out quickly. The Convicts are missing their best defender in Barry Church, as well as starting corner Johnathan Joseph, which may prompt Virden to throw the ball downfield more. But, in the end, it will be the Virden running game versus the play of Chino's Dak Prescott that will decide this one. Expect Virden to hold on to the ball longer than the Convicts and eventually grind out a comfortable victory. **PICK: VIRDEN**

GAMES OF NOTE

ST. CHARLES @ MOHAVE (line – HELLFIRE by 5)

INJURIES: **St. Charles** – Bryce Callahan (OUT); **Mohave** – Andrew Luck (PROBABLE), Briean Boddy-Calhoun (QUESTIONABLE), Nick Mangold (QUESTIONABLE), Vladimir Ducasse (OUT), Kendall Reyes (OUT), Daryl Williams (OUT), Robert Woods (OUT).

The Chargers charged smack into the brick wall of reality last week against Aurora. The team we thought they were showed up and more as they were trampled by the Mustangs in both phases of the game. But it took the league's hottest team to expose them and, while the Hellfire are on a hot-streak of their own as winners of five of their last six, they are no Aurora. Mohave sits one game back of a wildcard berth, chasing LA at the moment. The Chargers remain in the hunt but must start their push right now if they hope to have a fair chance down the stretch. When these teams met back in Week One, a 4th quarter TD drive engineered by Carson Wentz wound up being the difference on a day when both offences sputtered. The Hellfire had steadily improved since then until last week when they managed just 7 points against the Glads. Andrew Luck went down to injury and is currently listed as "probable" for this week. If he cannot play, expect the Chargers to win outright. Even if he can, expect the spread to be close. **PICK: ST. CHARLES**

TWIN CITIES @ IOWA CITY (line – CUBS by 6)

INJURIES: **Twin Cities** – Tyler Eifert (QUESTIONABLE), Melvin Gordon (DOUBTFUL), Joel Bitonio (OUT), Clint Boling (OUT), Antonio Brown (OUT), Phillip Gaines, Doug Martin (OUT), Byron Maxwell (OUT); **Iowa City** – Vince Biegel (DOUBTFUL), David Njoku (DOUBTFUL), CJ Prosise (OUT), Lee Smith (OUT).

The Triumph winning streak stands at three after they bulldozed Scarborough last week. The dominance they displayed in that victory has many pundits musing that the Triumph could run the table and re-emerge as a major factor in the post-season. Hey, in a season like this one I would never rule out the possibility. But in a season like this one, the team that looks like a tiger one week often

looks like a kitten the next. With Antonio Brown out, Melvin Gordon listed as “doubtful,” Doug Martin out, and Orleans Darkwa called up from the grocery-bagging squad to start at running back, it is hard to envision the Triumph stealing this game on the road against the mostly healthy West Division-leading Cubs. Still considered by many to be the team to beat in the Pacific Conference, the Cubs have not roared much in victory. But if they don’t win this one by a touchdown there is a problem. **PICK: IOWA CITY**

AURORA @ PICKERING (line – MUSTANGS by 7)

INJURIES: **Aurora** – NaVorro Bowman (OUT), JJ Watt (OUT); **Pickering** – Ronald Leary (PROBABLE), Tyvon Branch (OUT), Charles Harris (OUT), Jacquizz Rodgers (OUT).

When a team is a touchdown favourite on the road against a team that can bite like the Spartans, it is a sign that money takes that team seriously. At 11-0 and looking stronger every week, the Mustangs are without a doubt the class of the league in a year when their top competitors have been bruised more than once. Having already clinched the South Division, they are playing for home field advantage and history – hoping to become the first team to post two perfect seasons. If the Mustangs are going to lose a game this year, this one is the most likely of those left on their schedule. The Spartans currently have a tenuous hold on a playoff spot and any misstep will resonate as they face a tough schedule down the stretch. They will be motivated and bringing their ‘A’ game, something we have not seen much of since Week Four. The question is whether a Spartans’ ‘A’ game can stack up against a Mustangs’ ‘B’ game. An Aurora let up is the only scenario favouring Pickering and the ‘Stangs show no signs of letting up. **PICK: AURORA**

CHARLESWOOD @ LOS ANGELES (line – KNIGHTS by 5)

INJURIES: **Charleswood** – Dez Bryant (OUT), Marcus Gilbert (OUT), Harlan Miller (OUT), Rob Ninkovich (OUT), Aqib Talib (OUT); **Los Angeles** – Mike Adams (QUESTIONABLE).

Losers of four of their last five, the Pats appear dead in the water after collapsing in a loss to Durham last week. But appearances can be deceptive in the free-for-all Central Division, where a 9-7 record could ultimately win it. The Pats’ backs are against the wall, however, and it is unfortunate for them that they are visiting the hottest team in the Conference this week. The Knights have not always looked hot during their six-game winning streak but this is a reflection of their stuttering offence, which looks good statistically but tends to misfire at critical moments. The ‘Blue Shield’ has held firm when needed, bailing out Andy Dalton on his off-days and sustaining team morale. This defence is good enough on its own to beat the DeShaun Watson Offence. And while the Knights’ offence is not usually scintillating, it will get more than enough opportunities. **PICK: LOS ANGELES**

HOLIDAY LEFTOVERS

SEATTLE @ ERIEAU (line – CADILLAC by 4)

INJURIES: **Seattle** – Marshon Lattimore (QUESTIONABLE), Michael Brockers (DOUBTFUL), Allen Hurns (OUT), Luke Joeckel (OUT), Senio Kelemete (OUT), Scooby Wright III (IR); **Erieau** – Justin Houston (DOUBTFUL), Daniel Kilgore (OUT), Karl Klug (OUT), Niles Paul (OUT).

A team eliminated from the playoff race visits a team that is mathematically alive, but hanging by a nano-thread over the chasm of playoff doom. With essentially nothing to play for but a vestige of pride, both these teams may still prize a win in order to avoid the tag of “worst team in the EFL” and offer a glimmer of hope to their demoralized fan bases. Expect them to go at each other like cats and dogs, even if it looks like kittens and pups. As for the game, both defences are capable and overmatch their opponents’ offences, which means a low-scoring contest. Both Ds feature tough front sevens, but the Erieau pass rush is likely to be the difference-maker in severely limiting Eli Manning’s passing options. It will be Kareem Hunt vs Jordy Nelson in the big play contest, with “big play” meaning anything that helps find the end zone. If you like good defences beating up poor offences – tune in. **PICK: ERIEAU**

SCARBOROUGH @ SEBASTIAN (line – BLUE EAGLES by 3)

INJURIES: **Scarborough** – Jordan Howard (DOUBTFUL), La’el Collins (OUT), Charles Sims (OUT); **Sebastian** – CJ Anderson (PROBABLE), Mike Pouncey (QUESTIONABLE), Haloti Ngata (DOUBTFUL), Justin Pugh (DOUBTFUL), Arik Armstead (OUT), Kenneth Dixon (OUT), Delvin Breaux (IR), Shariff Floyd (IR).

Both teams are coming off bad games. But, for Scarborough, the sting of being shutout at home and gaining just 69 yards of total offence in the process is still being felt. Jordan Howard went down early in that game, which should tell you how vital he is to the Blue Eagles’ attack. He is listed as “doubtful” this week and brows are furrowing in the Scarborough media as TJ Yeldon and Corey Clement trade first team reps in practice. The Swordfish will likely have CJ Anderson back at running back, which will add depth to the offence. A strong dose of the running game is probably needed, as Jameis Winston did not fare well against the Scarborough secondary in Week One. Still, don’t put it past Russ Lemmon to challenge the elite Scarborough corners in the belief that the equally elite Odell Beckham Jr and his sidekick Doug Baldwin will make a play or two. They just might! **PICK: SEBASTIAN**

YORK @ TORONTO (line – EXCALIBURS by 1)

INJURIES: **York** – DeAndre Levy (PROBABLE), Halapoulivaat Vaitai (QUESTIONABLE), Kurt Coleman (DOUBTFUL), Josh Doctson (OUT), Denzelle Good (OUT), Eddie Lacy (OUT), Mike Williams (OUT); **Toronto** – Jonathan Allen (DOUBTFUL), Austin Howard (DOUBTFUL), Mike Gillislee (OUT), Corey Linsley (OUT), John Simon (OUT), Ryan Tannehill (OUT), Trent Cole (IR).

The various permutations that would enable the Wolverines to make the playoffs are too complex to list. But the team is still alive and must win all of its remaining games, while also getting help, to pull it off. The Excaliburs, at 4-7, are just technically alive in the Coastal Division race but still have a viable shot at the wildcard if they can put a few wins together. The York offence, while not terribly inefficient, has struggled to score thanks to turnovers and a red zone TD efficiency rate of 34% - third worst. The Wolverines defence, while statistically the worst overall, is second in takeaways, which has kept them in games. Matt Moore will start at QB for Toronto – he is a wildcard that could tip the offence in either direction. Go with Tom Brady and the better D. **PICK: YORK**

GEORGIA @ NEW JERSEY (line – GLADIATORS by 2)

INJURIES: **Georgia** – Ben Roethlisberger (QUESTIONABLE), Darius Butler (OUT), Jimmy Smith (OUT), Nick Vannett (OUT); **New Jersey** – Joe Barksdale (PROBABLE), Brian Winters (PROBABLE), Adrian Clayborn (OUT), DeMarcus Ware (OUT).

Ben Roethlisberger being listed as “questionable” makes calling this game trickier than it would normally be. As bad as Big Ben has been for most of 2017, he is better than the two alternatives on the bench for Georgia. A graphic illustration of this would be last week, when the Glads gave up only 7 points but still lost. The Wrecking Balls defence has been playing at a playoff level over the past three weeks, but the team is not getting rewarded due to the ineptitude of the offence. Although Sam Bradford probably deserved better last week against the Cubs, he is the main culprit in an offence that has averaged just 13 points per game and has generated a mere 4 plays of 25 yards or more – second worst in the league. Still, something has to break New Jersey’s way this year and expect it to be this week a wounded Glads squad. **PICK: NEW JERSEY**

BUDAPEST @ SOUTH CAROLINA (line – NORTH STARS by 5)

INJURIES: **Budapest** – Quincy Wilson (DOUBTFUL), Brandon Marshall (OUT), Orlando Scandrick (OUT); **South Carolina** – Jeff Heuerman (QUESTIONABLE), Taylor Moton (QUESTIONABLE), Riley Reiff (QUESTIONABLE), Ameer Abdullah (OUT), Keenan Allen (OUT), Branden Brooks (OUT), Joe Haden (OUT).

The second coming of the Brian Hoyer-led Budapest offence posted big yardage numbers last week, as anticipated, but the Stars lost anyway thanks in large part to Hoyer doing something that Tyrod Taylor doesn’t do very often: turn the ball over at the critical moment. The risk-reward element to Hoyer’s game must be resolved by the coaching staff before heading into tough competition, but for this week it is unlikely to have a negative impact. The Regulators are getting gouged on the ground and torched through the air and the offence cannot keep up. Losers of six-in-a-row, the Regs are effectively out of the playoff picture even if they technically remain in the hunt. They are playing out the string with a minimum of enthusiasm and it will show this week. **PICK: BUDAPEST**



ANCIENT HISTORY
CHANNEL
PRESENTS

This Week in EFL History
With Professor
Sterling Smitherman

FROM THE EFL ARCHIVES – At the end of Week 11 of the 2011 EFL season mighty **Joe Flacco** topped the list of league passers, with 2,876 yards, 24 TD passes and an impressive 104.7 QB rating. This, and the 9-2 Cowtown record, were finally developing into the stories of the year. Sure, the Blue Eagles were still drawing a lot of media attention – for the wrong reasons – as they floundered embarrassingly in their new home. Of course, everyone was also interested in what the Spartans, last year’s champs, were up to without **Brett Favre** at QB. And let’s not forget Knights Fever, brought on not by their dominant defence, but by the

offence they had never had, led by darling **Josh Freeman**. But the real shocker was the Corn Kings – a team that had been 3-13 the year before and had shown no pre-season signs of improving significantly on that dismal record.

As with any unlikely winning streak, a few good breaks are vital and Cowtown got one in Week 11 when the 2-9 Regulators decided to bet on their defence by taking three straight knees at their 45-yard line while leading 19-16 with 1:41 left. Cowtown used all 3 of their TOs to preserve the clock and got the ball back at their 28 with 1:32 left. It took Flacco 1:26 to get into FG range to tie the game and just 4:08 of OT to win it as the Corn Kings survived a scare, 22-19.

Another notable Week 11 match-up saw the 10-1 Spartans dismantle the 7-4 Blue Eagles using the ground game. **Chris Johnson** and **Rashad Jennings** combined for 178 yards and 2 TDs while the Spartans defence forced 3 turnovers in a 20-14 victory.

Finally, following the teams that the media cared about most the LA Knights stemmed a two-game losing streak by taking care of York, 23-17. **Jamaal Charles** rushed for 173 yards and **Josh Freeman** threw 2 TDs in the victory.