

2017



WEEK

8



EFL

ELITE FOOTBALL LEAGUE

In our 11th season and still going strong!

December 3, 2017

2017



WEEK

8

EAST



CENTRAL



WEST



NORTH



COASTAL



SOUTH



HISTORY!

**TY Hilton****13 Rec 231 Yds 4 TDs****Cooper Kupp****11 Rec 226 Yds 0 TDs**

Durham wide receivers **TY Hilton** and **Cooper Kupp** accomplished a first in the Thunder Lizards' 37-29 victory over Sebastian: they were the first receiving duo to register more than 200 yards receiving on the same team in the same game. More impressive was that these were quality yards in a close game. **Drew Brees** threw for 505 yards as well.

*Who was slick
in Week Eight?***"Brylcreem" THE
EFL'S FIRST SPONSOR**

OFFENCE



TY Hilton
WR
Durham
Thunder Lizards

13 Rec, 231 Yds, 4 TDs. 75 long.
One half of historic receiving day.



DEFENCE











Will Compton
LB
Toronto
Wolverines







47 T, 1 Stuff, 1 FF, 1 INT (19yds).
Forced 2 TOs and big run stop in win.




3rd Qtr 9:28, **Drew Brees** (DTL) tosses 75-yard bomb to **TY Hilton** to give Lizards a 24-20 lead.

3rd Qtr, 7:34, **Will Compton** (TOR) pick of **Sam Bradford** (NJ) at 19 snuffs out drive & sets up TD

	28 0	<p>Brooklin QB, Alex Smith fell 0.3 points shy of a perfect passer rating in pitching the Hawks to a complete game shutout of the Violators. Smith completed 5 passes of 20+ yards in completing 16 of 17 attempts for 230 yards to power the attack. He also snuck across the goal line for the team's 2nd TD. Virden tried to run, but quickly was forced to pass against an airtight Hawks' defence.</p>
	17 10	<p>Andrew Luck was intercepted twice in the 2nd by Zach Brown on the Mohave side of mid-field but the Cadillac managed just a FG to lead 3-0 at the half. Mohave found the end zone in the 3rd when Tevin Coleman exploited a mismatched formation for a 10-yard TD run. Julio Jones scored on a 19-yard cross to start the 4th. A TD pass to Hunter Henry closed the gap but Erieau could go no further.</p>
	20 30	<p>The Chargers scored on their first 2 drives to make it 9-0 before the Triumph burst for 20 points in the 2nd quarter, fueled by passes of 20 yards to Antonio Brown and 50 yards to Kenny Golladay that set up two TDs, and a 40-yard TD run by Melvin Gordon. But Carson Wentz took control late, hitting Kendall Wright for a 42-yard TD and Jimmy Graham for the 27-yard game-winning TD in the 4th.</p>
	16 28	<p>The Bombers took the opening drive to the end zone on a 29-yard TD pass to Emmanuel Sanders. Back-to-back PI penalties and a 22-yard delayed draw by Chris Thompson led to a 2nd Bomber TD for a 14-3 half time lead. A QB switch to Blake Bortles brought a TD drive for the visitors to pull within 5 points, behind 21-16. But a 22-yard play action TD strike to Sanders finished it for the Bombers.</p>
	30 20	<p>Cubs' Joe Mixon ripped off the first of 4 runs of 20+ yards to set up a quick FG then added runs of 24 & 30 yards to set up two Cubs' TDs in the 2nd. With Iowa leading 20-0, the Convicts struck quickly with a 65-yard TD pass to Marvin Jones and a 12-yard screen for a TD to Matt Forte after an onside kick recovery. But the Cubs' run game ground down the Chino D and they pulled away in the 2nd half.</p>
	37 29	<p>Drew Brees was the offence for both teams in the 1st half; he threw 2 TD passes to TY Hilton and 2 pick-sixes, one to Trumaine Brock one to Daryl Worley, to spell the Swordfish to a 20-17 lead. In the 3rd Brees unloaded a bomb to Hilton for a 75-yard TD then hit Cooper Kupp for 54 yards on 3 throws to set up a FG for a 34-27 lead. The Fish added a safety but could not close the gap further.</p>
	17 24	<p>A Mason Crosby FG and a Jamison Crowder punt return for a TD represented all the offence in a dull first half. Unable to move the ball with Flacco, Jimmy Garoppolo came in and directed a pair of TD drives in the 4th to rebound from a 17-3 deficit and tie the game. But a dump-off from Aaron Rodgers to Crowder turned into a 53-yard go-ahead TD with 2:22 left and the late Cowtown rally fell short.</p>
	17 31	<p>This game became a one-sided affair early with Davante Adams scoring on a 37-yard long fly from Matt Ryan on the Mustangs' opening drive. Aurora overcame a sack and holding penalty on their next series to cash in on an 11-yard TD pass to Julian Edelman and it was all downhill from there for the Stars. They could not generate any offence until the final quarter as Aurora won comfortably.</p>
	31 42	<p>A 47-yard pass to Tate, TD passes of 29 and 11 yards to Martellus Bennett, and a lost fumble on the Glads' first series highlighted a 3-TD opening barrage by the Spartans. The Glads stabilized with a pair of LeSean McCoy TD runs, but trailed 31-14 in the 3rd. Georgia came back in a 4-TD flurry, marked by two Philip Rivers picks and a 63-yard TD pass to Jarvis Landry for the go-ahead TD.</p>
	14 23	<p>Tom Brady led the Excabiburs to two scores in two possessions to open-up a 10-0 lead in the 1st but Sterling Moore's interception of Brady stopped another scoring chance and set up a TD the other way, with Kirk Cousins finding Jeremy Kerley for a TD to make it 14-10 Regs. A 62-yard bomb to Josh Doctson set up the go-ahead TD for York in the 3rd and the D held the Regs off the scoreboard.</p>
	27 14	<p>The Wolverines attacked early, with Ryan Tannehill throwing 2 TD passes in the first 6 minutes, the second set up by a Shawn Williams interception, to take a 17-7 lead. Will Compton picked off Bradford in the 3rd to set up Toronto's third TD. That score was answered by an Isaiah Crowell TD run but that was all. The Balls moved the ball well but were hampered by penalties and turnovers.</p>
	0 29	<p>The overmatched Pilots started their first 4 possessions inside their 10-yard line and did not move far in any of them. The resulting field position bolstered the LA offence early and allowed them to build a 20-0 lead on two Andy Dalton TD passes and a pair of Greg Zuerlein FGs, who finished with 5 on the day. Seattle reached the LA red zone once, only to be sacked and stuffed and miss the FG.</p>

<div>HAWKS</div> <div>28</div>		<div>PASSING: Alex Smith, 16 of 17, 230 yds, 2 TDs, 0 INT RUSHING: Jonathan Stewart, 17C, 60yds, (3.5), 0 TD RECEIVNG: DeAndre Hopkins, 7 for 97 yds, 38LG, 1 TD DEFENCE: Stephon Tuitt, 9 T, 1 SK, 1 PD, 3 STF KICKING: Cody Parkey, 4 of 4 XPA, 0 of 1 FGA, 4 Pts</div>		<div>VIOLATORS</div> <div>0</div>		<div>PASSING: Derek Carr, 11 of 30, 102 yds, 0TD, 0 INT RUSHING: Mark Ingram, 11C, 67yds, (6.1), 0 TD RECEIVNG: Amari Cooper, 7 for 71yds, 13LG, 0 TD DEFENCE: Mario Williams, 3T, 3 PD KICKING: Nick Folk, 0 of 1 FGA, 0 Pts</div>																																																																
<div>12-01-2017 TERRORDOME Temp: 64 Wind: Calm None MVP: Alex Smith</div> <div><table><tr><td></td><td>1</td><td>2</td><td>3</td><td>4</td><td>Tot</td></tr><tr><td>2016 Brooklin (5-3)</td><td>7</td><td>14</td><td>7</td><td>0</td><td>28</td></tr><tr><td>2016 Virden (5-3)</td><td>0</td><td>0</td><td>0</td><td>0</td><td>0</td></tr></table><div>Scoring Summary</div><div>1 11:53 Brooklin TD Smith 22 pass to Jeffery (Parkey) (5-60-2:01) 7-0</div><div>2 6:23 Brooklin TD Smith 1 run (Parkey) (8-67-4:27) 14-0</div><div>2 0:18 Brooklin TD Smith 3 pass to Hopkins (Parkey) (6-58-1:35) 21-0</div><div>3 12:10 Brooklin TD Mathews 5 run (Parkey) (5-75-2:50) 28-0</div></div>					1	2	3	4	Tot	2016 Brooklin (5-3)	7	14	7	0	28	2016 Virden (5-3)	0	0	0	0	0	<div><table><tr><td></td><td>BRH</td><td>VV</td></tr><tr><td>First Downs</td><td>16</td><td>15</td></tr><tr><td>Rushes</td><td>29-114</td><td>34-112</td></tr><tr><td>Passes</td><td>17-16-230</td><td>30-11-102</td></tr><tr><td>Sacked</td><td>0-0</td><td>2-11</td></tr><tr><td>Fumble</td><td>0</td><td>4</td></tr><tr><td>Penalties</td><td>3-10</td><td>8-55</td></tr><tr><td>Turnovers</td><td>0</td><td>1</td></tr><tr><td>Missed Tackles</td><td>3</td><td>7</td></tr><tr><td>Blitzes</td><td>0</td><td>9</td></tr><tr><td>Time</td><td>26:34</td><td>33:26</td></tr><tr><td>Third Down</td><td>5-9</td><td>7-17</td></tr><tr><td>Fourth Down</td><td>0-0</td><td>2-5</td></tr><tr><td>Red Att/Td/Fg</td><td>3/3/0</td><td>0/0/0</td></tr><tr><td>Net Offense</td><td>344</td><td>203</td></tr></table></div>					BRH	VV	First Downs	16	15	Rushes	29-114	34-112	Passes	17-16-230	30-11-102	Sacked	0-0	2-11	Fumble	0	4	Penalties	3-10	8-55	Turnovers	0	1	Missed Tackles	3	7	Blitzes	0	9	Time	26:34	33:26	Third Down	5-9	7-17	Fourth Down	0-0	2-5	Red Att/Td/Fg	3/3/0	0/0/0	Net Offense	344	203
	1	2	3	4	Tot																																																																	
2016 Brooklin (5-3)	7	14	7	0	28																																																																	
2016 Virden (5-3)	0	0	0	0	0																																																																	
	BRH	VV																																																																				
First Downs	16	15																																																																				
Rushes	29-114	34-112																																																																				
Passes	17-16-230	30-11-102																																																																				
Sacked	0-0	2-11																																																																				
Fumble	0	4																																																																				
Penalties	3-10	8-55																																																																				
Turnovers	0	1																																																																				
Missed Tackles	3	7																																																																				
Blitzes	0	9																																																																				
Time	26:34	33:26																																																																				
Third Down	5-9	7-17																																																																				
Fourth Down	0-0	2-5																																																																				
Red Att/Td/Fg	3/3/0	0/0/0																																																																				
Net Offense	344	203																																																																				
<div>HELLFIRE</div> <div>17</div>		<div>PASSING: Andrew Luck, 6 of 19,106yds, 1 TD, 2 INTs RUSHING: Jay Ajayi, 28C, 122yds, (4.4), 0 TD RECEIVNG: Julio Jones, 4 for 87yds, 24LG, 1 TD DEFENCE: Aaron Donald, 4 T, 2 SK, 2 STF, 1 HUR, 1 FF KICKING: Sebastian Janikowski, 2 of 2 XPA, 1 of 1 FG, 5 Pts</div>		<div>CADILLAC</div> <div>10</div>		<div>PASSING: Matt Stafford, 14 of 26, 119 yds, 1 TD, 0 INT, RUSHING: Christine Michael, 11C, 68yds, (6.2), 0TD RECEIVNG: Kenny Britt, 5 for 67yds, 25LG, 0 TD DEFENCE: Zach Brown, 3T, 1 STF, 2 INTs (0yds) KICKING: Stephen Gostkowski, 1 of 1 XPA, 1 of 2 FGA, 4 pts</div>																																																																
<div>12-01-2017 Kelly-Burke Field Temp: 41 Wind: 20-30 None MVP: Julio Jones</div> <div><table><tr><td></td><td>1</td><td>2</td><td>3</td><td>4</td><td>Tot</td></tr><tr><td>2016 Mohave (4-4)</td><td>0</td><td>0</td><td>7</td><td>10</td><td>17</td></tr><tr><td>2017 Erieau (2-6)</td><td>0</td><td>3</td><td>0</td><td>7</td><td>10</td></tr></table><div>Scoring Summary</div><div>2 9:53 Erieau FG Gostkowski 21 (10-49-4:36) 0-3</div><div>3 7:53 Mohave TD Coleman 10 run (Janikowski) (11-79-4:42) 7-3</div><div>4 14:35 Mohave TD Luck 19 pass to Jones (Janikowski) (7-57-2:54) 14-3</div><div>4 9:34 Erieau TD Stafford 10 pass to Henry (Gostkowski) (9-75-5:01) 14-10</div><div>4 5:54 Mohave FG Janikowski 21 (4-0-0:52) 17-10</div></div>					1	2	3	4	Tot	2016 Mohave (4-4)	0	0	7	10	17	2017 Erieau (2-6)	0	3	0	7	10	<div><table><tr><td></td><td>MOH</td><td>ERI</td></tr><tr><td>First Downs</td><td>17</td><td>13</td></tr><tr><td>Rushes</td><td>46-185</td><td>24-89</td></tr><tr><td>Passes</td><td>19-6-106</td><td>30-16-136</td></tr><tr><td>Sacked</td><td>0-0</td><td>3-14</td></tr><tr><td>Fumble</td><td>2</td><td>1</td></tr><tr><td>Penalties</td><td>8-72</td><td>6-41</td></tr><tr><td>Turnovers</td><td>2</td><td>0</td></tr><tr><td>Missed Tackles</td><td>6</td><td>9</td></tr><tr><td>Blitzes</td><td>18</td><td>17</td></tr><tr><td>Time</td><td>29:17</td><td>30:43</td></tr><tr><td>Third Down</td><td>6-16</td><td>2-12</td></tr><tr><td>Fourth Down</td><td>2-4</td><td>0-2</td></tr><tr><td>Red Att/Td/Fg</td><td>4/2/1</td><td>2/1/1</td></tr><tr><td>Net Offense</td><td>291</td><td>211</td></tr></table></div>					MOH	ERI	First Downs	17	13	Rushes	46-185	24-89	Passes	19-6-106	30-16-136	Sacked	0-0	3-14	Fumble	2	1	Penalties	8-72	6-41	Turnovers	2	0	Missed Tackles	6	9	Blitzes	18	17	Time	29:17	30:43	Third Down	6-16	2-12	Fourth Down	2-4	0-2	Red Att/Td/Fg	4/2/1	2/1/1	Net Offense	291	211
	1	2	3	4	Tot																																																																	
2016 Mohave (4-4)	0	0	7	10	17																																																																	
2017 Erieau (2-6)	0	3	0	7	10																																																																	
	MOH	ERI																																																																				
First Downs	17	13																																																																				
Rushes	46-185	24-89																																																																				
Passes	19-6-106	30-16-136																																																																				
Sacked	0-0	3-14																																																																				
Fumble	2	1																																																																				
Penalties	8-72	6-41																																																																				
Turnovers	2	0																																																																				
Missed Tackles	6	9																																																																				
Blitzes	18	17																																																																				
Time	29:17	30:43																																																																				
Third Down	6-16	2-12																																																																				
Fourth Down	2-4	0-2																																																																				
Red Att/Td/Fg	4/2/1	2/1/1																																																																				
Net Offense	291	211																																																																				
<div>TRIUMPH</div> <div>20</div>		<div>PASSING: Carson Palmer, 17 of 31, 243 yds, 2 TDs, 0 INT RUSHING: Melvin Gordon, 15C, 81yds, (5.4), 1 TD RECEIVNG: Charles Clay, 5 for 58yds, 17LG, 1 TD DEFENCE: Jurrell Casey, 4 T, 2 SK, 1 STF, 1 HUR, 1 FF KICKING: Roberto Aguayo, 2 of 3 XPA, 2 Pts</div>		<div>CHARGERS</div> <div>30</div>		<div>PASSING: Carson Wentz, 32 of 51, 243 yds, 2 TDs, 1 INT RUSHING: Frank Gore, 11C, 64yds, (5.8), 1 TD RECEIVNG: Jimmy Graham, 7 for 124yds, 34LG, 1 TD DEFENCE: Kevin Minter, 6 T, 1 SK, 2 PD, 1 STF, 1 HUR KICKING: Steven Huaschka, 1 of 2 XPA, 1 of 2 FGA, 4Pts</div>																																																																
<div>11-29-2017 St. Charles Stadium Temp: 72 Wind: MVP: Carson Wentz</div> <div><table><tr><td></td><td>1</td><td>2</td><td>3</td><td>4</td><td>Tot</td></tr><tr><td>2016 Twin Cities (2-6)</td><td>0</td><td>20</td><td>0</td><td>0</td><td>20</td></tr><tr><td>2017 St. Charles (4-4)</td><td>9</td><td>0</td><td>6</td><td>15</td><td>30</td></tr></table><div>Scoring Summary</div><div>1 8:56 St. Charles TD Gore 1 run (no good) (9-64-4:33) 0-6</div><div>1 3:45 St. Charles FG Hauschka 34 (7-22-2:28) 0-9</div><div>2 13:55 Twin Cities TD Palmer 9 pass to Gordon (no good) (11-85-4:51) 6-9</div><div>2 4:02 Twin Cities TD Palmer 14 pass to Clay (Aguayo) (5-87-2:08) 13-9</div><div>2 2:10 Twin Cities TD Gordon 40 run (Aguayo) (2-62-0:30) 20-9</div><div>3 0:28 St. Charles TD Wentz 42 pass to Wright (2 - failed) (5-85-2:01) 20-15</div><div>4 1:50 St. Charles TD Wentz 27 pass to Graham (2 - Gore) (11-79-4:42) 20-23</div><div>4 1:09 St. Charles TD Cook 5 run (Hauschka) (4-26-0:37) 20-30</div></div>					1	2	3	4	Tot	2016 Twin Cities (2-6)	0	20	0	0	20	2017 St. Charles (4-4)	9	0	6	15	30	<div><table><tr><td></td><td>TCT</td><td>STC</td></tr><tr><td>First Downs</td><td>15</td><td>26</td></tr><tr><td>Rushes</td><td>20-100</td><td>24-136</td></tr><tr><td>Passes</td><td>32-17-243</td><td>52-32-328</td></tr><tr><td>Sacked</td><td>3-21</td><td>5-37</td></tr><tr><td>Fumble</td><td>1</td><td>2</td></tr><tr><td>Penalties</td><td>7-51</td><td>5-31</td></tr><tr><td>Turnovers</td><td>1</td><td>2</td></tr><tr><td>Missed Tackles</td><td>5</td><td>5</td></tr><tr><td>Blitzes</td><td>18</td><td>25</td></tr><tr><td>Time</td><td>24:53</td><td>35:07</td></tr><tr><td>Third Down</td><td>4-13</td><td>11-19</td></tr><tr><td>Fourth Down</td><td>0-1</td><td>0-0</td></tr><tr><td>Red Att/Td/Fg</td><td>2/2/0</td><td>3/2/1</td></tr><tr><td>Net Offense</td><td>322</td><td>427</td></tr></table></div>					TCT	STC	First Downs	15	26	Rushes	20-100	24-136	Passes	32-17-243	52-32-328	Sacked	3-21	5-37	Fumble	1	2	Penalties	7-51	5-31	Turnovers	1	2	Missed Tackles	5	5	Blitzes	18	25	Time	24:53	35:07	Third Down	4-13	11-19	Fourth Down	0-1	0-0	Red Att/Td/Fg	2/2/0	3/2/1	Net Offense	322	427
	1	2	3	4	Tot																																																																	
2016 Twin Cities (2-6)	0	20	0	0	20																																																																	
2017 St. Charles (4-4)	9	0	6	15	30																																																																	
	TCT	STC																																																																				
First Downs	15	26																																																																				
Rushes	20-100	24-136																																																																				
Passes	32-17-243	52-32-328																																																																				
Sacked	3-21	5-37																																																																				
Fumble	1	2																																																																				
Penalties	7-51	5-31																																																																				
Turnovers	1	2																																																																				
Missed Tackles	5	5																																																																				
Blitzes	18	25																																																																				
Time	24:53	35:07																																																																				
Third Down	4-13	11-19																																																																				
Fourth Down	0-1	0-0																																																																				
Red Att/Td/Fg	2/2/0	3/2/1																																																																				
Net Offense	322	427																																																																				


PATRIOTS



16

PASSING: Blake Bortles, 13 of 22, 141 yds, 1 TD, 0 INT
RUSHING: Lamar Miller, 16C, 42yds, (2.6), 0 TD
RECEIVING: Dez Bryant, 4 for 51yds, 20LG, 0 TD
DEFENCE: Nick Perry, 8 T, 2 SK, 1 STF, 1 HUR, 1 FF
KICKING: Ryan Succop, 1 of 1 XPA, 3 of 3 FGA, 10 Pts

BOMBERS



28

PASSING: Marcus Mariota, 15 of 25, 218 yds, 2 TDs, 0 INT
RUSHING: Leonard Fournette, 25C, 115yds, (4.6), 2 TDs
RECEIVING: Emmanuel Sanders, 5 for 91yds, 25LG, 2 TDs
DEFENCE: Preston Smith, 5 T, 3 SK, 1 FF
KICKING: Chandler Cantanzaro, 4 of 4 XPA, 0 of 1 FGA, 4 Pts

12-01-2017 The Fortress Temp: 77 Wind:						MVP: Marcus Mariota				CHP		BRX	
	1	2	3	4	Tot				First Downs	16			22
2016 Charleswood (3-5)	0	3	7	6	16				Rushes	28-114			28-135
2016 Bruxelles (7-1)	7	7	7	7	28				Passes	30-16-170			25-15-218
Scoring Summary													
1 10:59 Bruxelles	TD Mariota 29 pass to Sanders (Catanzaro) (8-75-4:01)							0-7					
2 2:55 Charleswood	FG Succop 27 (15-63-8:56)							3-7					
2 0:42 Bruxelles	TD Fournette 2 run (Catanzaro) (11-82-2:06)							3-14					
3 8:58 Bruxelles	TD Fournette 4 run (Catanzaro) (7-51-4:26)							3-21					
3 5:04 Charleswood	TD Bortles 26 pass to Green-Beckham (Succop) (6-75-3:54)							10-21					
4 13:00 Charleswood	FG Succop 44 (11-50-4:01)							13-21					
4 7:08 Charleswood	FG Succop 45 (6-4-2:45)							16-21					
4 2:21 Bruxelles	TD Mariota 22 pass to Sanders (Catanzaro) (2-24-0:19)							16-28					


CUBS



30

PASSING: Russell Wilson, 17 of 24, 198 yds, 0 TD, 1 INT
RUSHING: Joe Mixon, 9C, 143yds, (14.8), 0 TD
RECEIVING: Marqise Lee, 5 for 79 yds, 30LG, 0 TD
DEFENCE: Jason Pierre-Paul, 6 T, 2 SK, 1 PD
KICKING: Justin Tucker, 3 of 3 XPA, 3 of 3 FGA, 12 Pts

CONVICTS




20

PASSING: Dak Prescott, 23 of 41, 236 yds, 3 TDs, 0 INT
RUSHING: Christian McCaffery, 16C, 61yds, (3.8), 0 TD
RECEIVING: Marvin Jones Jr, 5 for 114yds, 65LG, 2 TDs
DEFENCE: Ryan Shazier, 11 T
KICKING: Dan Bailey, 2 of 2 XPA, 2 Pts

11-29-2017 The Big House Temp: 75 Wind: Calm None MVP: Joe Mixon								
	1	2	3	4	Tot			
2016 Iowa City (6-2)	6	14	0	10	30			
2016 Chino (5-3)	0	14	0	6	20			
Scoring Summary								
1 11:02 Iowa City	FG Tucker 31 (9-62-3:54)				3-0			
1 5:45 Iowa City	FG Tucker 48 (6-37-2:26)				6-0			
2 10:33 Iowa City	TD Hill 1 run (Tucker) (8-57-4:33)				13-0			
2 4:06 Iowa City	TD McKinnon 2 run (Tucker) (8-65-3:15)				20-0			
2 3:45 Chino	TD Prescott 65 pass to Jones Jr. (Bailey,D) (1-65-0:16)				20-7			
2 1:38 Chino	TD Prescott 12 pass to Forte (Bailey,D) (7-51-2:02)				20-14			
4 8:27 Iowa City	TD Hill 1 run (Tucker) (8-71-4:14)				27-14			
4 5:14 Iowa City	FG Tucker 42 (4-9-2:19)				30-14			
4 0:21 Chino	TD Prescott 21 pass to Jones Jr. (2 - failed) (5-46-1:19)				30-20			

	ICC	CHI
First Downs	24	19
Rushes	36-237	32-120
Passes	24-17-198	41-23-236
Sacked	0-0	2-9
Fumble	1	1
Penalties	4-37	6-35
Turnovers	2	0
Missed Tackles	5	5
Blitzes	0	8
Time	28:28	31:32
Third Down	3-9	6-17
Fourth Down	0-0	0-4
Red Att/Td/Fg	6/3/1	2/1/0
Net Offense	435	347

T-LIZARDS



37

PASSING: Drew Brees, 31 of 61, 505 yds, 4 TDs, 2 INTs
RUSHING: Carlos Hyde 11C, 27yds, (2.5), 0 TD
RECEIVING: TY Hilton, 13 for 231yds, 75LG, 4 TDs
DEFENCE: Richard Sherman, 4 T, 3 PD, 1 FF
KICKING: Phil Dawson, 4 of 4 XPA, 3 of 3 FGA, 13 Pts

SWORDFISH



29

PASSING: Jameis Winston, 15 of 38, 173 yds, 1 TD, 0 INT
RUSHING: Kenneth Dixon, 20C, 124yds, (6.2) 0 TD
RECEIVING: Odell Beckham Jr, 7 for 96yds, 35LG, 1 TD
DEFENCE: Trumaine Brock, 4 T, 2 PD, 1 INT (38yds-TD)
KICKING: Adam Vinatieri, 3 of 3 XPS, 2 of 2 FGA, 9 Pts

11-29-2017 The Fish Tank Temp: 76 Wind: MVP: TY Hilton					DTL		SS	
	1	2	3	4	Tot	First Downs	27	21
2016 Durham (3-4-1)	3	14	14	6	37	Rushes	11-27	28-144
2016 Sebastian (3-5)	0	20	7	2	29	Passes	61-31-505	38-15-173
1 2:33 Durham FG Dawson 45 (12-47-4:21) 3-0						Sacked	1-7	2-21
2 9:46 Sebastian FG Vinatieri 44 (7-38-3:46) 3-3						Fumble	0	1
2 9:28 Sebastian TD Brock 38 interception return (Vinatieri) 3-10						Penalties	12-110	8-46
2 7:11 Durham TD Brees 10 pass to Hilton (Dawson) (5-46-2:11) 10-10						Turnovers	2	0
2 1:58 Sebastian TD Worley 30 interception return (Vinatieri) 10-17						Missed Tackles	5	2
2 1:21 Durham TD Brees 6 pass to Hilton (Dawson) (3-74-0:31) 17-17						Blitzes	14	9
2 0:01 Sebastian FG Vinatieri 40 (5-54-1:10) 17-20						Time	28:21	31:39
3 9:28 Durham TD Brees 75 pass to Hilton (Dawson) (1-75-0:20) 24-20						Third Down	5-13	2-14
3 3:29 Durham TD Brees 5 pass to Hilton (Dawson) (7-71-2:45) 31-20						Fourth Down	0-1	0-1
3 0:18 Sebastian TD Winston 13 pass to Beckham Jr. (Vinatieri) (7-61-3:07) 31-27						Red Att/Td/Fg	5/3/2	2/1/0
4 9:06 Durham FG Dawson 30 (8-61-3:14) 34-27						Net Offense	525	296
4 7:01 Sebastian Safety Dunlap (Holding-Offense) 34-29								
4 1:35 Durham FG Dawson 39 (13-58-4:44) 37-29								

CORN KINGS**17**

PASSING: Jimmy Garoppolo, 11 of 22, 112 yds, 1 TD, 0 INT
RUSHING: LeGarrette Bount, 24C, 102yds, (4.3), 1 TD
RECEIVING: Mike Evans, 5 for 55yds, 20LG, 0 TD
DEFENCE: Ryan Kerrigan, 5 T, 2 SK, 1 STF
KICKING: Nick Novak, 2 of 2 XPA, 1 of 2 FGA, 5 Pts

BLUE EAGLES**24**

PASSING: Aaron Rodgers, 12 of 23, 132 yds, 2 TDs, 1 INT
RUSHING: Jordan Howard, 21C, 95yds, (4.5), 0 TD
RECEIVING: Pierre Garcon, 4 for 30yds, 12LG, 1 TD
DEFENCE: Eric Weddle, 5T, 3 PD, 1 FF
KICKING: Mason Crosby, 3 of 3 XPA, 1 of 2 FGA, 6 Pts

12-01-2017 Bluffs Stadium Temp: 39 Wind: 10-20 None MVP: **Jamison Crowder**

	1	2	3	4	Tot
2016 Cowtown (4-4)	0	0	3	14	17
2016 Scarborough (6-1-1)	3	7	7	7	24

Scoring Summary

1 4:58 Scarborough	FG Crosby 41 (6-27-3:04)	0-3
2 1:52 Scarborough	TD Crowder 82 punt return (Crosby)	0-10
3 10:59 Cowtown	FG Novak 34 (4-3-1:28)	3-10
3 5:38 Scarborough	TD Rodgers 3 pass to Garcon (Crosby) (11-75-5:21)	3-17
4 14:52 Cowtown	TD Garoppolo 14 pass to Burton (Novak) (10-75-5:46)	10-17
4 4:30 Cowtown	TD Blount 5 run (Novak) (17-83-8:52)	17-17
4 2:22 Scarborough	TD Rodgers 53 pass to Crowder (Crosby) (5-75-2:08)	17-24

COW**SBE**

First Downs	18	13
Rushes	41-183	28-126
Passes	34-17-158	23-12-132
Sacked	2-16	2-13
Fumble	1	0
Penalties	5-50	8-65
Turnovers	1	1
Missed Tackles	6	14
Blitzes	7	55
Time	33:54	26:06
Third Down	7-20	5-12
Fourth Down	3-5	0-0
Red Att/Td/Fg	4/2/1	2/1/1
Net Offense	325	245

NORTH STARS**17**

PASSING: Tyrod Taylor, 11 of 26, 68 yds, 1 TD, 0 INT
RUSHING: David Johnson, 13C, 48yds, (3.7), 0 TD
RECEIVING: Demaryius Thomas, 3 for 18yds, 11LG, 0 TD
DEFENCE: Cameron Jordan, 3 T, 1 STF, 1 HUR, 1 FF
KICKING: Brown, 2 of 2 XPA, 2pts / Forbath 1 of 1 FGA, 3pts

MUSTANGS**31**

PASSING: Matt Ryan, 20 of 24, 248 yds, 3 TDs, 0 INT
RUSHING: Kenyan Drake, 6C, 70yds, (11.7), 0 TD
RECEIVING: Julian Edelman, 9 for 82yds, 13LG, 2 TDs
DEFENCE: Willie Young, 7T, 1PD, 1 STF
KICKING: Wil Lutz, 4 of 4 XPA, 1 of 1 FGA, 7 Pts

12-01-2017 Magna Park Temp: 59 Wind: 0-5 None MVP: **Matt Ryan**

	1	2	3	4	Tot
2016 Budapest (6-2)	0	0	3	14	17
2016 Aurora (8-0)	7	17	7	0	31

Scoring Summary

1 11:07 Aurora	TD Ryan 37 pass to Adams (Lutz) (6-67-3:48)	0-7
2 14:51 Aurora	TD Ryan 11 pass to Edelman (Lutz) (12-94-8:04)	0-14
2 6:57 Aurora	TD Woodhead 2 run (Lutz) (11-64-5:36)	0-21
2 1:42 Aurora	FG Lutz 45 (10-52-4:11)	0-24
3 11:46 Budapest	FG Forbath 42 (11-51-3:08)	3-24
3 6:09 Aurora	TD Ryan 13 pass to Edelman (Lutz) (10-75-5:37)	3-31
4 10:26 Budapest	TD Taylor 6 run (Brown,J) (3-14-0:58)	10-31
4 5:08 Budapest	TD Taylor 3 pass to Marshall (Brown,J) (8-32-4:05)	17-31

BUD**AUR**

First Downs	13	26
Rushes	23-100	43-236
Passes	26-11-68	24-20-248
Sacked	1-8	2-15
Fumble	0	2
Penalties	2-10	8-91
Turnovers	0	2
Missed Tackles	4	1
Blitzes	14	4
Time	20:58	39:02
Third Down	3-13	6-12
Fourth Down	1-2	3-3
Red Att/Td/Fg	2/2/0	3/3/0
Net Offense	160	469

SPARTANS**31**

PASSING: Philip Rivers, 17 of 35, 207yds, 2 TDs, 3 INTs
RUSHING: Devonta Freeman, 21C, 96yds, (4.6), 2 TDs
RECEIVING: Golden Tate, 6 for 88yds, 47LG, 0 TD
DEFENCE: Erik Walden, 8 T, 1 STF, 2 HUR
KICKING: Caleb Sturgis, 4 of 4 XPA, 1 of 1 FGA, 7 Pts

GLADIATORS**42**

PASSING: Ben Roethlisberger, 22 of 33, 215yds, 2 TDs, 1 INT
RUSHING: LeSean McCoy, 25C, 144yds, (5.8), 4 TDs
RECEIVING: Jarvis Landry, 9 for 133yds, 63LG, 1 TD
DEFENCE: Reuben Foster, 8 T, 1 STF, 1 INT (11yds)
KICKING: Cairo Santos, 6 of 6 XPA, 6 Pts

11-30-2017 Georgia Stadium Temp: 57 Wind: Calm None MVP: **LeSean McCoy**

	1	2	3	4	Tot
2016 Pickering (3-5)	21	7	3	0	31
2016 Georgia (4-4)	7	7	7	21	42

Scoring Summary

1 13:19 Pickering	TD Rivers 29 pass to Bennett (Sturgis) (4-75-1:41)	7-0
1 10:52 Pickering	TD Freeman 6 run (Sturgis) (8-34-2:20)	14-0
1 2:45 Pickering	TD Rivers 11 pass to Bennett (Sturgis) (12-82-5:09)	21-0
1 0:37 Georgia	TD McCoy 25 run (Santos) (7-75-2:08)	21-7
2 9:34 Pickering	TD Freeman 22 run (Sturgis) (10-75-6:03)	28-7
2 1:55 Georgia	TD McCoy 2 run (Santos) (6-23-2:53)	28-14
3 7:32 Pickering	FG Sturgis 35 (5-9-2:06)	31-14
3 1:57 Georgia	TD McCoy 2 run (Santos) (15-75-5:35)	31-21
4 14:51 Georgia	TD Roethlisberger 7 pass to Beasley (Santos) (4-17-1:52)	31-28
4 2:34 Georgia	TD Roethlisberger 63 pass to Landry (Santos) (3-81-0:49)	31-35
4 1:43 Georgia	TD McCoy 3 run (Santos) (4-24-0:39)	31-42

PIC**GEO**

First Downs	18	25
Rushes	29-117	35-183
Passes	35-17-207	33-22-215
Sacked	0-0	0-0
Fumble	1	1
Penalties	10-64	11-71
Turnovers	3	2
Missed Tackles	6	7
Blitzes	11	4
Time	27:12	32:48
Third Down	7-16	4-12
Fourth Down	0-1	2-2
Red Att/Td/Fg	4/2/1	4/4/0
Net Offense	324	398

REGULATORS



14

PASSING: Kirk Cousins, 16 of 26, 169 yds, 2 TDs, 1 INT
RUSHING: Zach Zenner, 8C, 47yds, (5.9), 0 TD
RECEIVING: Jeremy Kerley, 7 for 84 yds, 22 LG, 1 TD
DEFENCE: Sterling Moore, 3 T, 1 PD, 1 INT (13yds)
KICKING: Jason Myers, 2 of 2 XPA, 2 Pts

EXCALIBURS



23

PASSING: Tom Brady, 23 of 37, 344 yds, 2 TDs, 1 INT
RUSHING: Derrick Henry, 11C, 51yds, (4.6), 0 TD
RECEIVING: Mike Williams, 6 for 89yds, 21LG, 1 TD
DEFENCE: Von Miller, 3 T, 2 SK, 2 HUR, 1 FF
KICKING: Graham Gano, 2 of 2 XPA, 3 of 3 FGA, 11 Pts

12-01-2017 Camelot Temp: 50 Wind: 0-5 None MVP: **Tom Brady**

	1	2	3	4	Tot
2016 South Carolina (3-5)	0	14	0	0	14
2016 York (4-4)	10	0	7	6	23

Scoring Summary

1 8:09 **York** TD Brady 18 pass to Williams (Gano) (10-79-6:43) 0-7
 1 2:35 **York** FG Gano 38 (8-38-3:06) 0-10
 2 11:27 **South Carolina** TD Cousins 4 pass to Barber (Myers,J) (10-75-6:08) 7-10
 2 2:12 **South Carolina** TD Cousins 10 pass to Kerley (Myers,J) (8-65-4:40) 14-10
 3 8:04 **York** TD Brady 16 pass to Walker (Gano) (6-90-1:34) 14-17
 4 14:02 **York** FG Gano 38 (12-61-5:42) 14-20
 4 1:56 **York** FG Gano 29 (8-37-4:37) 14-23

	SC	YOR
First Downs	16	24
Rushes	24-115	25-80
Passes	26-16-169	37-23-344
Sacked	5-45	0-0
Fumble	2	1
Penalties	7-59	7-63
Turnovers	1	2
Missed Tackles	4	6
Blitzes	8	24
Time	28:47	31:13
Third Down	4-11	3-10
Fourth Down	0-3	1-2
Red Att/Td/Fg	2/2/0	5/2/3
Net Offense	239	424

WOLVERINES



27

PASSING: Ryan Tannehill, 16 of 28, 180 yds, 3 TDs, 1 INT
RUSHING: DeMarco Murray, 19 C, 92yds, (4.8), 0 TD
RECEIVING: Adam Thielen, 4 for 61yds, 18LG, 0 TD
DEFENCE: Will Compton, 7T, 1 STF, 1 FF, 1 INT(19yds)
KICKING: Zane Gonzalez, 3 of 3 XPA, 2 of 2 FGA, 9 Pts

WRECKING BALL



14

PASSING: Sam Bradford, 31 of 44, 269 yds, 1 TD, 2 INTs
RUSHING: Isaiah Crowell, 21C, 93yds, (4.4), 1 TD
RECEIVING: Michael Crabtree, 13 for 125yds, 18LG, 0 TD
DEFENCE: Cameron Wake, 3T, 1 SK, 1 STF, 2 HUR, 1 FF
KICKING: Chris Boswell, 2 of 2 XPA, 0 of 1 FGA, 2 Pts

12-02-2017 Stone Pony Shore Temp: 56 Wind: 0-10 None MVP: **Ryan Tannehill**

	1	2	3	4	Tot
2017 Toronto (2-6)	14	3	7	3	27
2017 New Jersey (1-7)	0	7	0	7	14

Scoring Summary

1 11:25 **Toronto** TD Tannehill 14 pass to Roberts (Gonzalez) (8-64-3:28) 7-0
 1 9:12 **Toronto** TD Tannehill 15 pass to LaFell (Gonzalez) (3-32-1:33) 14-0
 2 14:37 **Toronto** FG Gonzalez 22 (13-56-4:28) 17-0
 2 8:37 **New Jersey** TD Bradford 18 pass to Darboh (Boswell) (10-70-5:52) 17-7
 3 4:29 **Toronto** TD Tannehill 4 pass to LaFell (Gonzalez) (8-62-3:05) 24-7
 4 14:06 **New Jersey** TD Crowell 2 run (Boswell) (13-74-5:17) 24-14
 4 2:32 **Toronto** FG Gonzalez 33 (4-2-1:37) 27-14

	TOR	NJ
First Downs	17	22
Rushes	27-106	25-93
Passes	28-16-180	44-31-269
Sacked	2-19	1-5
Fumble	3	1
Penalties	7-51	10-98
Turnovers	1	3
Missed Tackles	5	7
Blitzes	0	8
Time	27:57	32:03
Third Down	4-14	4-11
Fourth Down	0-0	1-4
Red Att/Td/Fg	5/3/2	3/2/0
Net Offense	267	357

PILOTS



0

PASSING: Eli Manning, 15 of 21, 151 yds, 0 TD, 0 INT
RUSHING: Kareem Hunt, 20C, 51yds, (2.6), 0 TD
RECEIVING: Phillip Dorsett, 3 for 45yds, 23LG, 0 TD
DEFENCE: Khalil Mack, 17T, 1 SK, 1 PD, 3 STF
KICKING: Josh Lambo, 0 of 1 FGA, 0 Pts

KNIGHTS



29

PASSING: Andy Dalton, 18 of 31, 250 yds, 2 TDs, 0 INT
RUSHING: Paul Perkins, 18C, 66yds, (3.7), 0 TD
RECEIVING: Brandin Cooks, 6 for 98yds, 22LG, 1 TD
DEFENCE: Julius Peppers, 8 T, 1 SK, 2 STF
KICKING: Greg Zuerlein, 2 of 2 XPA, 5 of 6 FGA, 17 Pts

12-01-2017 Round Table Stadium Temp: 77 Wind: Calm None MVP: **Andy Dalton**

	1	2	3	4	Tot
2016 Seattle (1-7)	0	0	0	0	0
2016 Los Angeles (4-4)	10	10	6	3	29

Scoring Summary

1 8:51 **Los Angeles** TD Dalton 10 pass to Matthews (Zuerlein) (9-59-3:36) 0-7
 1 3:32 **Los Angeles** FG Zuerlein 41 (5-30-2:17) 0-10
 2 12:39 **Los Angeles** FG Zuerlein 46 (7-19-3:26) 0-13
 2 4:07 **Los Angeles** TD Dalton 10 pass to Cooks (Zuerlein) (6-57-2:35) 0-20
 3 11:51 **Los Angeles** FG Zuerlein 35 (6-52-3:00) 0-23
 3 2:13 **Los Angeles** FG Zuerlein 30 (9-18-5:36) 0-26
 4 1:26 **Los Angeles** FG Zuerlein 25 (10-37-5:10) 0-29

	SEA	LAK
First Downs	11	20
Rushes	28-52	31-133
Passes	21-15-151	31-18-250
Sacked	3-32	1-6
Fumble	1	0
Penalties	9-73	5-45
Turnovers	0	0
Missed Tackles	7	2
Blitzes	10	14
Time	27:12	32:48
Third Down	3-13	4-15
Fourth Down	0-1	1-2
Red Att/Td/Fg	2/0/0	7/2/3
Net Offense	171	377

WEEK EIGHT

STANDINGS

PACIFIC CONFERENCE												
East	W	L	T	Pct	Pts	Ave	Opp	Ave	Diff	Home	Div	Conf
Bruxelles	7	1	0	0.875	239	29.9	142	17.8	12.1	5 0 0	3 0 0	6 0 0
Brooklin	5	3	0	0.625	228	28.5	139	17.4	11.1	3 1 0	2 1 0	4 2 0
Mohave	4	4	0	0.5	132	16.5	175	21.9	-5.4	2 1 0	0 3 0	2 4 0
St. Charles	4	4	0	0.5	161	20.1	151	18.9	1.3	4 0 0	1 2 0	3 3 0
Central	W	L	T	Pct	Pts	Ave	Opp	Ave	Diff	Home	Div	Conf
Viriden	5	3	0	0.625	163	20.4	164	20.5	-0.1	3 2 0	2 0 0	3 3 0
Charleswood	3	5	0	0.375	166	20.8	167	20.9	-0.1	2 2 0	1 1 0	2 4 0
Erieau	2	6	0	0.25	99	12.4	157	19.6	-7.3	1 3 0	1 1 0	2 4 0
Twin Cities	2	6	0	0.25	134	16.8	181	22.6	-5.9	2 1 0	0 2 0	2 4 0
West	W	L	T	Pct	Pts	Ave	Opp	Ave	Diff	Home	Div	Conf
Iowa City	6	2	0	0.75	202	25.3	140	17.5	7.8	3 1 0	3 0 0	6 0 0
Chino	5	3	0	0.625	194	24.3	192	24	0.3	2 2 0	2 1 0	3 3 0
Los Angeles	4	4	0	0.5	182	22.8	167	20.9	1.9	3 2 0	1 2 0	3 3 0
Seattle	1	7	0	0.125	74	9.3	188	23.5	-14.3	1 2 0	0 3 0	0 6 0
ATLANTIC CONFERENCE												
North	W	L	T	Pct	Pts	Ave	Opp	Ave	Diff	Home	Div	Conf
Scarborough	6	1	1	0.813	150	18.8	106	13.3	5.5	4 1 0	2 0 1	5 0 1
Cowtown	4	4	0	0.5	148	18.5	140	17.5	1	3 0 0	0 3 0	2 4 0
Durham	3	4	1	0.438	184	23	182	22.8	0.3	2 1 1	2 0 1	2 3 1
Sebastian	3	5	0	0.375	147	18.4	183	22.9	-4.5	2 2 0	1 2 0	2 4 0
Coastal	W	L	T	Pct	Pts	Ave	Opp	Ave	Diff	Home	Div	Conf
Budapest	6	2	0	0.75	157	19.6	134	16.8	2.9	3 0 0	2 0 0	4 2 0
York	4	4	0	0.5	125	15.6	124	15.5	0.1	3 2 0	1 1 0	3 3 0
Pickering	3	5	0	0.375	187	23.4	187	23.4	0	2 2 0	1 1 0	2 4 0
New Jersey	1	7	0	0.125	127	15.9	194	24.3	-8.4	1 3 0	0 2 0	1 5 0
South	W	L	T	Pct	Pts	Ave	Opp	Ave	Diff	Home	Div	Conf
Aurora	8	0	0	1	274	34.3	157	19.6	14.6	5 0 0	3 0 0	6 0 0
Georgia	4	4	0	0.5	162	20.3	173	21.6	-1.4	3 1 0	2 1 0	4 2 0
South Carolina	3	5	0	0.375	125	15.6	155	19.4	-3.8	3 0 0	1 2 0	2 4 0
Toronto	2	6	0	0.25	149	18.6	211	26.4	-7.8	1 3 0	0 3 0	2 4 0

TOP PASSERS												
Rk	Player	Team	Att	Cmp	C%	Yards	In	I%	Lg	TD	TD%	Rate
1	Ryan,M	AUR	269	174	64.7	2365	5	1.9	68	21	7.8	110.9
2	Mariota	BRX	197	113	57.4	1694	1	0.5	86	16	8.1	110.7
3	Smith,A	BRH	268	172	64.2	2223	3	1.1	58	13	4.9	101.6
4	Brady,T	YOR	114	68	59.6	983	2	1.8	64	7	6.1	100.9
5	Wilson,R	ICC	220	130	59.1	1619	3	1.4	54	10	4.5	91.5
6	Dalton	LAK	259	153	59.1	1746	6	2.3	79	15	5.8	89.1
7	Prescott	CHI	269	168	62.5	1810	5	1.9	65	11	4.1	88
8	Carr,D	VV	196	106	54.1	1370	1	0.5	49	7	3.6	86.1
9	Tannehill	TOR	196	116	59.2	1386	6	3.1	56	10	5.1	85.1
10	Palmer,C	TCT	208	115	55.3	1278	4	1.9	55	12	5.8	85
11	Brees	DTL	289	161	55.7	2072	8	2.8	75	14	4.8	83
12	Taylor,T	BUD	211	117	55.5	1153	2	0.9	38	6	2.8	76.6
13	Flacco	COW	198	114	57.6	1175	5	2.5	54	7	3.5	76.1
14	Wentz	STC	276	149	54	1654	6	2.2	57	10	3.6	75.1
15	Bradford	NJ	286	176	61.5	1469	8	2.8	58	10	3.5	74.8
16	Cousins	SC	294	167	56.8	1869	10	3.4	81	11	3.7	74.2
17	Rivers	PIC	232	122	52.6	1572	7	3	59	8	3.4	73.1
18	Luck	MOH	148	80	54.1	972	6	4.1	66	6	4.1	71.1
19	Rodgers,A	SBE	243	125	51.4	1397	6	2.5	57	9	3.7	71
20	Winston,J	SS	278	136	48.9	1608	6	2.2	60	10	3.6	69.9
21	Roethlisberger	GEO	323	171	52.9	1848	12	3.7	63	12	3.7	66.9
22	Watson,D	CHP	219	114	52.1	1224	9	4.1	82	8	3.7	63.8
23	Stafford	ERI	254	127	50	1271	7	2.8	62	7	2.8	62.3
24	Manning	SEA	183	90	49.2	847	6	3.3	84	2	1.1	52.3
25	Moore,M	TOR	8	7	87.5	121	0	0	44	1	12.5	158.3

KICKOFF RETURNERS								PUNT RETURNERS								
Rk	Player	Team	No	Yds	Ave	Lg	TD	Rk	Player	Team	No	Fc	Yds	Ave	Lg	TD
1	Drake	AUR	13	530	40.8	99	2	1	Jackson,A	STC	15	5	183	12.2	87	1
2	Lee,M	ICC	13	477	36.7	101	2	2	Humphries	COW	13	12	142	10.9	18	0
3	Erickson	CHI	24	716	29.8	77	0	3	Lockett	ICC	18	6	194	10.8	71	0
4	Patterson	MOH	25	735	29.4	42	0	4	Peppers,J	ERI	21	8	215	10.2	74	1
5	Richard	CHP	21	576	27.4	54	0	5	Crowder	SBE	24	13	204	8.5	82	1
6	Huff	SEA	36	978	27.2	109	3	6	Brown,A	TCT	22	14	182	8.3	27	0
7	Thomas,D	YOR	10	271	27.1	34	0	7	Richard	CHP	24	5	195	8.1	19	0
8	Whitehead	COW	11	273	24.8	38	0	8	Ervin	VV	9	6	72	8	14	0
9	Harris,D	TOR	15	369	24.6	36	0	9	Rogers,C	BRX	18	10	142	7.9	17	0
10	Smallwood	SS	19	465	24.5	101	1	10	Weems,E	NJ	10	10	78	7.8	14	0
11	Smith-Schu	VV	12	293	24.4	34	0	11	Sherels	BUD	12	2	92	7.7	63	1
12	Thompson,D	GEO	20	486	24.3	62	0	12	Tate,B	BUD	11	6	84	7.6	14	0
13	Tate,B	BUD	12	290	24.2	47	0	13	Landry	GEO	17	11	124	7.3	16	0
14	Weems,E	NJ	19	459	24.2	40	0	14	Ginn Jr.	SC	18	9	129	7.2	18	0
15	Hill,T	TOR	9	213	23.7	38	0	15	Hester	MOH	19	8	136	7.2	19	0
16	Roberts,A	LAK	16	376	23.5	60	0	16	Amendola	YOR	24	7	162	6.8	15	0
17	Peppers,J	ERI	23	526	22.9	40	0	17	Beckham Jr	SS	15	8	100	6.7	13	0
18	Switzer	PIC	11	242	22	50	0	18	Edelman	AUR	14	5	91	6.5	13	0
19	Clement	SBE	16	350	21.9	54	0	19	Roberts,A	LAK	13	18	81	6.2	10	0
20	Mariani	STC	9	192	21.3	28	0	20	Royal	BRH	21	7	127	6	83	1

RUSHING LEADERS								RECEIVING LEADERS							
Rk	Player	Team	Att	Yds	Ave	Lg	TD	Rk	Player	Team	No	Yds	Ave	Lg	TD
1	Howard,J	SBE	194	974	5	44	4	1	Crabtree	NJ	62	640	10.3	58	2
2	Elliott,E	VV	194	835	4.3	95	7	2	Hilton	DTL	56	1020	18.2	75	9
3	Ajayi	MOH	187	821	4.4	53	3	3	Hopkins,D	BRH	53	879	16.6	58	5
4	Crowell	NJ	167	790	4.7	31	5	4	Landry	GEO	53	614	11.6	63	5
5	Johnson,D	BUD	166	781	4.7	36	2	5	Edelman	AUR	51	689	13.5	68	9
6	Freeman,D	PIC	140	778	5.6	59	8	6	Diggs	BUD	49	506	10.3	30	2
7	Bell,L	LAK	156	754	4.8	54	3	7	Jeffery	BRH	46	666	14.5	46	3
8	Fournette	BRX	143	741	5.2	24	9	8	Cooper,A	VV	46	670	14.6	47	5
9	Murray,D	TOR	176	656	3.7	39	5	9	Adams,D	AUR	44	882	20	53	9
10	Hunt,K	SEA	160	591	3.7	58	2	10	Brown,A	TCT	44	619	14.1	45	7
11	Blount	COW	122	579	4.7	25	6	11	Baldwin	SS	43	542	12.6	60	3
12	Gordon,M	TCT	120	557	4.6	53	4	12	Evans,M	COW	42	572	13.6	54	4
13	Cook,D	STC	116	546	4.7	32	4	13	Kerley	SC	42	499	11.9	39	2
14	McCoy,L	GEO	134	539	4	42	7	14	Beckham Jr	SS	39	542	13.9	42	4
15	McCaffrey	CHI	116	524	4.5	34	1	15	Olsen	CHI	39	456	11.7	63	2
16	Mathews,R	BRH	91	515	5.7	37	7	16	Davis,C	SC	38	528	13.9	81	3
17	Hyde,C	DTL	112	511	4.6	39	5	17	Fitzgerald	COW	36	379	10.5	39	2
18	Miller,L	CHP	124	443	3.6	55	2	18	Lee,M	ICC	35	583	16.7	54	5
19	Dixon,K	SS	86	433	5	24	1	19	Nelson,J	ERI	35	417	11.9	62	4
20	Foreman,D	SS	81	428	5.3	34	1	20	Kupp	DTL	35	524	15	68	3
21	Mariota	BRX	47	413	8.8	43	4	21	Wallace,M	ICC	34	565	16.6	54	4
22	Ingram,M	VV	83	413	5	55	4	22	Ertz	YOR	34	376	11.1	32	2
23	Henry,D	YOR	99	405	4.1	22	3	23	Rudolph	AUR	34	350	10.3	17	3
24	Gore	STC	112	400	3.6	27	3	24	Graham,J	STC	33	432	13.1	46	4
25	Stewart	BRH	81	381	4.7	21	3	25	Jones Jr.	CHI	33	560	17	65	7

INTERCEPTION LEADERS								SACK LEADERS				TACKLE LEADERS			
Rk	Player	Team	No	Yds	Ave	Lg	TD	Rk	Player	Team	No.	Rk	Player	Team	No.
1	Peters,M	SBE	4	45	11.3	24	0	1	Miller,V	YOR	12	1	Ogletree	ICC	80
2	Worley	SS	4	100	25	61	1	2	Morgan,D	SBE	10	2	Mack	SEA	80
3	Brown,Z	ERI	4	19	4.8	13	0	3	Bosa	ERI	9	3	Wagner,B	TCT	67
4	Collins,L	SBE	3	56	18.7	51	1	4	Atkins	YOR	8	4	Dansby	AUR	60
5	Demps	BRH	3	31	10.3	14	0	5	Flowers,T	ERI	8	5	Jones,D	SBE	56
6	Boddy-Calh	MOH	3	120	40	44	2	6	Donald	MOH	7	6	Kendricks	PIC	55
7	Watt,T	COW	3	116	38.7	53	1	7	Garrett,M	ERI	7	7	Alexander	TCT	55
8	Gay,W	YOR	3	81	27	42	0	8	Jenkins,Jo	STC	7	8	Lee,S	LAK	54
9	Butler,D	GEO	3	29	9.7	15	1	9	Hunter,D	TCT	7	9	Vernon	SEA	54
10	Smith,S	GEO	3	27	9	27	0	10	Ingram,M	VV	7	10	Collins,J	CHP	52
11	Williams,S	TOR	3	60	20	35	0	11	Kerrigan	COW	7	11	Posluszny	SS	51
12	LeBlanc	COW	2	13	6.5	11	0	12	Ogbah	BRX	7	12	Shazier	CHI	50
13	Jenkins,J	BRH	2	38	19	21	0	13	Beasley Jr	GEO	7	13	Shaw,J	BRX	50
14	Hall,L	CHP	2	57	28.5	48	0	14	Clark,F	BRX	6	14	Foster,M	BRH	49
15	Collins,J	CHP	2	21	10.5	21	0	15	Campbell,C	BUD	6	15	Timmons	YOR	49
16	Rodgers-Cr	DTL	2	34	17	34	0	16	Young,W	AUR	6	16	Bradham	TCT	49
17	Peppers,J	ERI	2	0	0	0	0	17	Griffen	PIC	6	17	Harrison,J	NJ	49
18	Maxwell,B	TCT	2	47	23.5	47	0	18	Harris,C	PIC	5	18	Haden	SC	49
19	Hooker	VV	2	84	42	53	1	19	Smith,P	BRX	5	19	Butler,D	GEO	48
20	Tabor	BUD	2	35	17.5	35	1	20	Harrison,J	NJ	5	20	Simon,J	TOR	48

SCORING LEADERS													
Rk	Player	Team	FG	XP	2Pt	Run	Rec	Int	KR	PR	Fmb	Sf	Tot
1	Lutz	AUR	12	34	0	0	0	0	0	0	0	0	70
2	Tucker	ICC	14	22	0	0	0	0	0	0	0	0	64
3	Succop	CHP	15	17	0	0	0	0	0	0	0	0	62
4	Mathews,R	BRH	0	0	1	7	2	0	0	0	0	0	56
5	Sturgis	PIC	11	22	0	0	0	0	0	0	0	0	55
6	Freeman,D	PIC	0	0	0	8	1	0	0	0	0	0	54
7	Hilton	DTL	0	0	0	0	9	0	0	0	0	0	54
8	Crosby	SBE	13	15	0	0	0	0	0	0	0	0	54
9	Edelman	AUR	0	0	0	0	9	0	0	0	0	0	54
10	Adams,D	AUR	0	0	0	0	9	0	0	0	0	0	54
11	Fournette	BRX	0	0	0	9	0	0	0	0	0	0	54
12	Catanzaro	BRX	8	29	0	0	0	0	0	0	0	0	53
13	Gonzalez	TOR	12	15	0	0	0	0	0	0	0	0	51
14	McCoy,L	GEO	0	0	1	7	1	0	0	0	0	0	50
15	Bailey,D	CHI	10	20	0	0	0	0	0	0	0	0	50
16	Folk	VV	10	19	0	0	0	0	0	0	0	0	49
17	Sanders,E	BRX	0	0	0	0	8	0	0	0	0	0	48
18	Elliott,E	VV	0	0	0	7	1	0	0	0	0	0	48
19	Dawson	DTL	8	22	0	0	0	0	0	0	0	0	46
20	Gano	YOR	11	12	0	0	0	0	0	0	0	0	45
21	Zuerlein	LAK	7	23	0	0	0	0	0	0	0	0	44
22	Lee,M	ICC	0	0	0	0	5	0	2	0	0	0	42
23	Janikowski	MOH	9	15	0	0	0	0	0	0	0	0	42
24	Brown,A	TCT	0	0	0	0	7	0	0	0	0	0	42
25	Jones Jr.	CHI	0	0	0	0	7	0	0	0	0	0	42
26	Vinatieri	SS	8	17	0	0	0	0	0	0	0	0	41
27	Brown,J	BUD	8	17	0	0	0	0	0	0	0	0	41
28	Hauschka	STC	9	14	0	0	0	0	0	0	0	0	41
29	Santos	GEO	8	16	0	0	0	0	0	0	0	0	40
30	Novak	COW	8	16	0	0	0	0	0	0	0	0	40

KICKING LEADERS										PUNTING LEADERS									
Rk	Player	Team	FGA	FGM	FG%	40	50	Lg	Pts	Rk	Player	Team	No	Yards	Tb	20	Lg	Bk	Ave
1	Lutz	AUR	14	12	85.7	4	0	48	70	1	Lee,A	MOH	37	1833	6	11	79	0	49.5
2	Tucker	ICC	18	14	77.8	9	4	56	64	2	Lechler	STC	42	2011	1	18	56	0	47.9
3	Succop	CHP	17	15	88.2	4	1	51	62	3	King,M	TOR	43	2058	5	15	60	0	47.9
4	Sturgis	PIC	13	11	84.6	4	1	51	55	4	Huber	CHP	37	1768	2	15	57	0	47.8
5	Crosby	SBE	16	13	81.3	4	2	54	54	5	Jones,D	YOR	33	1575	4	16	60	0	47.7
6	Catanzaro	BRX	10	8	80	1	0	41	53	6	Nortman	BRH	36	1705	4	12	64	0	47.4
7	Gonzalez	TOR	17	12	70.6	5	2	54	51	7	Hekker	COW	39	1845	0	18	65	0	47.3
8	Bailey,D	CHI	13	10	76.9	4	2	50	50	8	Jones,C	TCT	55	2574	1	14	56	1	46.8
9	Folk	VV	12	10	83.3	3	1	50	49	9	Berry,J	SS	40	1871	0	11	55	0	46.8
10	Dawson	DTL	12	8	66.7	1	0	45	46	10	Colquitt,B	SEA	56	2592	1	15	64	0	46.3
11	Gano	YOR	18	11	61.1	0	0	38	45	11	Dixon,R	GEO	47	2162	6	16	59	0	46
12	Zuerlein	LAK	11	7	63.6	4	1	54	44	12	Anger	ICC	34	1562	0	16	56	0	45.9
13	Janikowski	MOH	14	9	64.3	3	1	51	42	13	O'Donnell	NJ	48	2193	3	8	55	0	45.7
14	Hauschka	STC	15	9	60	3	2	53	41	14	Colquitt,D	SBE	50	2261	8	23	57	0	45.2
15	Vinatieri	SS	10	8	80	2	0	44	41	15	Way	BUD	35	1578	5	13	72	0	45.1



with
Arpin Plunderflunder

FANTASY FREAKZ!

Week 9 Forecast

Week 8 Analysis

The Cubs used four running backs in their win over Chino and two of them, **Jeremy Hill** (19FP) and **Joe Mixon** (16FP), posted 15+ fantasy points – an unusual feat.

My Smart Play for Week 8, **Isaiah Crowell** (16FP), had a productive day in an offence that was coming from behind early.

Sebastian Defence (15FP) led all defences in Week 8 despite surrendering 37 points. 2 pick-sixes and a Safety go a long way.

Cameron Brate (0FP), **Travis Kelce** (1FP) and **Kyle Rudolph** (3FP) are examples of how good tight ends can simply disappear from week to week. Expect each to reappear suddenly.

Despite taking a back seat to **Jonathan Stewart** (6FP) in touches, **Ryan Mathews** (13FP) continues to provide fantasy value in a back-up role.

Marcus Mariota (17FP) fell from gaudy to good in fantasy production when the Pats kept him in the pocket with a spy.

Greg Zuerlein (17FP) came out of nowhere to lead all kickers in Week 8 with 5 FGs.

Who's Hot?

TY Hilton (DTL)

13-231, 4 TDs, **47FP**

Has ability to dominate a game but falling 3 points shy of 50 is ridiculous.

LeSean McCoy (GEO)

25 – 144, 4 TDs, **39FP**

Dominated the stat sheet and looking like he is snapping out of 5-game funk.

Drew Brees (DTL)

31 – 61, 505yds, 4 TDs, **32FP**

Also threw 2 INTs but go-for-broke game plan paid off anyway and promises more.

Who's Cold?

Joe Flacco (COW)

6 – 12, 46yds, **2FP**

Pulled from game for ineffectiveness. Afraid to throw at Scarborough D.

Stefon Diggs (BUD)

0-0, 2 targets, **0 FP**

After a hot start has been very chilly of late. Completely shut out against Aurora.

Andrew Luck (MOH)

6 – 19 106yds 1TD, **2INT 6FP**

Game plan in Mohave is phasing him out as a fantasy factor. Bob Griese anyone?

QUESTION OF THE WEEK

I am in a weekly draft league and I am wondering which defence to pick up for Week 9? – Chuck (Calgary)

Obviously, defences facing the worst offences are going to look attractive. Scarborough, Charleswood and Pickering will go early in a draft. Budapest matches up well against York. Bruxelles is tempting, but they are flammable even versus the Pilots.

SMART
PLAY



Mike Wallace WR (ICC). The Cubs will want to work out Russell Wilson's arm against a vulnerable Mohave secondary. A few deep balls can be expected to head his way



AROUND THE



With Spats McChad

NEW YORK – My deep respect and admiration for the Anheuser-Busch company grew by great bounds this week with the news that *Budweiser* is aiming to be the first beer in space. While at first this may appear to be a meaningless milestone aimed at marketing the brand, there is much more to this project than flying a beer to the International Space Station.

Budweiser's plan is to grow barley seeds in space as the first step in determining if beer can be brewed in space at all. Why would we need to brew beer in space? Because space is where Mars is and when humans finally colonize Mars in the likely distant future, Budweiser wants to be the first to serve the thirsty construction workers building the colony. No doubt inspired by the legacy of its immigrant heritage, *Budweiser* unabashedly seeks to conquer a new world – literally. Now, *that* is forward thinking and something the EFL Committee should take note of! With the European expansion going well in Bruxelles and just so-so in Budapest, being the first football league in space would be the logical next mountain to climb.

MORA-NIC RANT

Budapest coach, **Darrin Jones**, like all winning coaches, is intensely competitive. But like his idol, **Tom Landry**, his is an intensity that burns under the surface. Watch his expression during a game and one would be taxed to find any sign of emotion – positive or negative – cracking his stoic countenance. You might detect a slight widening or contracting of the eye lids, the odd glance at the feet perhaps, and – if you are lucky – a brief turn away from the field and a firm command to his bench. One will never see a thrown clipboard, a kicked water cooler, or hear a profanity from his lips intrude on family football time courtesy of an hyper-sensitive parabolic on-field microphone. No, Coach Jones is nothing if not a model for on-field decorum and sportsmanship. So, the media were understandably thrown for a loop by a shocking post-game rant by Jones after his Stars were soundly thumped 31-17 by the Mustangs.

After having to bear, in public view, the embarrassment of watching his defence bent over and drilled by an over-excited Aurora offence and his offence limply slapping back against a rigid Mustangs defence over the course of the worst first half of football his team has played in recent memory, the strain of self-containment was too much for Coach Jones. He snapped.

"Well what happened was, in that first half we got our a## kicked," Jones said immediately as he mounted the podium before any reporter had had a chance to pose a question. Jones apparently knew what the questions would be and sought to shorten the awkward experience of having to explain a bad loss by answering them all pre-emptively in one sweeping breath.

"We couldn't do poo-diddly offensively. We couldn't get a first down, we couldn't run the ball, we couldn't complete a pass. We sucked! In that first half, we totally sucked!" Jones continued, the sharp edge in his voice acting as a warning to reporters to keep their mouths shut if they knew what was good for them. *"We couldn't stop the run, we couldn't stop the pass, every time they got the ball they went down and scored points. It was a horsesh*t performance by our defence to match the horsesh*t performance by our offence. I was totally embarrassed!"*

James Duthie, Mustangs beat reporter, raised his hand to ask a question, but dropped it quickly as Jones shot him a glare.

*"Yes, I blame myself and the coaches for putting together a sh*tty game plan. We were predictable on offence and*

WORST OFFENCES IN EFL HISTORY

1. 2008 COLORADO THUNDERSNOW

- 3.9 yds per play / 3,198 net yards / 136 Points

2. 2016 ERIEAU CADILLAC

- 3.9 yds per play / 3,240 net yards / 153 Points

3. 2014 LOS ANGELES KNIGHTS

- 3.9 yds per play / 3,811 net yards / 194 Points

2017 SEATTLE PILOTS (On Pace)

- 3.7 yds per play / 3,216 net yards / 148 Points

WORST STARTING QBs IN EFL HISTORY

1. 2007 Ben Roethlisberger (MSD)

- 46.8 QBR / 6 TD passes / 328 Att

2. 2016 Paxton Lynch (ERI)

- 54.6 QBR / 7 TD passes / 247 Att

3. 2014 Terrelle Pryor (SBE)

- 55.5 QBR / 2 TD passes / 229 Att

2017 Eli Manning (SEA) (On Pace)

- 52.3 QBR / 4 TD Passes / 366 ATT

passive on defence,” Jones spat. “Hell, we were worse than passive! We basically pulled our trousers down, bent over and spread our cheeks for those guys! As a coaching staff we were terrible! The players were terrible! This was the sh\$ttiest game I have ever been part of and I’ve coached some sh#tty games!”

Attila the Hun of the *Budapest Weekly Goulash* raised a gloved hand to ask a question, but withdrew it in shock under the withering stare of Jones, whose face was beginning to change into a different face entirely.

“We got our a\$\$ totally kicked in that first half – that’s what it boiled down to. I am totally embarrassed and ashamed. It stunk!”

And with the “stunk” still lingering in the air, Jones abruptly withdrew from the podium as a stunned media pool attempted to gather its wits before he escaped. Somebody whispered “okay” under their breath as the rattle of camera shutters provided the background music to Jones’ sudden exit from the stage.



Following his team’s 31-17 loss to Aurora in Week 8, Budapest coach **Darrin Jones** channeled the still living spirit of ex-New Orleans Saints coach, **Jim Mora** of the old NFL in a 2017 EFL version of the infamous “*Diddy-Poo*” rant.

The stunning tirade drew immediate comparisons to a famous rant by his NFL predecessor, **Jim Mora** back in 1996, after his New Orleans Saints lost to Carolina. This was not only for the content, which mirrored that of Mora’s, at times to the word, but for the uncanny way in which his face seemed to shift in appearance as he spoke. An analysis of the video reveals what experts claim is the exact dimensions of Mora’s jaw and mouth at the height of Jones’ “*Poo-Diddy*” rant. Strange indeed.

What this means for the North Stars going forward is anyone’s guess. Throwing himself and his team under the bus like that lays uncharted territory for him and his players to navigate. With a shallow fanbase in Europe, a sub-standard pseudo stadium as their new home, and the ‘Dawg Him’ movement reportedly preparing to stalk him in Hungary, the pressure on Jones will only grow.

AROUND THE EFL

With Professor McChad’s mid-term grades taking up my most of my time, it will be a short trip around the league this week. But that’s okay because the Mustangs’ total domination of Budapest was the news that mainly mattered in a Week Eight that did not register any significant changes to the football landscape.

A delay of game penalty on the first play from scrimmage of the Pilots’ 29-0 loss to LA tells you all you need to know about the Seattle offence. *Unready*. This offence is on pace to be the worst in EFL history. Nobody dreamt we would ever see offensive futility to rival that of the Colorado Thundersnow of 2008 until last year, when Erieau looked similarly on track at the half way point to be the “*worst ever*.” This year, the Pilots are giving it a shot. Will they set the new low standard for offensive inertia? It has been bad so far, but with teams loading up to stop **Kareem Hunt** it is only going to get worse. **Eli Manning** has yet to throw for 200 yards and has not thrown a TD pass since Week One. He, too, could set the bar for ineptitude for a qualifying starter at the quarterback position. If you are keen to track the progress of the Pilots and their harried quarterback on their quest to be the “*worst ever*,” I have included a simple chart for your reference to show how the Pilots and their QB compare with the worst the EFL has offered over its 11-year history.

In stark contrast to the Pilots, the Thunder Lizards entered the offensive record book this week with the first dual 200-yard receiving games in history in their 37-29 win over Sebastian. **Drew Brees**, who took a run at re-writing every single-game and single-season passing record in 2012 while a member of the Death Valley Undertakers, did not achieve such a feat during that black-magical season. Nobody has. But in 2017, facing an unimpressive but still passable Swordfish secondary, Brees found **TY Hilton** 13 times for 231 yards and 4 touchdowns and rookie **Cooper Kupp** 11 times for 226 yards. On the day, Brees was 31 of 61 for 505 yards and 4 TD passes as Durham abandoned the run game. Despite also throwing 2 interceptions taken back for Sebastian touchdowns, the victory coupled with a new passing record made it feel like those good old Undertaker days for the oft-criticized Durham starter.

Maybe ‘*Wrecking Ball Giveaway Day*’ was not such a good idea after all. With attendance lagging behind other expansion teams and only one win to their credit, the Wrecking Balls felt they needed to give something back to their fans before they abandoned the team in favour of the New York Red Bulls “football” team. A promotion was hastily put together and real miniature wrecking balls, made of “real New Jersey iron,” were handed out to the first 15,000 fans. This meant there were about 3,000 left over in bins located all around the stadium and concert area of Stone Pony Shore. After the Wolverines prevailed 27-14 in a turnover-infested, penalty-riddled and overall pathetic performance by the home team, frustrated fans took those wrecking balls to the toilets and cars in and around the stadium. Yes, 78 toilets were targeted by iron-ball wielding drunkards, all destroyed! Just when you thought it could not get worse in NJ.



Professor McChad's Mid-Term Report Card

December 2017

In the Hallowed Halls of High Learning in the Living Football University called the EFL only the strictest standards apply. As a Senior Fellow of said EFL University it falls on me to maintain those standards by applying rigour to my grades. No team is spared the most exacting analysis and criticism based on my profound and every-increasing knowledge of this wonderful sport. For the sake of the sport, I spare no one. But if you meet or exceed the standard, you will be recognized and, in rare cases, praised. Here is my rating scale:

A: Excellent B: Good C: Fair D: Poor F: Fail

A plus (+) indicates slightly above the grade; a minus (-) slightly less.

Aurora (A+): When you're hot, you're hot; and when you're good, you're good. But when you are both hot and good at the same time perfection is not far away. Not that Rich Liotta would claim his team has been "perfect" this season in the purest sense of the word; he might tell you it hasn't been that easy. But there is no "Lucky Win" or "Close Game" column in the standings to measure quality. It's win or lose; and when you win all your games without much trouble you deserve the best mark.

Budapest (A-): Perhaps their most remarkable achievement so far is how they convinced most of us through seven games that they could beat Aurora on the road in Week 8. With that illusion now dispelled they still have a 6-2 record and sole possession of first place in their division as testament to Darrin Jones' deft handling of the unwelcome return of Tyrod Taylor to the starting role. This is typical unattractive but effective North Stars' football. The peek at Brian Hoyer in Week 1 still resonates.

Brooklin (B): Brooklin is doing what it thought before the season started it needed to do to win the East Division. But now they are up against a sand-bagger from Bruxelles and need to up their game a bit. My one criticism is that they seem to lack a certain urgency, but that could just be Alex Smith's expression I am reading. Still, the Hawks have been consistent if you ignore the defensive breakdown against Aurora and the lack of finish by the offence against the Bombers – both teams on a tear.

Bruxelles (A): Calling them 'Cinderella' does an injustice to a torrid start that has earned them the second-best record in football. Widely predicted to, at best, nip around the edges of playoff contention before their flimsy defence collapsed in on itself, the Bombers have been so impressive that they now must be considered a frontrunner. The offence is in-your-face and the defence is rested and energized to the max. Could their one loss to Aurora be a preview of a bigger showdown in 12 weeks?

Charleswood (C-): As a rule it's not easy to win immediately with a rookie starting at QB and the Pats are proving that rule after a clumsy first half that, while not without it's bright spots, was mostly unfulfilling for everyone involved. The defence was always going to be the key to their success, but injuries and lacklustre play have made it less effective than it needs to be to prop up fragile QB play. If they can get healthy again they may cause irritation to a few contenders, but expect no more.

Chino (B+): The coming weeks will show whether the Convicts are as good as their current 5-3 record suggests they are. A typical dark horse playoff candidate in the parity era, they have enough pieces on the board to notch quality wins and enough holes to be embarrassed, as they nearly were against the Pilots in Week Five. The defence is starting to show its true colours, but the overall play of the offence under Dak Prescott is better than most had predicted. A very good start overall.

Cowtown (B-): The Corn Kings have exhibited Jekyll & Hyde qualities in their march to 4-4, which has fans and analysts confused about what to expect from this team going forward. I am not confused – this is what I expected to see from a team that has not been definitively good or bad in years. The defence is a sieve then a steel trap. Joe Flacco is a drag on the offence then he's throwing a clutch TD. Jimmy Garoppolo looks promising, but don't expect a change in hidebound Cowtown.

Durham (C-): At 3-4-1, with their most notable achievement a draw against the Blue Eagles, there is no soothing the disillusionment of fans who saw a potential league finalist in this Drew Brees-led pseudo-powerhouse. Injuries have hampered them, but mostly it has been the ineffectiveness of the offence against the teams they will have to beat if they are able to rally and make the playoffs. This team cannot run or stop the run, which is a recipe for a one-dimensional offence and a tired defence.

Erieau (C+): The bell-curve is being applied to this mark as 2-6 is not typically deserving of a "plus" of any kind. But the Cadillac administered the shock of the year in Week One with 13 sacks in a win over the defending champs. They deserve some credit for that achievement even if it is looking less impressive every passing week as the Triumph tumble. They can add a quality win over Chino to their portfolio as an adrenaline-inducing talking point to counteract the opioid effects of their offence.

Georgia (B-): If quarterback play were the focus of my grade it would be a D; but considering the extent to which it has sabotaged the team's efforts, a 4-4 record and a wild card spot is pretty good. The Glads were my favourite in the "*if-not-Aurora-who?*" debate for challengers in the South. Perhaps they're proving their mettle by overcoming the lack of production by their top stars. Yet, I cannot ignore that 3 of their 4 wins have felt like the result of divine intervention by merciful Football Gods.

Iowa City (B+): Cubs fans who thought this would be *the year* are sitting on their hands. At 6-2 and in sole possession of first place, things appear fine on the surface. But soft spots have emerged at surprising times. The offence has been efficient but not scary; the defence has been good enough, but gets pushed around on the ground. Great defences stop the run and sack the quarterback, but the Cubs do neither. They are where I expected them to be, I'm just not very impressed with how they got there.

Los Angeles (B-): Evaluating the Knights depends in part on what you think of Andy Dalton. If you think of him as a franchise quarterback, 4-4 is a disappointment. If you think of him as a guy who needs a great team around him then breaking even is not so bad. Regardless of which Dalton you choose, the record would be better if the defence was living up to its billing. In LA it always comes down to the 'Blue Shield' and this version has been more of a cloth curtain at the worst times.

Mohave (C+): The flame of Mohave's playoff hopes is burning steadier after three consecutive wins against soft competition. These were not pretty victories. In fact, they fit right in with their four ugly losses. Credit to coach Bobby Elder for figuring out that he needs to hold Andrew Luck to under 20 attempts a game to be effective; a move that defies conventional wisdom about the troubled quarterback. Sadly, it is unsustainable long term unless Jay Ajayi has 350 hard-nosed carries in him.

New Jersey (D+): Expectations for the Wrecking Balls' sophomore season were not unreasonably high, but nobody envisioned a one-win first half. Considering the money that was poured into their shotgun rebuild the return on investment so far has been shockingly low. From a retooled defence that cannot stop anybody to a newly christened franchise quarterback who can't direct a scoring drive in more than half their quarters, this team has the coach, fans and media scratching their heads.

Pickering (C): What was shaping up to be a stellar grade after Week Four took a nosedive with the team's misfortunes over the past four weeks; not that fortune has much to do with the recent collapse. Devonta Freeman has looked quite average during the losing streak while Philip Rivers is falling back into his comfort zone of throwing to the other team. Maybe things would be different for the two main drivers of the offence if the curiously porous defence could stop anybody – but it can't.

Scarborough (A-): It makes me shiver to think about where this team would be without its world class secondary. There is no question the defence – and the odd big play from Jordan Howard and Jamison Crowder – is winning them games that would have been losses last year. How do I know this? Because Aaron Rodgers is basically the same stiff he was last year except now he is smiling smugly in post-game pressers. That undeserved, self-satisfied smirk is the reason for the "minus" grade.

Seattle (D+): As referenced in my main column this week, the Pilots are on pace to have the worst offence in EFL history. It is with that in mind that I decided to nudge the mark up slightly to a "plus" out of admiration for their achievement of a single victory and for giving the Cubs a scare in Week 1, both of which border on miraculous. And, yes, out of pity for the poor defence that has a few proud warriors in it ranks being overworked and subsequently abused, tragically, on the football field.

Sebastian (B-): Judged by the yardstick of last season the Fish have fallen far short. But, unlike their adversary last year in the Final, pundits could see a fall coming as the team breaks in a new quarterback and deals with turnover in the secondary and injuries to the defensive line. The defence has been a pleasant surprise, no.1 in the league vs the run and holding its own against the pass. Odell Beckham has carved out decent numbers despite double teams. All things considered, pretty good.

South Carolina (C): As Luke Kuechly goes, so go the Regulators. So, it is shaping up to be another lost season in Columbia as the Captain of the Defence and heart of the team mends on the sideline for a 6th week. At 3-5 the season is salvageable in theory once Kuechly returns, but the state of the offence – with no running game and a rookie as top target at WR – suggests that a couple more Kuechlys would be required to make the team playoff grade. Now, if Luke could play offence....

St. Charles (B): At 4-4, the Chargers feel good about being in the thick of the wildcard race. This was a team few expected to compete, due to a young, unproven defence and questions about the ability of Carson Wentz to maintain last year's form. But the defence has held up thanks to notable performances by sophomores, Yannick Ngakoue and Jordan Jenkins, while the offence has been shaky at times but impressive others. Chalk it up to a coach who studies the film and does his homework.

Toronto (C): Not much was expected of the Wolverines in their second season and they have delivered with a somewhat convincing last place performance. I qualify it as "somewhat" because they did look good in their two wins and in their loss to Georgia in a way that might fool some optimists into believing they have a shot at making the playoffs in a conference laden with mediocrity. Don't be fooled. The defence is opportunistic, but fundamentally bad, and the O-line truly sucks. But for making some of us think they're not as bad as they really are I am bumping up the grade a tad.

Twin Cities (D+): In hindsight, scoring only 7 points and getting sacked 13 times by Erieau in Week One should have been a bright red flag that something was horribly wrong with the reigning Champs. If everything went right for them last year, everything is going wrong for them this year. Their latest humiliation witnessed a struggling sophomore QB take apart their talented and proud defence in a 4th quarter collapse. Palmer's a wreck, Antonio isn't breaking tackles. At 2-6, it's a disaster.

Virden (B): A 5-3 record and first place in the Central essentially forces me to give the Violators at least a 'B' grade. But it doesn't feel right given how severely they were mauled by three of the four upper tier teams they faced in the first half. On the other hand, they have done some mauling of their own (Durham) and are the only team to hand Scarborough a loss (and they did it with key plays through the air!). So, the jury remains out on this team; and my 'B' remains a simple 'B.'

York (B-): I thought of reprinting my comments on this team verbatim from last year's report card, except that expectations for this edition of the Swords are not so high. That makes this year's 4-4 record more a cause to celebrate – in a restrained and modest way of course – than to acerbically criticize. But since criticizing is important to my job, I will again point out that having no go-to running back and no depth at wide receiver is not bringing out the best in Tom Brady; as well as the fact that the three guys who propped up the defence last year are down to two this year. Better grade, but same old, same old in York.

BUG THE BOOKIE!

JIMMY THE GEEK GIVES YOU HIS PICKS FOR WEEK NINE EFL ACTION

Your source for fantasy and on-line betting solutions



RECORD VS THE SPREAD AFTER WEEK 8:

55-38-3

Jimmy's WEEK NINE PICKS

IOWA CITY @ MOHAVE (line – CUBS by 2)

INJURIES: Iowa City – Khari Lee (DOUBTFUL), Vince Biegel (OUT), Lee Smith (OUT), JC Tretter (OUT), Jared Veldheer (OUT); Mohave – Devin Hester (OUT), Kevin Johnson (OUT), Nick Mangold (OUT).

The Cubs convened the Running Back Committee last week and steamrolled over the Convicts with over 200 yards rushing. 4½ running backs were involved in the operation – with Tavon Austin being the half-back (get it?) – assisted by football's most powerful offensive line. Coming on the heels of Russell Wilson's worst game as a Cub, some are reading it as a sign of a permanent shift by the Cubs' offence. It is too early to tell, but the Cubs need not be too concerned about protecting Wilson this week as they prepare to face one of the most ill-equipped secondary corps in the league. On the other side, expect to see more of Jay Ajayi as the Cubs have been run over a lot this year and Andrew Luck remains fragile. Not sure why the line is so small. **PICK: IOWA CITY**

LOS ANGELES @ ST. CHARLES (line – CHARGERS by 3)

INJURIES: Los Angeles – Michael Bennett (OUT), Deone Bucannon (OUT), Reshad Jones (OUT); St. Charles – Morris Claiborne (OUT).

Vegas likes the Chargers at St. Charles Stadium, where they are 4-0 this year. Apart from the home field advantage I don't see a tangible edge for St. Charles over the Knights in any key area, however. The 'Blue Shield' is slowly returning to form while the Charger offence has been too streaky to be a confident bet to crack it. The Andy Dalton-led offence is showing signs of getting into a rhythm and is making more chunk plays as the LA game plan expands to include downfield passing. The real wildcard here is the Charger defence. Most analysts agree that it is vastly over-performing, yet there is no sign that it is about to crack. If it shows up again this week the focus of this game could shift to the kickers. In which case, give me Steven Hauschka. **PICK: ST. CHARLES**

CHINO @ BROOKLIN (line – HAWKS by 7)

INJURIES: Chino – AJ Green (PROBABLE), Sheldon Rankins (PROBABLE), Ryan Shazier (OUT), Za'Darius Smith (OUT); Brooklin – Vontaze Burfict (OUT), Eddie Royal (OUT);

Convicts street cred took a hit last week when the Cubs showed them who is Boss in that manhood-challenging, run-them-into-the-ground type of way. The Hawks are quite happy with their silencing of Virden last week but perturbed that they remain two games behind Bruxelles in the East. Although technically not a "must win" game for either team, it feels that the loser here would face a harsh reality the morning after that would compel a downward shift in expectations for the season. That is a polite way of saying that a loss will cripple either's chances of a division title, provided the front-runners don't collapse. Unfortunately for Chino, the match-ups don't look promising on either side of the ball. Expect a tight fight and a Hawks takeoff in the 4th. **PICK: BROOKLIN**

BRUXELLES @ SEATTLE (line – BOMBERS by 10)

INJURIES: Bruxelles – Jack Mewhort (PROBABLE), Bud Dupree (OUT), Matt Kalil (OUT), Jason Verrett (OUT), Dede Westbrook (OUT); Seattle – Luke Joeckel (OUT), Derek Newton (OUT), Scooby Wright III (IR).

This has many indicators of a classic trap game. The Pilots are big underdogs at home, but their defence has a couple of impact players capable of turning a game around with one play and Eli Manning, for all his faults, can shift into 6th gear without warning and flay a secondary raw using whatever weapons he has at hand. Not that he has done this recently, or has given any sign that he is about to do that here, I am just putting it out there as a possibility. Add to that mix the Bombers' high-risk style of offence, a defence that is overdue for a setback, and a betting line that is large, but not quite large enough to induce significant movement to a sick underdog. Of course, one would be crazy to take the Pilots against almost anybody. But remember, the fact that the Bombers

seem invincible and the Pilots seem hopeless is part of the deal. It's classic TRAP and I'm not falling for it. **PICK: SEATTLE**

CHARLESWOOD @ ERIEAU (line – PATRIOTS by 2)

INJURIES: Charleswood – Cameron Heyward, (OUT), Harlan Miller (OUT), Sammy Watkins (OUT); Erieau – John Greco (PROBABLE), Pharoh Cooper (OUT), Justin Houston (OUT), Niles Paul (OUT).

The Patriots called on Blake Bortles to try and redeem an unwinnable effort by DeShaun Watson in Bruxelles last week and he was sacked 5 times in one half. With the Cadillac defensive line thirsty for quarterback blood after being shut out of the backfield last week against a 1920s version of Andrew Luck, expect the Pats to return to a more mobile Watson and cross their fingers that he remembers how to pass. I am not even going to try and figure out what is wrong with Matt Stafford and Jordy Nelson, but I know that whatever it is will not get better going up against Aqib Talib. Both teams will probably end up relying on their defences to win this game for them. With Desmond Trufant back, the Pats are almost fully healthy and have the clear edge. **PICK: CHARLESWOOD**

VIRDEN @ TWIN CITIES (line – VIOLATORS by 3)

INJURIES: Virden – Perry Riley Jr., (DOUBTFUL), Lane Johnson (OUT), Evan Mathis (OUT), Dexter McCluster (OUT), David Morgan (OUT), Jared Odrick (OUT), Caraun Reid (OUT), Chance Warmack (OUT); Twin Cities – Tyler Eifert (OUT), Joel Bitonio (OUT).

My losing streak picking the Triumph against the spread stands at four, equal to the defending champs' current real losing streak. Dare I pick them again, going against the *first place* Violators? I'm not trying to be funny or sell false hope to desperate fans when I say that Twin Cities is not out of the race yet. The Central was always going to be slippery scrum and the team emerging from the pile was always going to be dirty and disheveled at the end of it. But if they are going to get back in they need to make a move with this game. It won't likely be easy, but it very well might be considering how poorly Virden has played in its three losses. Contrast that with a pair of impressive wins against North division competition and you have an odds-makers' nightmare. Oh well, better a nightmare for Vegas than for the long-suffering fans of Virden, who dare to hope that their run starts here. **PICK: VIRDEN**

SCARBOROUGH @ TORONTO (line – BLUE EAGLES by 6)

INJURIES: Scarborough – La'el Collins (OUT), Ryan Kalil (OUT), Charles Sims (OUT); Toronto – Eric Wood (DOUBTFUL), Craig Mager (OUT), Halapoulivaat Vaitai (OUT), Aaron Williams (OUT).

Based solely on record this line appears suspiciously scant for the clear favourite. Throw in the mismatch between the Wolverine offensive line and the Scarborough pass rush along with that bulletproof Scarborough secondary and a shutout looms as a serious possibility. But also consider the Aaron Rodgers Effect, a Toronto defence that plays for the turnover and gets it, and the Wolverines' combativeness at home and a few sphincter-puckering scenarios can be envisioned for the nervously optimistic Blue Eagle Faithful. Expect this to be a dogfight for longer than comfortable for the visitors before the Toronto D succumbs. **PICK: SCARBOROUGH**

AURORA @ SEBASTIAN (line – MUSTANGS by 11)

INJURIES: Aurora – NaVorro Bowman (OUT), JJ Watt (OUT); Sebastian – CJ Anderson (OUT), Arik Armstead (OUT), Mike Pouncey (OUT), Justin Pugh (OUT), Shariff Floyd (IR).

Can anyone stop the Mustangs? I am sure somebody can, but it won't be the Swordfish this week. The strength of the Aurora offence, the aerial game, plays right into the weakness of the Sebastian defence, the secondary. Double-digits still seems a lot to stay in front of on the road against a team with Odell Beckham and Doug Baldwin front and center in the pass attack, even for a quick strike assassin like Matt Ryan. Sebastian's swashbuckling high stakes gambling offence could easily set up an Aurora first half blowout if the gambles don't pay off. The Swordfish lead the league in 4th down attempts by a lot and are unlikely to curtail that trend against Aurora. In fact, that might be the only way they can survive this game and stay within the spread. But they are going to have to make those gambles pay off or it will be ugly for last year's conference champs. **PICK: AURORA**

GEORGIA @ COWTOWN (line – CORN KINGS by 4)

INJURIES: Georgia – None; Cowtown – Jahleel Addae (OUT), Marcell Dareus (OUT), Julius Thomas (OUT).

These two teams usually put on a good show when they face each other. I expect they will deliver another suspenseful performance this week, but one with Vaudevillian overtones. Joe Flacco was pulled from the Scarborough game last week before throwing an interception when it became clear that "playing it safe" with him behind center was getting the team nowhere. Yet Flacco is the announced starter for this game and is probably armed with a mandate to attack a Georgia defence that is surrendering plenty of yards through the air. This could backfire as the Glads also pick the ball off a lot, which factors into an opponent passer rating of just 73.8, good for 5th among league defences. On the other side, Big Ben is on track to record his worst passer rating since his historically bad EFL debut in 2007, when he had a 46.8 QBR in leading the Swamp Dogs to a 1-15 record. Ben has grown since that year, but he also

has flashed regressive tendencies. With these two boneheads slinging the pigskin, anything can happen. **PICK: GEORGIA**

PICKERING @ NEW JERSEY (line – SPARTANS by 6)

INJURIES: **Pickering** – Eric Kendricks (QUESTIONABLE), Tyvon Branch (OUT); **New Jersey** – Derrick Johnson (OUT).

Both teams enter this game emotionally scarred by failure to meet expectations in the first half. It's unclear who should feel the suffering more. The Wrecking Balls have been suffering the longest, but have no history of winning to silently rebuke them. The Spartans thought they were on the verge of recovering some of their former glory after a strong start but have been rudely slapped down over their last four games. The defence has been the principal culprit in their slide, but Philip Rivers isn't helping with his 70.2 QBR and 0 wins over that stretch. Fortunate for Pickering, the Wrecking Balls have been a cure-all for every team they've faced except Durham. No need to find a way to win when your opponent excels at finding ways to lose. **PICK: PICKERING**

YORK @ BUDAPEST (line – NORTH STARS by 8)

INJURIES: **York** – Danny Amendola (OUT), Giovanni Bernard (OUT), Josh Doctson (OUT), Brandon Flowers (OUT), Eddie Lacy (OUT), DeAndre Levy (OUT); **Budapest** – Jaye Howard (OUT), Brian Hoyer (OUT), Kyle Long (OUT).

The Excaliburs are hanging in there and, like their co-competitors in the wild card race, Cowtown and Georgia, are not looking particularly impressive doing it. But the thing about teams that look weak and win ugly is that opponents often under-estimate them. Just ask Darrin Jones, he knows. Although the North Stars have advantages over York in most phases of the game, they don't have Tom Brady and York does. How much this will matter will depend on whether Brady shows up on the field after a long flight through the air and which version of Tyrod Taylor we get. Although Taylor's numbers are passable in a year when quarterback play in general is falling short of historical averages, the eyeball test says he should be getting more out of the considerable weapons at his disposal. An aggressive game plan could work in York's favour and dent the overly generous 8-point line. **PICK: YORK**

DURHAM @ SOUTH CAROLINA (line – Pick'Em)

INJURIES: **Durham** – Terron Armstead (OUT), Quan Bray (OUT), Kam Chancellor (OUT), Eric Decker (OUT), KJ Dillon (OUT), Eddie Goldman (OUT), Theo Riddick (OUT), Geno Smith (OUT), Kevin White (OUT); **South Carolina** – Ameer Abdullah (OUT), Keenan Allen (OUT), Ladarius Green (OUT), Luke Kuechly (OUT).

Vegas is apparently not reading too much into Durham's two-game win streak while appearing to credit the Regulators for sticking around in their three losses in a row to end the first half. It may be many more weeks before the stain of losing to the Wrecking Balls ceases to mar the picture of the Thunder Lizards as a legitimate contender. But seriously, it is time for a reality check if think Durham is anything less than a clear favourite to win this game. The Regulators do not have the tenacity in the secondary to stick with TY Hilton and Cooper Kupp, who just last week made EFL history with joint 200-yard performances. Drew Brees will miss Theo Riddick, as he has no good dump-off options at tight end or running back, but the Regs will also miss the guy most likely to make Brees pay for holding the ball or rushing a throw: Luke Kuechly. Don't overthink this one, folks! **PICK: DURHAM**



ANCIENT HISTORY
CHANNEL
PRESENTS

This Week in EFL History
With Professor
Sterling Smitherman

FROM THE EFL ARCHIVES – While much of my review has been focused on the fascinating first season the Dragons turned into Eagles, there were many other plot lines developing by Week Eight of the 2011 EFL season.

The Ringgold Crimson Hawks were under new management in 2011. Now the Death Valley Undertakers, they had been quickly transformed through free trading and free agent signings into a poor man's powerhouse. Drew Brees was the engine of the offence while four pro bowl-grade linebackers formed the 'Fearsome Foursome' that would terrorize opposing quarterbacks. But on the field the

Death Valley defence could not stop anybody. The humiliations for the defence continued in Week 8 when the struggling York offence earned 28 first downs in 35-30 shootout victory. **Darren McFadden** pulled off the signature rushing performance of the day with 122 yards and 3 TDs on 26 carries. Death Valley at 5-3 was falling further behind the perfect 8-0 LA Knights.

A very close game in Cowtown turned on a 4th & 7 scramble by **Ben Roethlisberger** that covered 36 yards to the 5-yard line and set up a TD pass to **Reggie Wayne** with 0:54 left to give Gwinnett a 27-26 victory. It was Big Ben's first win of the season, the Glads' other 4 victories coming with **Vince Young** under center.

The Blue Eagles were embarrassed in victory by needing a 61-yard punt return by **DeSean Jackson** to set up the game-winning FG in a slim 16-14 win over Markham. The North Stars had the worst offence and one of the worst defences that year.

The Knights proved their dominance on defence once again with a 27-0 blanking of **Peyton Manning** and the Pats. LA mustered just 191 net yards but didn't need any more.