

2016

10

Est. 2007

WEEK

Celebrating our 10th year of football excellence

October 23, 2016

2016

10

Est. 2007

TWO

BLUE SHIELD BASH!



LA Knights linebacker **Deone Bucannon** charges toward the end zone after intercepting a pass from Chino's **Cam Newton**. Bucannon would score the second defensive TD of the game for the resurgent Blue Shield, in a 28-3 victory.

*Who was slick
in Week Two?*

**"BRYLCREEM" THE
EFL'S FIRST SPONSOR**



Alex Smith
QB
Brooklin
Hawks

12 of 21, 182 yards, 4 TDs. Money in the red zone to prevail over Virden.



Vontaze Burfict
LB
Brooklin
Hawks

10 Tackles, 2 INTs, 1 TD (23 yds) Tackling and turnover machine.

EAST




NORTH



CENTRAL



ATLANTIC



WEST




SOUTH




	38		21
	17		40
	7		17
	43		25
	14		28
	9		3



PLAY OF THE WEEK

 DeSean Jackson turns short pass into 71-yard TD pass play (4:37 left in 4th)

	17		28
	7		7
	30		7
	24		31
	17		24
	20		40

PASSERS		YDS	PTD	RTD	INT
1	Palmer TCT	309	4	0	0
2	A. Smith BRH	182	4	0	0
3	Dalton SEB	327	3	0	1
4	Wilson ICC	211	2	0	0
5	Taylor MAR	191	3	0	0
6	Brady YOR	302	2	0	0

FANTASY ROUND-UP

SPONSORED BY
FANTASY FREAKZ

RECEIVERS		YDS	TDR	OTD	2pt
1	Maclin GWG	153	3	0	0
2	A. Brown TCT	148	3	0	0
3	Baldwin SEB	175	2	0	0
4	Gronkowski BRH	94	2	0	0
5	Shepard PIC	58	2	0	0
6	Doctson YOR	104	1	0	0

RUSHERS		YDS	RTD	TDR	2pt
1	Martin TCT	128	2	0	0
2	Elliott VIR	138	1	0	0
3	Langford CAR	121	1	0	0
4	Ivory MVM	173	0	0	0
5	Freeman PIC	157	0	0	0
6	Mathews BRH	91	1	0	0

KICKERS		PAT	1-49	50+
1	Santos GWG	4	4	0
2	Janikowski MOH	0	3	0
3	Cantanzaro CAR	5	1	0
4	Carpenter SBE	2	2	0
5	Myers ICC	1	2	0
6	Crosby AUR	4	1	0













TEAM DEFENCE		PA	TDs	INT	SK	FR
1	LA	3	2	2	7	0
2	Aurora	7	0	2	8	2
3	Twin Cities	7	0	2	6	2
4	Brooklin	21	1	3	1	0
5	Toronto	40	2	0	1	0
6	Charleswood	9	0	2	2	0



GAME BLITZ!



When you're in a rush! 12 Games, 12 Highlights!
By Chris Sherman

Week 2 saw 8 teams fall to 0-2 and 8 teams rise to 2-0. The 8 others are in between at 1-1 – a perfect three-way split.  In Pickering, **Andy Dalton** threw for 327 yards and **CJ Anderson** broke a 24-24 deadlock with a 4-yard TD run at the 1:35 mark of the 4th as the Swordfish topped the Spartans 30-24.  In Scarborough, **DeSean Jackson** broke free for a 71-yard TD catch for the eventual winning score as the Blue Eagles came from behind to beat York, 20-17.  In Chino, corner **David Amerson** ran back a fumble 77 yards for a TD to open the scoring and the Knights never looked back, swatting down the Convicts 28-3.  At the Fiery Depths **Blake Bortles** slung a short pass to **Justin Hardy** for a 6-yard score in the 3rd quarter to put the Patriots out in front to stay and bump off Mohave 14-9.  In Durham, **Tyrod Taylor** connected with **Brandon Marshall** on a 22-yard TD strike to open the scoring as the North Stars rained on the Lizards, 28-7.  In Brooklin, **Alex Smith** hooked up with **Rob Gronkowski** for back-to-back TD passes to end the 1st half and begin the 2nd as the Hawks soared to a 40-21 win over Virden.  In New Jersey, **Steve Smith Sr** turned a short pass into a 47-yard gain to set up **Joe Flacco's** game-tying TD pass to **Larry Fitzgerald** and the Corn Kings went on to get past the Wrecking Balls, 17-7.  In Gwinnett, **Sam Bradford** connected with **Jeremy Maclin** for a 78-yard TD pass to cap a 34-point 1st half as the Gladiators pounded the Wolverines 40-24.  In Iowa City, **Tyler Lockett** returned a punt 89 yards for one of three TDs in the 2nd quarter to help power the Cubs to a 25-17 victory over division rival Mission Viejo.  In Eireau, the Cannibals spoiled the Cadillac's home opener with a 35-point 1st half ignited by an opening drive 38-yard TD run by **Eddie Lacy**. Carthage went on to win 38-17.  In Aurora, **Matt Ryan** re-established an old connection with a 28-yard TD pass to **Anquan Boldin** to open the scoring and the Mustangs thundered over the Regulators 31-7.  In Twin Cities, **Carson Palmer** began a 4-TD pass day with a 46-yard scoring strike to **Antonio Brown** as the Triumph massacred the expansion Chargers, 43-7.

CANNIBALS**38**

PASSING: Marcus Mariota, 10 of 12, 124 yds, 31TD, 0 INT
RUSHING: Jeremy Langford, 18C, 121yds, (6.7), 1 TD
RECEIVING: Emmanuel Sanders, 5 for 74 yds, 22LG, 0 TD
DEFENCE: Emmanuel Ogbah, 65T, 3 SK, 2 HUR
KICKING: Chandler Cantanzaro. 5 of 5 XPA. 1 of 1 FG 8 Pts

CADILLAC**17**

PASSING: Paxton Lynch, 12 of 26, 136 yds, 2 TDs, 0 INT
RUSHING: Marshawn Lynch, 9C, 32yds, (3.6), 0 TD
RECEIVING: Terrence West, 2 for 54yds, 54LG, 1 TD
DEFENCE: Brian Robison, 7 T, 2 SK, 1 HUR, 1 STF, 2 PD
KICKING: Stephen Gostkowski, 2 of 2 XPA, 1 of 1 FG 5 Pts

10-21-2016 Kelly-Burke Field Temp: 0 Wind: None MVP: **Jeremy Langford**

	1	2	3	4	Tot
2015 Carthage (1-1)	7	28	3	0	38
2016 Erieau (0-2)	7	7	3	0	17

Scoring Summary

1 12:28 Carthage	TD Lacy 38 run (Catanzaro) (4-75-2:24)	7-0
1 3:31 Erieau	TD Lynch 7 pass to Britt (Gostkowski) (7-38-3:24)	7-7
2 13:47 Carthage	TD Mariota 10 pass to Moncrief (Catanzaro) (9-76-4:37)	14-7
2 7:46 Carthage	TD Langford 4 run (Catanzaro) (9-64-4:15)	21-7
2 5:52 Erieau	TD Lynch 54 pass to West (Gostkowski) (5-70-1:48)	21-14
2 2:45 Carthage	TD Jones 9 pass to Kelce (Catanzaro) (5-39-3:02)	28-14
2 0:17 Carthage	TD Jones 1 run (Catanzaro) (9-50-1:31)	35-14
3 10:43 Carthage	FG Catanzaro 36 (6-22-2:23)	38-14
3 3:35 Erieau	FG Gostkowski 43 (17-31-6:59)	38-17

	CAR	ERI
First Downs	24	14
Rushes	34-221	16-32
Passes	30-18-203	34-18-186
Sacked	3-29	5-45
Fumble	2	1
Penalties	10-77	6-69
Turnovers	1	0
Missed Tackles	1	6
Blitzes	27	18
Time	32:27	27:33
Third Down	7-13	3-13
Fourth Down	0-1	1-1
Red Att/Td/Fg	4/4/0	2/1/1
Net Offense	395	173

CHARGERS**7**

PASSING: Josh McCown, 10 of 15, 88 yds, 0 TD, 1 INT
RUSHING: Javorius Allen, 11C, 38yds, (3.5), 0 TD
RECEIVING: Mike Thomas, 3 for 29 yds, 13LG, 0 TD
DEFENCE: Malcolm Smith, 11 T, 1 STF
KICKING: Steven Hauschka. 1 of 1 XPA. 1 Pts

TRIUMPH**43**

PASSING: Carson Palmer, 24 of 34, 339 yds, 4 TDs, 0 INT
RUSHING: Melvin Gordon, 21C, 128yds, (6.1), 2 TDs
RECEIVING: Antonio Brown, 9 for 148yds, 46LG, 3 TDs
DEFENCE: Jerrell Freeman, 3T, 1SK, 1STF, 1FF, 1INT (23yd)
KICKING: Roberto Aguayo. 1 of 1 XPA. 1 Pts

10-21-2016 Wilhalla Stadium Temp: 70 Wind: MVP: **Carson Palmer**

	1	2	3	4	Tot
2016 St. Charles (1-1)	0	7	0	0	7
2015 Twin Cities (2-0)	12	6	12	13	43

Scoring Summary

1 12:28 Twin Cities	TD Palmer 46 pass to Brown (2 - failed) (5-70-2:26)	0-6
1 6:54 Twin Cities	TD Palmer 4 pass to Brown (2 - failed) (5-56-2:34)	0-12
2 3:40 Twin Cities	TD Martin 1 run (2 - failed) (11-69-5:39)	0-18
2 0:50 St. Charles	TD Line 1 run (Hauschka) (10-73-2:45)	7-18
3 4:59 Twin Cities	TD Martin 20 run (2 - failed) (10-82-6:13)	7-24
3 1:56 Twin Cities	TD Palmer 6 pass to Brown (2 - failed) (3-17-1:28)	7-30
4 13:08 Twin Cities	TD Palmer 13 pass to Matthews (2 - failed) (7-30-2:38)	7-36
4 3:14 Twin Cities	TD Jackson 1 run (Aguayo) (14-56-8:16)	7-43

	STC	TCT
First Downs	10	36
Rushes	18-62	40-204
Passes	15-10-88	34-24-309
Sacked	6-52	0-0
Fumble	5	1
Penalties	3-34	6-51
Turnovers	2	0
Missed Tackles	10	2
Blitzes	21	7
Time	22:04	37:56
Third Down	0-8	7-12
Fourth Down	0-0	4-5
Red Att/Td/Fg	1/1/0	9/6/0
Net Offense	98	513

PATRIOTS**14**

PASSING: Blake Bortles 19 of 29, 198 yds, 2 TDs, 2 INTs
RUSHING: Lamar Miller, 21C, 101yds, (4.1), 0 TD
RECEIVING: Dez Bryant, 4 for 60yds, 20LG, 0 TD
DEFENCE: Cameron Heyward 7 T, 1 SK, 1 STF
KICKING: Ryan Succop. 2 of 2 XPA. 2 Pts

HELLFIRE**9**

PASSING: Ryan Fitzpatrick, 16 of 31, 162 yds, 0 TD, 1 INT
RUSHING: Ronnie Hillman, 8C, 58yds, (7.3), 0 TD
RECEIVING: Julio Jones, 7 for 90yds, 19LG, 0 TD
DEFENCE: Kendall Reyes, 7 T, 2 PD, 2 STF, 2 HUR
KICKING: Sebastian Janikowski. 3 of 3 FGA. 9 Pts

10-21-2016 The Fiery Depths Temp: 105 Wind: Calm None MVP: **Blake Bortles**

	1	2	3	4	Tot
2015 Charleswood (1-1)	0	7	7	0	14
2015 Mohave (0-2)	0	9	0	0	9

Scoring Summary

2 14:52 Mohave	FG Janikowski 29 (14-71-6:48)	0-3
2 10:53 Charleswood	TD Bortles 9 pass to Green-Beckham (Succop) (11-80-3:59)	7-3
2 4:43 Mohave	FG Janikowski 30 (12-53-5:59)	7-6
2 0:36 Mohave	FG Janikowski 25 (6-16-1:40)	7-9
3 1:19 Charleswood	TD Bortles 6 pass to Hardy (Succop) (16-80-9:12)	14-9

	CHP	MOH
First Downs	22	15
Rushes	36-162	16-66
Passes	29-19-198	31-16-162
Sacked	0-0	2-18
Fumble	0	0
Penalties	11-109	7-63
Turnovers	2	1
Missed Tackle	17	20
Time	34:49	25:11
Third Down	10-14	3-12
Fourth Down	0-0	0-0
Red Att/Td/Fg	3/2/0	4/0/3
Net Offense	360	210

VIOLATORS



21

PASSING: Derek Carr, 19 of 39, 176 yds, 2 TDs, 3 INTs
RUSHING: Ezekiel Elliott, 30C, 138 yds, (4.6), 1 TD
RECEIVING: Amari Cooper, 7 for 87yds, 29LG, 1 TD
DEFENCE: Melvin Ingram, 4 T, 1 SK, 1 STF, 1 HUR
KICKING: Nick Folk. 3 of 3 XPA. 3 Pts

HAWKS



40

PASSING: Alex Smith, 12 of 21, 182 yds, 4 TDs, 0 INT
RUSHING: Ryan Mathews, 11C, 91yds, (8.3), 1 TD
RECEIVING: Rob Gronkowski, 6 for 94yds, 19LG, 2 TD
DEFENCE: Vontaze Burfict 10 T, 2 INT (45 yds)
KICKING: Zach Hocker. 4 of 6 XPA. 4 Pts

10-21-2016 Optimist Park Temp: 84 Wind: 0-10 None MVP: **Alex Smith**

	1	2	3	4	Tot
2015 Virden (1-1)	0	7	0	14	21
2015 Brooklin (2-0)	13	7	14	6	40

1 11:26 Brooklin	TD Mathews 7 run (no good) (6-73-3:28)	0-6
1 5:15 Brooklin	TD Smith 11 pass to Jeffery (Hocker) (4-43-1:51)	0-13
2 12:11 Virden	TD Elliott 14 run (Folk) (11-87-4:15)	7-13
2 3:10 Brooklin	TD Smith 16 pass to Gronkowski (Hocker) (7-59-4:29)	7-20
3 12:17 Brooklin	TD Smith 19 pass to Gronkowski (Hocker) (2-22-0:46)	7-27
3 4:32 Brooklin	TD Smith 11 pass to Cobb (Hocker) (7-77-3:42)	7-34
4 11:24 Virden	TD Carr 9 pass to Cooper (Folk) (13-80-8:08)	14-34
4 1:29 Virden	TD Carr 5 pass to Cook (Folk) (13-73-6:27)	21-34
4 0:37 Brooklin	TD Burfict 23 interception return (no good)	21-40

	VV	BRH
First Downs	27	18
Rushes	44-224	21-121
Passes	39-19-176	21-12-182
Sacked	1-8	1-6
Fumble	0	1
Penalties	5-37	7-54
Turnovers	3	0
Missed Tackles	5	6
Blitzes	27	20
Time	38:53	21:07
Third Down	8-17	0-6
Fourth Down	3-3	1-1
Red Att/Td/Fg	4/3/0	5/5/0
Net Offense	392	297

KNIGHTS



28

PASSING: Teddy Bridgewater, 25 of 39, 221yds, 1 TD, 0 INT
RUSHING: Le'Veon Bell, 16C, 46yds, (2.9), 1 TD
RECEIVING: Jordan Matthews, 10 for 100yds, 16LG, 1 TD
DEFENCE: Jabaal Sheard, 7 T, 2 SK, 2 STF, 4 HUR
KICKING: Grea Zuerlein 4 of 4 XPA. 4 Pts

CONVICTS



3

PASSING: Cam Newton, 9 of 23, 95 yds, 0 TDs, 2 INTs
RUSHING: Adrian Peterson, 11C, 43yds, (3.9), 0 TD
RECEIVING: Danny Woodhead 4 for 62yds, 21LG, 0 TD
DEFENCE: Jarvis Jenkins, 4 T, 1 SK, 1 STF, 1 FF
KICKING: Dan Bailey. 0 of 0 XPA. 1 of 1 FGA. 3 Pts

10-22-2016 The Big House Temp: 87 Wind: 10-20 None MVP: **Teddy Bridgewater**

	1	2	3	4	Tot
2015 Los Angeles (2-0)	0	14	7	7	28
2015 Chino (0-2)	0	0	3	0	3

Scoring Summary

2 5:38 Los Angeles	TD Amerson 77 yd fumble recovery (Zuerlein)	7-0
2 1:05 Los Angeles	TD Bucannon 16 interception return (Zuerlein)	14-0
3 4:21 Los Angeles	TD Bridgewater 9 pass to Matthews (Zuerlein) (1-9-0:11)	21-0
3 0:11 Chino	FG Bailey 45 (9-53-4:06)	21-3
4 9:12 Los Angeles	TD Bell 3 run (Zuerlein) (7-42-4:20)	28-3

	LAK	CHI
First Downs	18	11
Rushes	25-90	23-72
Passes	39-25-221	31-12-144
Sacked	2-16	7-39
Fumble	2	2
Penalties	10-65	6-41
Turnovers	1	3
Missed Tackles	2	2
Blitzes	14	11
Time	31:51	28:09
Third Down	6-15	0-13
Fourth Down	1-3	0-4
Red Att/Td/Fg	3/2/0	1/0/1
Net Offense	295	177

MONARCHS



17

PASSING: Eli Manning, 31 of 46, 312 yds, 1 TD, 0 INT
RUSHING: Chris Ivory, 19C, 173yds, (59.1), 0 TD
RECEIVING: Allen Hurns, 13 for 153yds, 15LG, 0 TD
DEFENCE: Derrick Johnson, 10 T, 1 PD, 1 FF
KICKING: Josh Lambo. 2 of 2 XPA. 1 of 1 FGA. 5 Pts

CUBS



25

PASSING: Russell Wilson, 12 of 24, 211 yds, 2 TDs, 0 INT
RUSHING: Jeremy Hill, 17C, 74yds, (4.4), 0 TD
RECEIVING: Tyler Lockett, 3 for 79yds, 32LG, 0 TD
DEFENCE: Connor Barwin, 11T, 1 PD, 3 STF
KICKING: Jason Myers. 1 of 1 XPA. 2 of 2 FGA. 7 Pts

10-23-2016 Joe Ferguson Stadium Temp: 82 Wind: Calm None MVP: **Russell Wilson**

	1	2	3	4	Tot
2015 Mission Viejo (0-2)	0	7	3	7	17
2015 Iowa City (2-0)	0	19	3	3	25

Scoring Summary

2 14:47 Iowa City	TD Wilson 33 pass to Randle	0-6
2 12:05 Iowa City	TD Lockett 89 punt return (2 - failed)	0-12
2 5:20 Mission Viejo	TD Forte 3 run (Lambo) (11-80-6:45)	7-12
2 1:48 Iowa City	TD Wilson 17 pass to Miller (Myers,J) (11-91-3:27)	7-19
3 11:32 Mission Viejo	FG Lambo 42 (5-33-2:24)	10-19
3 4:13 Iowa City	FG Myers 43 (5-39-1:50)	10-22
4 14:07 Mission Viejo	TD Manning 7 pass to Powell (Lambo) (10-80-5:06)	17-22
4 7:28 Iowa City	FG Myers 22 (13-70-6:27)	17-25

	MVM	ICC
First Downs	32	18
Rushes	26-179	28-175
Passes	46-31-312	24-12-211
Sacked	1-8	0-0
Fumble	0	3
Penalties	7-55	9-68
Turnovers	0	0
Missed Tackles	7	7
Blitzes	22	6
Time	33:55	26:05
Third Down	5-11	6-12
Fourth Down	0-2	0-0
Red Att/Td/Fg	8/2/1	/1/1
Net Offense	483	386

CORN KINGS**17**

PASSING: Joe Flacco, 14 of 23, 147 yds, 2 TDs, 0 INT
RUSHING: Todd Gurley, 15C, 86yds, (5.7), 0 TD
RECEIVING: Larry Fitzgerald, 6 for 38yds, 11LG, 2 TDs
DEFENCE: Ryan Kerrigan, 7 T, 2 SK, 1 FF
KICKING: Shavne Graham. 2 of 2 XPA. 1 of 1 FGA 5 Pts

WRECKING BALL**7**

PASSING: Jared Goff 12 of 20, 169 yds, 0 TD, 0 INT
RUSHING: Chris Johnson, 19C, 64yds, (3.4), 0 TD
RECEIVING: Will Fuller, 6 for 91yds, 35LG, 0 TD
DEFENCE: James Harrison, 8 T, 1 PD, 1 STF
KICKING: Chris Boswell, 1 of 1 XPA, 1 Pts

10-21-2016 Stone Poney Shore Temp: 85 Wind: 0-5 MVP: **Joe Flacco**

	1	2	3	4	Tot
2015 Cowtown (2-0)	0	10	7	0	17
2016 New Jersey (0-2)	0	7	0	0	7

Scoring Summary

2 11:53 New Jersey	TD Goff 1 run (Boswell) (13-67-6:46)	0-7
2 4:17 Cowtown	TD Flacco 3 pass to Fitzgerald (Graham,S) (5-61-1:49)	7-7
2 0:00 Cowtown	FG Graham 21 (11-48-2:41)	10-7
3 8:17 Cowtown	TD Flacco 2 pass to Fitzgerald (Graham,S) (10-80-6:35)	17-7

COW**NJ**

First Downs	18	16
Rushes	34-144	30-100
Passes	23-14-147	26-16-205
Sacked	0-0	2-13
Fumble	1	1
Penalties	5-34	8-67
Turnovers	0	1
Missed Tackles	3	8
Blitzes	35	15
Challenges	0-0	2-2
Time	28:00	32:00
Third Down	4-12	4-12
Fourth Down	1-2	1-3
Red Att/Td/Fg	4/2/1	4/1/0
Net Offense	291	292

SWORDFISH**30**

PASSING: Andy Dalton, 22 of 30, 327 yds, 3 TDs, 1 INT
RUSHING: CJ Andersons, 10C, 54yds, (5.4), 1 TD
RECEIVING: Doug Baldwin, 7 for 175yds, 52LG, 2 TDs
DEFENCE: Paul Posluszny, 612T, 1 STF, 1 FF, 1 INT (16 yds)
KICKING: Ada Vinatieri. 4 of 4 XPA. 1 of 1 FG. 6 Pts

SPARTANS**24**

PASSING: Philip Rivers, 17 of 27, 194 yds, 2 TDs, 1 INT
RUSHING: Devonta Freeman, 26C, 157yds, (6.0), 0 TD
RECEIVING: Sterling Shepard, 3 for 58yds, 33LG, 2 TDs
DEFENCE: Adam Jones, 6 T, 1 PD, 1 INT (9 yds)
KICKING: Travis Coons. 3 of 3 XPA. 1 of 2 FGA. 6 Pts

10-21-2016 Thermopylae Stadium Temp: 59 Wind: 0-10 None MVP: **Andy Dalton**

	1	2	3	4	Tot
2015 Sebastian (1-1)	7	7	10	6	30
2015 Pickering (1-1)	7	10	0	7	24

Scoring Summary

1 8:48 Sebastian	TD Dalton 42 pass to Baldwin (Vinatieri) (4-54-2:12)	7-0
1 3:40 Pickering	TD Rivers 33 pass to Shepard (Coons) (9-68-5:01)	7-7
2 10:29 Pickering	TD Rivers 14 pass to Shepard (Coons) (7-59-4:25)	7-14
2 3:55 Sebastian	TD Dalton 18 pass to Baldwin (Vinatieri) (11-80-6:34)	14-14
2 0:14 Pickering	FG Coons 38 (10-61-3:31)	14-17
3 9:16 Sebastian	TD Dalton 10 pass to Watson (Vinatieri) (11-84-5:39)	21-17
3 2:41 Sebastian	FG Vinatieri 39 (9-39-4:57)	24-17
4 9:55 Pickering	TD Rivers 1 run (Coons) (16-74-7:44)	24-24
4 1:35 Sebastian	TD Anderson 4 run (no good) (5-59-1:04)	30-24

SS**PIC**

First Downs	24	24
Rushes	20-90	33-166
Passes	30-22-327	27-17-194
Sacked	2-12	3-32
Fumble	0	1
Penalties	5-45	4-25
Turnovers	1	1
Missed Tackles	7	5
Blitzes	26	18
Time	28:38	31:22
Third Down	6-9	8-13
Fourth Down	0-1	1-2
Red Att/Td/Fg	4/3/1	3/2/1
Net Offense	405	328

EXCALIBURS**17**

PASSING: Tom Brady, 20 of 36, 302 yds, 2 TDs, 0 INT
RUSHING: Giovanni Bernard, 15C, 114yds, (7.6), 0 TD
RECEIVING: Josh Doctson, 5 for 104yds, 52LG, 1 TD
DEFENCE: Geno Atkins, 6 T, 2 STF, 2 HUR
KICKING: Blair Walsh. 2 of 2 XPA. 1 of 2 FGA. 5 Pts

BLUE EAGLES**20**

PASSING: Aaron Rodgers, 18 of 33, 218yds, 1 TD, 0 INT
RUSHING: Charles Sims, 15C, 93yds, (6.2), 0 TD
RECEIVING: DeSean Jackson, 4 for 102yds, 71LG, 1 TD
DEFENCE: Ndamukong Suh, 4 T, 1 SK, 2 STF
KICKING: Dan Carpenter. 2 of 2 XPA. 2 of 2 FGA. 8 Pts

10-22-2016 Bluffs Stadium Temp: 69 Wind: 0-10 None MVP: **Aaron Rodgers**



	1	2	3	4	Tot
2015 York (0-2)	7	3	0	7	17
2015 Scarborough (2-0)	0	7	3	10	20

Scoring Summary

1 4:34 York	TD Brady 2 pass to Henry (Walsh,B) (21-87-10:21)	7-0
2 11:20 York	FG Walsh 24 (7-60-3:28)	10-0
2 1:38 Scarborough	TD Rodgers 4 run (Carpenter) (15-80-4:55)	10-7
3 9:19 Scarborough	FG Carpenter 28 (11-77-5:32)	10-10
4 9:34 Scarborough	FG Carpenter 21 (16-69-7:46)	10-13
4 4:37 Scarborough	TD Rodgers 71 pass to Jackson (Carpenter) (2-77-1:12)	10-20
4 2:46 York	TD Brady 52 pass to Doctson (Walsh,B) (7-90-1:44)	17-20



YOR**SBE**

First Downs	20	21
Rushes	22-141	32-151
Passes	36-20-302	33-18-218
Sacked	1-7	1-4
Fumble	0	0
Penalties	12-110	8-63
Turnovers	0	0
Missed Tackles	6	7
Blitzes	23	18
Time	29:54	30:06
Third Down	4-13	8-14
Fourth Down	1-2	0-1
Red Att/Td/Fg	2/1/1	3/1/2
Net Offense	436	365



NORTH STARS  28	PASSING: Tyrod Taylor 15 of 25, 191 yds, 3 TDs, 0 INT RUSHING: Christine Michael, 8C, 56yds, (7.0), 0 TD RECEIVING: David Johnson, 4 for 46yds, 26LG, 1 TD DEFENCE: Darrelle Revis, 2 T, 1 PD KICKING: Josh Brown. 4 of 4 XPA. 4 Pts	T-LIZARDS  7	PASSING: Drew Brees, 12 of 30, 124 yds, 1 TD, 0 INT RUSHING: Darren McFadden, 8C, 40 yds, (5.0), 0 TD RECEIVING: Eric Decker, 7 for 70yds, 19LG, 1 TD DEFENCE: Linval Joseph, 7 T, 2 STF KICKING: Phil Dawson. 1 of 1 XPA. 1 Pts
--	---	--	---

10-21-2016 Jurassic Park Temp: 95 Wind: Calm Light Rain MVP: <i>Tyrod Taylor</i>						MAR			DTL											
						First Downs			20			16								
						Rushes			39-150			20-71								
2015 Markham (2-0)						1			2			3			4			Tot		
2015 Durham (0-2)						0			7			14			7			28		
						0			7			0			0			7		
Scoring Summary																				
2 12:06 Markham						TD Taylor 22 pass to Marshall (Brown,J) (13-78-6:25)						7-0								
2 0:29 Durham						TD Brees 10 pass to Decker (Dawson,P) (11-81-3:04)						7-7								
3 11:16 Markham						TD Taylor 14 pass to Marshall (Brown,J) (9-59-3:38)						14-7								
3 7:53 Markham						TD Taylor 26 pass to Johnson (Brown,J) (5-55-3:03)						21-7								
4 12:32 Markham						TD Hightower 4 run (Brown,J) (10-71-5:05)						28-7								

First Downs			20			16		
Rushes			39-150			20-71		
Passes			25-15-191			38-18-174		
Sacked			0-0			2-11		
Fumble			0			0		
Penalties			4-33			6-45		
Turnovers			0			0		
Missed Tackles			1			4		
Blitzes			8			9		
Time			35:14			24:46		
Third Down			8-15			4-14		
Fourth Down			0-0			1-2		
Red Att/Td/Fg			2/2/0			1/1/0		
Net Offense			341			234		

REGULATORS  7	PASSING: Kirk Cousins, 26 of 40, 235 yds, 1TD, 2 INTs RUSHING: Ameer Abdullah, 8C, 23yds, (2.9), 0 TD RECEIVING: Laquon Treadwell, 9 for 105yds, 17LG, 0 TD DEFENCE: Luke Kuechly, 8 T, 2 STF KICKING: Justin Tucker. 1 of 1 XPA. 0 of 1 FGA. 1 Pts	MUSTANGS  31	PASSING: Matt Ryan, 18 of 20, 218 yds, 2 TDs, 0 INT RUSHING: Daniel Lasco, 22C, 42yds, (1.9), 1 TD RECEIVING: Albert Wilson, 5 for 87yds, 52LG, 1 TD DEFENCE: Cliff Avril, 4 T, 4 SK, 2 HUR, 2 FF KICKING: Mason Crosby. 4 of 4 XPA. 1 of 3 FGA. 7 Pts
--	--	--	---

10-22-2016 Candlestick Park Temp: 65 Wind: 15-25 MVP: Matt Ryan								
	1	2	3	4	Tot			
2015 South Carolina (1-1)	0	0	0	7	7			
2015 Aurora (1-1)	7	17	0	7	31			
Scoring Summary								
1 8:13	Aurora	TD Ryan 28 pass to Boldin (Crosby) (4-45-2:15)			0-7			
2 14:51	Aurora	TD Ryan 9 pass to Wilson (Crosby) (13-57-6:33)			0-14			
2 8:50	Aurora	FG Crosby 20 (6-20-2:58)			0-17			
2 0:19	Aurora	TD Tolbert 1 run (Crosby) (13-81-5:19)			0-24			
4 9:51	Aurora	TD Lasco 1 run (Crosby) (3-15-1:36)			0-31			
4 7:05	South Carolina	TD Cousins 10 pass to Allen (Tucker,J) (8-52-2:40)			7-31			

WOLVERINES  24	PASSING: Ryan Tannehill, 16 of 31, 193 yds, 0 TD, 2 INTs RUSHING: James Starks 9C, 43yds, (4.8), 1 TD RECEIVING: Dwayne Harris, 6 for 88yds, 45LG, 0 TD DEFENCE: Danny Trevathan, 10 T, 1 STF KICKING: Mike Nugent., 3 of 3 XPA, 1 of 2, FGA, 6 Pts	GLADIATORS  40	PASSING: Sam Bradford, 17 of 25, 234 yds, 3 TDs, 0 INT RUSHING: Chris Polk, 20C, 84yds, (4.2), 1 TD RECEIVING: Jeremy Maclin, 6 for 153yds, 78LG, 3 TD DEFENCE: Malcom Brown, 5 T, 2 SK, 1 STF KICKING: Cairo Santos. 4 of 4 XPA. 4 of 4 FGA. 16 Pts
---	--	--	---

10-21-2016 Gwinnett Coliseum Temp: 69 Wind: 0-10 None MVP: Jeremy Maclin						TOR			GWG		
	1	2	3	4	Tot		First Downs	14		21	
2016 Toronto (0-2)	7	14	0	3	24		Rushes	20-88		35-159	
2015 Gwinnett (2-0)	17	17	6	0	40		Passes	32-17-200		26-18-239	
1 14:53 Toronto	TD Harris 106 kick return (Nugent)					7-0	Sacked	3-23		1-9	
1 6:17 Gwinnett	TD Bradford 3 pass to Maclin (Santos) (15-80-8:36)					7-7	Fumble	2		2	
1 0:36 Gwinnett	FG Santos 41 (9-33-3:10)					7-10	Penalties	10-85		6-51	
1 0:15 Gwinnett	TD Bradford 34 pass to Maclin (Santos) (1-34-0:12)					7-17	Turnovers	3		1	
2 12:16 Toronto	TD Starks 13 run (Nugent) (6-69-3:00)					14-17	Missed Tackles	3		1	
2 7:22 Gwinnett	TD Polk 19 run (Santos) (8-80-4:54)					14-24	Blitzes	8		5	
2 3:45 Gwinnett	FG Santos 28 (7-9-2:07)					14-27	Time	25:41		34:19	
2 1:46 Toronto	TD Simon 14 yd fumble recovery (Nugent)					21-27	Third Down	4-13		9-16	
2 1:25 Gwinnett	TD Bradford 78 pass to Maclin (Santos) (1-78-0:16)					21-34	Fourth Down	1-2		0-0	
3 11:22 Gwinnett	FG Santos 35 (7-28-3:29)					21-37	Red Att/Td/Fg	2/1/1		5/2/3	
3 2:38 Gwinnett	FG Santos 34 (7-27-2:42)					21-40	Net Offense	265		389	
4 0:00 Toronto	FG Nugent 22 (13-87-4:00)					24-40					

WEEK TWO

STANDINGS

PACIFIC CONFERENCE

East	W	L	T	Pct	Pts	Ave	Opp	Ave	Diff	Home	Div	Conf
Brooklin	2	0	0	1	80	40	55	27.5	12.5	1 0 0	1 0 0	2 0 0
Carthage	1	1	0	0.5	72	36	57	28.5	7.5	0 1 0	0 1 0	1 1 0
St. Charles	1	1	0	0.5	29	14.5	59	29.5	-15	1 0 0	1 0 0	1 1 0
Mohave	0	2	0	0	25	12.5	36	18	-5.5	0 1 0	0 1 0	0 2 0
Central	W	L	T	Pct	Pts	Ave	Opp	Ave	Diff	Home	Div	Conf
Twin Cities	2	0	0	1	69	34.5	30	15	19.5	1 0 0	1 0 0	2 0 0
Charleswood	1	1	0	0.5	37	18.5	35	17.5	1	0 1 0	0 1 0	1 1 0
Virden	1	1	0	0.5	53	26.5	50	25	1.5	1 0 0	1 0 0	1 1 0
Erieau	0	2	0	0	27	13.5	70	35	-21.5	0 1 0	0 1 0	0 2 0
West	W	L	T	Pct	Pts	Ave	Opp	Ave	Diff	Home	Div	Conf
Iowa City	2	0	0	1	52	26	26	13	13	1 0 0	2 0 0	2 0 0
Los Angeles	2	0	0	1	69	34.5	10	5	29.5	1 0 0	2 0 0	2 0 0
Chino	0	2	0	0	12	6	55	27.5	-21.5	0 2 0	0 2 0	0 2 0

ATLANTIC CONFERENCE

North	W	L	T	Pct	Pts	Ave	Opp	Ave	Diff	Home	Div	Conf
Cowtown	2	0	0	1	40	20	28	14	6	1 0 0	1 0 0	2 0 0
Scarborough	2	0	0	1	39	19.5	34	17	2.5	1 0 0	1 0 0	2 0 0
Sebastian	1	1	0	0.5	47	23.5	43	21.5	2	0 1 0	0 1 0	1 1 0
Durham	0	2	0	0	28	14	51	25.5	-11.5	0 1 0	0 1 0	0 2 0
Atlantic	W	L	T	Pct	Pts	Ave	Opp	Ave	Diff	Home	Div	Conf
Markham	2	0	0	1	59	29.5	10	5	24.5	1 0 0	1 0 0	2 0 0
Pickering	1	1	0	0.5	44	22	47	23.5	-1.5	0 1 0	1 0 0	1 1 0
New Jersey	0	2	0	0	10	5	48	24	-19	0 1 0	0 1 0	0 2 0
York	0	2	0	0	34	17	40	20	-3	0 1 0	0 1 0	0 2 0
South	W	L	T	Pct	Pts	Ave	Opp	Ave	Diff	Home	Div	Conf
Gwinnett	2	0	0	1	68	34	36	18	16	2 0 0	2 0 0	2 0 0
Aurora	1	1	0	0.5	43	21.5	35	17.5	4	1 0 0	1 1 0	1 1 0
South Carolina	1	1	0	0.5	28	14	38	19	-5	0 0 0	1 1 0	1 1 0
Toronto	0	2	0	0	31	15.5	61	30.5	-15	0 1 0	0 2 0	0 2 0

PASSING

Rk	Player	Team	Att	Cmp	C%	Yards	In	I%	Lg	TD	TD%	Rate
1	Taylor,T	MAR	53	35	66	387	0	0	26	6	11.3	125.3
2	Smith,A	BRH	60	35	58.3	525	1	1.7	73	7	11.7	119.1
3	Bridgewater	LAK	65	46	70.8	486	0	0	64	5	7.7	117.9
4	Palmer,C	TCT	64	40	62.5	547	1	1.6	46	6	9.4	114.5
5	Wilson,R	ICC	51	29	56.9	502	0	0	73	3	5.9	110.1
6	Mariota	CAR	56	31	55.4	443	0	0	57	4	7.1	105
7	Rivers,P	PIC	54	37	68.5	397	1	1.9	37	3	5.6	100.6
8	Cousins,K	SC	71	49	69	494	3	4.2	38	3	4.2	85.1
9	Ryan,M	AUR	67	41	61.2	473	2	3	52	3	4.5	85
10	Manning,E	MVM	83	53	63.9	530	1	1.2	26	2	2.4	84.9
11	Flacco	COW	49	31	63.3	292	2	4.1	47	3	6.1	83
12	Dalton	SS	69	39	56.5	504	2	2.9	52	3	4.3	82
13	Rodgers,A	SBE	74	42	56.8	495	1	1.4	71	2	2.7	80.6
14	Goff	NJ	38	21	55.3	268	0	0	39	0	0	77.5
15	Bortles	CHP	76	45	59.2	450	3	3.9	23	4	5.3	77.2
16	Brees	DTL	60	31	51.7	337	2	3.3	26	4	6.7	76.9
17	Brady,T	YOR	72	34	47.2	453	1	1.4	63	3	4.2	75.8
18	Carr,D	VV	74	40	54.1	459	3	4.1	34	4	5.4	74.1
19	McCown,J	STC	50	30	60	324	3	6	31	2	4	67.4
20	Fitzpatric	MOH	74	36	48.6	418	2	2.7	55	1	1.4	59.4
21	Tannehill	TOR	49	26	53.1	350	2	4.1	53	0	0	59.1
22	Newton,C	CHI	53	24	45.3	213	3	5.7	19	0	0	33
23	Bradford,S	GWG	25	17	68	234	0	0	78	3	12	137.3
24	McCown,L	MVM	4	3	75	45	0	0	19	0	0	111.5
25	Mallett	TOR	1	1	100	7	0	0	7	0	0	95.8

Rk	Yards/Attempt	Team	Avg	Rk	Yards/Completion	Team	Avg	Rk	Times Sacked	Team	No.
1	Wilson,R	ICC	9.8	1	Wilson,R	ICC	17.3	1	McCown,J	STC	12
2	Bradford,S	GWG	9.4	2	Keenum	ERI	16.6	2	Cousins,K	SC	8
3	Smith,A	BRH	8.8	3	Smith,A	BRH	15	3	Goff	NJ	7
4	Palmer,C	TCT	8.5	4	Mariota	CAR	14.3	4	Fitzpatric	MOH	5
5	Mariota	CAR	7.9	5	Bradford,	GWG	13.8	5	Newton,C	CHI	5

Rk	Yards/Game	Team	Avg	Rk	Pass Gains +25	Team	No.	Rk	Bad Passes	Team	No.
1	Palmer,C	TCT	273.5	1	Wilson,R	ICC	7	1	Carr,D	VV	9
2	Manning,E	MVM	265	2	Smith,A	BRH	4	2	Newton,C	CHI	8
3	Smith,A	BRH	262.5	3	Dalton	SS	4	3	Dalton	SS	7
4	Dalton	SS	252	4	Palmer,C	TCT	4	4	Brady,T	YOR	6
5	Wilson,R	ICC	251	5	Mariota	CAR	4	5	Fitzpatric	MOH	6

RUSHING

Rk	Player	Team	Att	Yds	Ave	Lg	TD	Rk	Player	Team	No	Yds	Ave	Lg	TD
1	Elliott,E	VV	50	246	4.9	14	1	1	Jones,J	MOH	17	199	11.7	19	1
2	Freeman,D	PIC	47	226	4.8	27	1	2	Brown,A	TCT	17	285	16.8	46	5
3	Ivory	MVM	29	199	6.9	39	0	3	Hurns	MVM	17	225	13.2	26	1
4	Stewart,J	BRH	30	187	6.2	41	3	4	Matthews,J	LAK	16	147	9.2	16	3
5	Miller,L	CHP	40	186	4.7	28	1	5	Decker	DTL	13	156	12	26	2
6	Martin,D	TCT	34	185	5.4	21	3	6	Cooper,A	VV	13	196	15.1	34	2
7	Bernard	YOR	27	184	6.8	33	1	7	Powell,B	MVM	13	115	8.8	18	1
8	McCoy,L	GWG	33	174	5.3	25	2	8	Fitzgerald	COW	12	90	7.5	13	2
9	Gurley	COW	32	172	5.4	17	0	9	Bryant,M	VV	11	152	13.8	23	1
10	McFadden,D	DTL	25	170	6.8	24	0	10	Gronkowski	BRH	11	154	14	33	3
11	Jennings,R	AUR	23	169	7.3	56	0	11	Reed,J	MAR	11	118	10.7	15	0
12	Peterson,A	CHI	27	153	5.7	46	0	12	Ginn Jr.	SC	11	155	14.1	38	1
13	Hillman	MOH	20	148	7.4	62	0	13	Freeman,D	PIC	10	60	6	15	0
14	Johnson,C	NJ	41	127	3.1	10	0	14	Woodhead	CHI	10	76	7.6	21	0
15	Allen,J	STC	28	126	4.5	39	0	15	Sanders,E	CAR	10	123	12.3	22	0
16	LangfordJ	CAR	19	124	6.5	17	2	16	Witten	CHP	10	70	7	10	1
17	Sims,C	SBE	26	112	4.3	20	0	17	Kelce,T	CAR	10	122	12.2	24	2
18	Murray,D	TOR	28	112	4	18	0	18	Maclin	GWG	10	197	19.7	78	3
19	Lacy	CAR	22	109	5	38	2	19	Tate,G	PIC	10	101	10.1	18	0
20	Mariota	CAR	9	101	11.2	28	0	20	Allen,K	SC	10	91	9.1	15	1
21	Polk	GWG	24	100	4.2	19	2	21	Baldwin,D	SS	9	194	21.6	52	2
22	Blount	COW	25	99	4	14	1	22	Crowder	SBE	9	131	14.6	60	0
23	Hightower	MAR	23	93	4	15	1	23	Landry,J	GWG	9	119	13.2	33	1
24	Mathews,R	BRH	11	91	8.3	29	1	24	Jackson,D	SBE	9	169	18.8	71	1
25	Bortles	CHP	9	90	10	21	0	25	Fuller,W	NJ	9	130	14.4	35	0

RETURNS

Rk	Player	Team	No	Yds	Ave	Lg	TD	Rk	Player	Team	No	Fc	Yds	Ave	Lg	TD
1	Ellington	GWG	3	105	35	41	0	1	Lockett	ICC	2	2	96	48	89	1
2	Cunningham	DTL	4	135	33.8	36	0	2	Amendola	SS	4	2	90	22.5	76	1
3	Abdullah,A	SC	3	101	33.7	46	0	3	Brown,A	TCT	5	5	81	16.2	73	1
4	Harris,D	TOR	10	313	31.3	106	1	4	Hammond Jr	CHP	5	0	53	10.6	15	0
5	Patterson	MOH	5	155	31	42	0	5	Crowder	SBE	4	2	37	9.3	26	0
6	Ross,J	CAR	5	136	27.2	53	0	6	Thomas,D	YOR	4	0	36	9	15	0
7	Jones,C	CAR	5	131	26.2	31	0	7	Mumphery	BRH	5	1	38	7.6	11	0
8	Jones,T	SBE	6	150	25	37	0	8	Marshall,J	ERI	7	0	50	7.1	13	0
9	Lockett	ICC	3	75	25	34	0	9	Ginn Jr.	SC	3	1	19	6.3	9	0
10	Ross,R	COW	3	73	24.3	41	0	10	Douglas,H	MOH	6	0	35	5.8	12	0
11	Williams,D	PIC	6	143	23.8	35	0	11	Harris,D	TOR	3	1	17	5.7	10	0
12	Young,T	LAK	3	67	22.3	28	0	12	Martin,K	CHI	8	0	43	5.4	12	0
13	Bolden,O	YOR	4	82	20.5	28	0	13	Sproles	STC	4	1	20	5	9	0
14	Jones,J	STC	6	118	19.7	29	0	14	Ervin	MAR	7	3	35	5	11	0
15	Marshall,J	ERI	13	255	19.6	35	0	15	Sherels	VV	9	2	44	4.9	13	0

RETURNS

INTERCEPTIONS								SACKS				TACKLES			
			No	Yds	Ave	Lg	TD	Rk	Player	Team	No.	Rk	Player	Team	Bo.
1	Burfict	BRH	2	45	22.5	23	1	1	Ogbah	CAR	4	1	Posluszny	SS	26
2	Talib	CHP	2	46	23	46	0	2	Avril	AUR	4	2	Smith,D	ERI	24
3	Thomas,E	AUR	2	33	16.5	33	0	3	Casey,J	TCT	3	3	Timmons	YOR	20
4	Johnson,K	MOH	1	49	49	49	0	4	Watt,J	AUR	3	4	Barwin	ICC	20
5	Tartt	MOH	1	21	21	21	0	5	McCoy,G	BRH	3	5	Smith,M	STC	18
6	Allen,J	MOH	1	0	0	0	0	6	Kruger	MAR	3	6	Smith,S	GWG	18
7	Green,T	MOH	1	18	18	18	0	7	Short	LAK	3	7	Harrison,J	NJ	17
8	Thompson,D	STC	1	11	11	11	0	8	Mercilus	MOH	3	8	Wright,K	MOH	17
9	Misi	COW	1	0	0	0	0	9	Dunlap,C	SS	2	9	Worrilow	MOH	17
10	McLeod	COW	1	39	39	39	0	10	Sheard	LAK	2	10	Harris Jr.	TCT	17
11	Hardy,G	COW	1	0	0	0	0	11	Ansah	TCT	2	11	Wilhoite	CAR	16
12	McCourty,D	DTL	1	4	4	4	0	12	Freeman,Ja	TCT	2	12	Mercilus	MOH	16
13	Sherman,R	DTL	1	0	0	0	0	13	Jackson,M	AUR	2	13	Wagner,B	TCT	16
14	Hill III	SBE	1	4	4	4	0	14	Ingram,M	VV	2	14	Misi	COW	16
15	Posluszny	SS	1	16	16	16	0	15	Robison	ERI	2	15	Robison	ERI	15
16	Breaux	SS	1	22	22	22	0	16	Baker,C	LAK	2	16	Skuta	NJ	15
17	Grimes,B	BRH	1	17	17	17	0	17	Tuck	SBE	2	17	Acker	STC	15
18	Freeman,Ja	TCT	1	23	23	23	0	18	Melton	TCT	2	18	Burfict	BRH	15
19	Searcy	TCT	1	0	0	0	0	19	Miller,V	YOR	2	19	Te'o	CAR	15
20	Jones,A	PIC	1	9	9	9	0	20	Lawrence	CHP	2	20	Trevathan	TOR	15

KICKING

			FGA	FGM	FG%	40	50	Lg	Pts
1	Santos	GWG	5	4	80	1	0	41	20
2	Janikowski	MOH	6	6	100	1	0	46	19
3	Carpenter	SBE	4	4	100	0	0	29	15
4	Folk	VV	3	3	100	0	0	34	15
5	Coons	PIC	4	3	75	0	0	38	14
6	Crosby	AUR	5	3	60	0	0	21	13
7	Catanzaro	CAR	2	1	50	0	0	36	12
8	Bailey,D	CHI	4	4	100	1	0	45	12
9	Vinatieri	SS	3	2	66.7	0	0	39	11
10	Brown,J	MAR	1	1	100	1	1	54	11
11	Walsh,B	YOR	3	2	66.7	0	0	31	10
12	Myers,J	ICC	3	2	66.7	1	0	43	10
13	Gostkowski	ERI	2	2	100	2	1	52	9
14	Zuerlein	LAK	0	0	0	0	0	0	9
15	Hocker	BRH	0	0	0	0	0	0	8
16	Succop	CHP	2	1	50	0	0	25	7
17	Nugent	TOR	3	1	33.3	0	0	22	7
18	Lambo	MVM	1	1	100	1	0	42	6
19	Hauschka	STC	2	1	50	0	0	31	5
20	Graham,S	COW	1	1	100	0	0	21	5



With
ARPIN PLUNDERFLUNDER

FANTASY FREAKZ!

Week 2 Forecast

Week 2 Analysis

Jeremy Maclin led all receivers with 33 points. Although he faced a soft target in the Toronto defence he looked physically impressive. He has the make-up to post similar numbers against better teams going forward.

If you have **Antonio Brown** in a keeper league you are already a favourite to win. With 33 FP against St. Charles he now has 65 FPs, more than some teams have.

As I predicted, **Doug Martin** had a great day against St. Charles, racking up 28 FPs. With the Triumph heading to a blowout early, the danger was that he would be taken out before his numbers puffed up to winning levels. He did his damage early and those who had him cashed in.

Matt Forte is not finding his running lanes or breaking tackles with the Monarchs, despite running behind one of the better offensive lines. A big name in draft leagues, his 6 FPs this week came as a result of a 1-yard TD plunge. His 6-yard day on 6 carries has fantasy owners cursing his name.

I have no explanation for why **Cam Newton** is playing poorly. He may simply suck this year.



Who's Hot?

Antonio Brown (TCT)

9 – 148, 3 TD 33 FP
Leading all receivers in TDs with 5 he is unlikely to slow down against slumping Chino.

Alex Smith (BRH)

21-12-182 4 TD 55 rush 23 FP
Too early to call him elite but with Mohave up next he will get played a lot this week.

Doug Martin (TCT)

21 - 128, 2 TD 25 FP
Okay, so he tore up the Chargers in Week 2. But he can tear up anybody.



Who's Cold?

Frank Gore (LAK)

3 – 9, 0 TD, 1 LF
Big disappointment on a good Knights offence. In danger of permanent benching.

Cam Newton (CHI)

9 of 23, 95 yds, 2 INT -0.2 FP
This makes two weeks in a row for the now worst QB ranked starter.

Allen Robinson (MOH)

2 - 24, 0 TD
His big play potential is wasted so far on a team that can't get him the ball.

QUESTION OF THE WEEK

Who should I start in Week 2 – Tyrod Taylor or Russell Wilson? – Mike (Cleveland)

If you have both of these QBs on your roster then you are in good shape. Both of them have great legs that can make up for a mediocre day through the air. **Russell Wilson** has to be the default starter and this week he faces the Pats – a team the Cubs are itching to beat. Taylor is still a bit of a risk, even against the Regs.

Week 3

SMART
PLAY



Amari Cooper, WR (VIR). Still under the radar for a guy with a 20+ average per catch, expect him to breakout this week against a Monarchs' defence that is struggling against the pass.



AROUND THE

10

EFL

10

With Spats McChad

NEW YORK – I have another reason to be concerned about the state of the EFL and it has nothing to do with football, or even how the EFL itself is run. It has to do with my country, the USA, and my trepidation over what it will look like after the upcoming election. After watching the third Presidential Debate in the vain and naive hope that something resembling a debate would break out, I am at a loss as to which of these two clown candidates is the lesser evil. Which one will do less damage to our society? Or are we already lost – with both Trump and Clinton poised to bring us down, each in their unique and individual way? Will it even matter who I vote for if, as Trump claims, the election is rigged? I *knew* the move to electronic voting was a bad decision. It shakes confidence in Democracy; not because the election *would* be rigged because of it, but because the lack of transparency involved in electronic voting machines opens up the argument that it *could* be rigged. The switch to electronic balloting was done for *convenience* and *efficiency*, like everything else in our increasingly indolent and impatient society. But there was something real about the ritual of physically marking your ballot with an ‘X’ – that ballot could be counted, stored, and recounted if necessary under the watchful gaze of all parties. Real labour was involved in stuffing ballot boxes and it came with the risk of witnesses; whereas, presumably, a rigged electronic voting machine would only require a few key strokes by the right person, in private.

In another sign that we are living in a spiritually decaying and morally facile world, the United Nations just appointed **Wonder Woman** as an Honorary Ambassador. I am serious. If you don’t believe me check this out: <http://www.cbc.ca/news/entertainment/wonder-woman-un-ambassador-1.3816155> This is just one more sign that the UN, that august body that would unite mankind, is losing its mind. They in all seriousness appointed a *comic book character* to a position. Not the living, breathing human being who plays that character – but the fictitious character itself! We have become a culture that apparently doesn’t know the difference between reality and fantasy. Rather than search for an actual example of virtue from among the living (for example, like the Catholic Church does when it canonizes a Saint), the UN has chosen a pulp fiction war propaganda icon to empower women and girls. Does this mean that an empowered woman should be dressing in a skimpy, form-fitting outfit made from an American flag? Saturday Night Live could not have scripted anything more farcical.

WEE WILLIE WILLIAMS FLIES AGAIN!

The grand opening of the immensely impressive Wilhalla Stadium in Minneapolis this week was marred by what some are calling an “assault on sportsmanship” by Twin Cities coach, **Guy Williams**. Reaction to the Triumph’s 43-7 blowout of the expansion St. Charles Chargers has been wide-reaching and strong, with at least one national commentator suggesting that the league consider a fine or suspension of the Twin Cities coach. While such a suggestion is clearly ridiculous, it is also clear that this was not a normal game. If you did not see it, a short review of the action is in order.

The Triumph burst out of the gate with something akin to fury, tossing aside convention and going deep to **Antonio Brown** on 4th & 2 of the opening drive from the St. Charles 46 yard line. Brown found the end zone on that play for the first of 7 Twin Cities touchdowns on the day. Then, with 12:28 left in the 1st quarter, he went for the two-pointer, failing when **Louis Vasquez** missed his block in front of **Doug Martin**. Although attempting a 2-point conversion is unusual that early in the game, there are some sports analysts (those styling themselves as “forward” in their thinking) who advocate going for 2 points at most times in games, despite the league average being just under 50%. Maybe Williams had been reading an article or something.....

This opening drive turned out to be Guy Williams’ blueprint for the almost the entire game. He gambled on every 4th down, converting 4 out of 5 of them; and tried for 2 points after each of his team’s first 6 touchdowns, but inexplicably failing to convert even one. Although he had spent a 4th round pick on kicker **Robert Aguayo**, Williams declined to bring him onto the field for anything other than kickoffs until late in the 4th quarter when he kicked the extra point after his team’s 7th, and final, touchdown of the day. Punter, **Chris Jones** never left the bench.

St. Charles managed to strike back once – on a 1-yard TD run by fullback **Zach Line**. But that would be the end of the highlights for the Chargers. They managed just 10 first downs to the Triumph’s 36, and gained a mere 98 yards to their opponent’s 513. They were simply over-matched against one of the powerhouse teams of the Pacific Conference. And it is precisely because of this mismatch that the Twin Cities game plan, whether it was experimental or a pre-meditated exercise in domination, has come under fire.

"Disgraceful display!" writes **O'Keefe Oldermann**, special correspondent for *GQ's Sports & Health* section, *"a debauched overindulgence with no discernible purpose apart from ego gratification."*

Oldermann is, ironically, known for his own indulgences, but when a moderate sage like **Peter Prince** has this to say, something is wrong: *"people have talked about doing this since the league pushed back the line-of-scrimmage on PATs to the 15-yard line and permitted run backs of point-after kick, so it should not be a surprise that one coach would eventually try it [going for 2-point converts instead of singles]. But the sight of it, combined with a strategy of going for it on 4th down, looked awful in practice against a basically defenceless team."*

Guy Williams, the coach at the center of the controversy, disagreed that the Chargers were a defenceless team and defended his game plan: *"Weren't they [Chargers] 1-0 coming into this game?"* he asked rhetorically. *"Listen folks. We run our team, others run their teams. We're aggressive and tenacious. We do not apologize for how we win. We're 0-8 for the season on 2 pt attempts. We need to execute better on those. We kicked for the last TD. We're on to Chino."*

But even Twin cities *Valhalla Press* correspondent, **Lars Odegard**, could only generate a token defence of the Triumph coach: *"The grand opening of Willhalla Stadium, now the most modern, most functional and most comfortable facility in the EFL, was a long time in the making. Coach Williams was not about to have this momentous occasion ruined by an expansion team stealing a victory – one that had won its season opener and came in with extraordinary confidence. Stepping on the Chargers' throat and keeping it there may have appeared shocking to some not invested in the moment, and it produced some awkward moments in the press box, but it certainly achieved its purpose and fed the frenzy of a well-lubricated and fanatical home crowd."*

Purposely running up the score in a game long ago decided is rare in professional sports, but not without precedent in the EFL. In the 2012 season, former Undertakers coach **Chris Worthley** was roundly criticized for doing just that against the South Carolina Regulators. He was, of course, attempting to set league passing records and made no bones about it. But the stench of **Drew Brees** throwing deep with less than 2 minutes left in the 4th quarter of a game that was well in hand, lingered for the rest of the season and earned him more detractors than admirers.

This controversy, whatever the view of outsiders, has definitely generated an enemy of the Triumph in Charger owner **John Clingan** and his head coach **Mike Martz**. Clingan left the owner's box in the third quarter and joined his coach and team



Captain William "Wee Willie" Williams of the U.S. Aviation Section, Signal Corps. The WWI fighter pilot and great-great grandfather of **Guy Williams** was widely known as "a violent, nasty son-of-a-bitch."

on the sidelines in the 3rd quarter. He appeared to be trying to boost his team's morale but he was clearly livid. He forbid Martz from crossing to mid-field to shake hands with his opponent and tried to usher his team off the field without the customary post-game mingling, hugs and handshakes amongst the players.

"We will not forget this. We will not be an expansion team forever," was all the comment Clingan could muster when asked for his reaction to the Triumph's strategy.

So what *really* got into **Guy Williams** – one of the most respected EFL owners and coaches – that would make him want to turn a game that could have been just another ordinary victory on the path to a division title, into the football equivalent of a frat boy hazing? I don't buy the analysis of outsiders and I certainly don't buy Williams' dismissive public explanation.

The real reason is much darker, according to my confidential inside sources in Minneapolis. It all began with the Vegas betting line, which started at 6 and by game day had fallen to 4 points. For reasons that only hardcore Vegas insiders comprehend, the Triumph were not at minimum touchdown favourites to knock off an expansion team at home during the grand opening of their new stadium. This apparently did not sit well with **Guy Williams**, who posted the betting line in the locker room with a note to the players that read: *'Las Vegas thinks you're pussies. Are you?'*

During the pre-game reception at the stadium on opening day, Williams mingled with local dignitaries, league officials and media moguls and appeared convivial until Triumph offensive coordinator **Davey Seal** sidled up to him and showed him something on his I-phone. Williams face went dark. *"Activate plan B,"* he growled enigmatically.

"Yes, sir!" Seal snapped. He turned sharply on his heel and marched out of the room with purpose. Williams abruptly excused himself from a conversation with **Betsy Hodges**, the Mayor of Minneapolis and went to the bar, where he ordered up a double of *Maker's Mark* Kentucky bourbon. Guests familiar with Williams' drinking habits, or lack thereof, took note.

The Triumph coach is not a big drinker, but on those rare occasions when he turns to whisky, another side of him often emerges. Guy's family knows that side of him as "*the spirit of Wee Willie*," after his great great grandfather, WWI fighter pilot Captain **William "Wee Willie" Williams**. Guy's ancestor was small in stature, but a nasty fighter who drank whiskey for breakfast and never backed down from a fight. He was an ace pilot and a decorated war hero whose status kept him from being locked up in jail for his numerous peace time crimes. (For a more detailed description of Wee Willie, I refer readers back to my column in Week 7 of the 2015 EFL Newsletter).

It is not known for certain what was on Seal's I-phone, but one source claims that it was the Sunday morning headline in the sports section of the St. Charles Tribune that stated: '**CHARGERS HOPE FOR 2ND TRIUMPH AT TWIN CITIES STADIUM OPENING.**' This mildly clever but irreverent headline, in which the writer played on the Twin Cities nickname to point out the hope of St. Charles going 2-0, was an unpardonable insult for Williams on a day of such magnitude.

So, in my view, it would appear that a couple of perceived slights in the media, a couple of shots of *Maker's Mark*, and the pressure of opening day were enough to bring out the 'spirit of Wee Willie' in the Twin Cities coach. The result was a surprisingly vicious beating of the Chargers that has created nothing but lasting enmity between these two teams and – unfortunately for the Triumph coaches – no improvement in their ability to make two-point conversions.

AROUND THE EFL

Fans of the Regulators are already looking back fondly on the **Tony Romo** days, with one fan group even tweeting about their "favourite" Romo letdown performances. In retrospect, the emotional roller coaster ride he took the fans on was part of his appeal, with the highs more thrilling because of the lows. In Aurora this week Romo's replacement, **Kirk Cousins** looked way over-matched, throwing 2 interceptions, fumbling 3 times and getting sacked 8, in a 31-7 loss. I realize he faced the Mustangs – arguably the best defence in the league with an elite secondary – but he did not look threatening in any way. At least when Romo was having a bad day, he looked like he was about to snap out of it at any moment and hang some crooked numbers on the board.

I realize it is just Week Two, but the early signs point to a resurging 'Blue Shield' defence in Los Angeles being good enough to form the base of a challenge to the Cubs in the West Division. That defence made a statement against Chino this week, scoring the team's first two touchdowns – a 77-yard fumble return by **David Amerson** and a 16-yard 'pick six' by **Deone Bucannon** – in a 28-3 mauling of the Convicts in Chino. Knights teams that have contended in the past have always had that signature hard-nosed defence but have struggled to field an offence worthy of it. That may be changing this year as QB **Teddy Bridgewater** is on fire to start the season with a QB rating of 117.9 – good for third in the league. If this continues (and I admit it is a fairly big "if") there is no reason to think the Knights won't be in the thick of the playoff race come December. This, from a team that just two seasons ago went winless, is good news for an original EFL franchise that had appeared to be on the ropes.

In another cautiously heart-warming story of a franchise on the verge of redemption, the Blue Eagles came from behind to thwart the Excaliburs' bid for their first win of the season. It did not start well for Scarborough. A week after their defence had dictated play to the dangerous Swordfish (feels strange writing "dangerous Swordfish"!) it had no ready answer for the steady two-tight end attack of the York offence, which ground out an epic 21-play, 10:21 minute drive for a touchdown to open the game. But the defence recuperated and held to Swords to just 17 points on the day. **Aaron Rodgers**, with the assistance of a 71-yard touchdown scamper by **DeSean Jackson** in the 4th quarter, did just enough on offence to put the Blue Eagles over the top. Scarborough is now a perfect 2-0 and nobody is talking about a curse on the franchise these days.....

Julio Jones looks like he will be the most wasted offensive commodity in football again this year. This thought occurs to me as I review the game film from Charleswood's 14-9 win over Mohave; a game in which Jones' contribution of 7 catches, 90 yards and 5 first downs was not enough to lift the Hellfire at home over a very flat Patriots squad. This is mostly because Mohave's new starter at QB, **Ryan Fitzpatrick**, is firing wildly from the hip. Jones is the only receiver with a better than 50% chance of catching one of Fitz's mortar rounds. **Allen Robinson**, his opposite on the flank, has managed to haul in just 4 of 16 targets. There must be something wrong with **Andrew Luck** that is not making it to the media because this Fitz experiment is just plain weird to me.

Things got surreal in Erieau toward the end of the 1st half when a questionable pass interference penalty on Cadillac safety **Eric Reid** cost 35 yards and gave the Cannibals a 1st and goal at the 1 yard line. Two plays later rookie QB, **Cardale Jones**, broke past the goal line for Carthage's 5th touchdown of the half. This caused the rowdy Erieauites (what *do* you call a person from Erieau anyway?) to launch a hail of fresh Lake Erie perch onto the field, which took over 30 minutes to clear away. Erieau management must have thought that the first ever EFL game at Kelly-Burke field would not be enough in itself to ensure a sellout and that a "fresh fish" promotion was in order. Management is now rethinking its position: "*clearly people don't value the fish or they would have not thrown so many of them on the field*," dead-panned **Walman Stode**, who doubles as spokesperson and head accountant for the Erieau Athletic Club, the nominal owner of the team after original purchaser and current Team Chairman, **Jamie Rilett** donated the it the community. The Cannibals took their foot off the gas in the 2nd half and went on to win 38-17.

The last thing that really stuck out this week was the terrible play of **Drew Brees** in Durham's 28-7 loss to Markham. He made several unforced errors, narrowly avoiding interceptions, and completed just 40% of his passes. The usual Jurassic Park "mist" was in the air, much like a light rain but steamier, making the ball slippery, but **Tyrod Taylor** did not seem to be bothered by it. Markham's garage sale reclamation project threw 3 TD passes and completed 60% of his attempts.

BUG THE BOOKIE!

JIMMY THE GEEK GIVES YOU HIS PICKS FOR WEEK THREE EFL ACTION

Your source for fantasy and on-line betting solutions



RECORD VS THE SPREAD AFTER WEEK 2:

14-10-0

JIMMY'S WEEK THREE PICKS

CARTHAGE @ ST. CHARLES (line – CANNIBALS by 3)

INJURIES: Carthage – Eddie Lacy (OUT), Marcus Mariota (OUT), Harrison Smith (OUT); St. Charles – Carson Wentz (PROBABLE).

It has been a bittersweet EFL existence for the expansion Chargers so far. They were rewarded for a solid draft with an opening day win over Mohave then they were humiliated in rare fashion at Twin Cities last week. Here they have a chance to forget last week's debacle as they face a team with an even worse defence than their own. The Cannibals' defence is currently ranked 15th in net yards per game, which isn't that bad, until you realize that one of the teams they faced was Erieau, which has the dead worst offence in the league. The Cannibals are capable of lighting up the scoreboard, but they are missing Marcus Mariota and Eddie Lacy – two keys to their offence. For the Chargers, this is an opportunity. If Jamaal Charles can go, it won't be close. **PICK: ST. CHARLES**

MOHAVE @ BROOKLIN (line – HAWKS by 11)

INJURIES: Mohave – Jared Allen (OUT), Jordan Hicks (OUT), Joseph Randle (OUT); Brooklin – Jarius Byrd (OUT).

The Ryan Fitzpatrick era in Mohave is off to a rocky start; the erratic gunslinger has been shooting his team in the foot over the first two weeks, completing less than 50% of his pass attempts in leading them to a 0-2 start. Last week the Hellfire got a rare good showing from their defence, holding the Pats to 14 points, but the offence could not find the end zone. Andrew Luck, where are you? Meanwhile the Hawks are soaring on offence – so much so that it hardly matters that their run defence is surrendering 5.2 yards per carry. Alex Smith's arm is suddenly dangerous and Jonathan Stewart is beginning to look close to unstoppable behind that strong offensive line. It is lining up to be a third straight win for Brooklin; but will the point differential be closer than 11 points? Fitz is overdue for a good game and I think he'll find his groove. **PICK: MOHAVE**

VIRDEN @ MISSION VIEJO (line – VIOLATORS by 3)

INJURIES: Virden – Ben Grubbs (OUT), Mark Ingram (OUT); Mission Viejo – Luke Wilson (OUT).

Pundits are unsure what to make of either team at this early stage. The Violators are better than last year, (they could not have gotten worse), but the addition of Ezekiel Elliott, along with signs that Derek Carr could be the real deal, have some optimistic Virden fans actually thinking playoffs. At 0-2, with a blowout loss to LA under their belt, the Monarchs have not looked as good as many had expected, but their offence moved the ball impressively in a loss last week against a strong Cubs defence. If they can keep up that pace they could do some damage against a much-improved Virden defence that is a sleeper against the pass but sags a little up front in the middle. The Monarchs' D is strong up front, but a suspect back end could end up deciding this game. **PICK: VIRDEN**

IOWA CITY @ CHARLESWOOD (line – CUBS by 8)

INJURIES: Iowa City – None; Charleswood – Jamie Collins (OUT), Sammy Watkins (OUT).

The defending champs are staring at another loss as they prepare to host a strong Cubs team looking for some payback after getting bounced out of the playoffs last year at Patriot Place. Both teams possess robust defences but the Pats are missing their best defender, Jamie Collins. When going the other way, Blake Bortles will be missing no.1 target Sammy Watkins. Both players are

key Pats losses that will make it easier for the Cubs to control the pace of play on both sides of the ball. This Thursday Night Football match-up is getting hyped to the gills by the media but I see an anti-climax about to unfold. The Pats could get lucky, of course, but more likely they will stagnate on the attack and get worn down by Russell Wilsons and the moving meat locker that is the Iowa offensive line. **PICK: IOWA CITY**

CHINO @ TWIN CITIES (line – TRIUMPH by 12)

INJURIES: Chino – Ali Marpet (OUT), Sheldon Rankins (OUT), Ryan Shazier (OUT); Twin Cities – Tyler Eifert (OUT).

Vegas noted what the Triumph did to the Chargers last week and factored in that the Convicts have yet to score a touchdown this year in arriving at the double-digit line above. A correction for the Triumph was in order after last week's underestimate; but is this an over-correction? Until somebody figures out what has crawled up Cam Newton's behind all bets on the Convicts are off. Newton's 33 QBR is worst in the league by far and the scary thing for Chino fans is that he actually looks that bad. On the other side, the Triumph are reveling in their new-found "super-power" status after two weeks of putting the boots to their opponents. It's tough to pick Chino here, but expect their boat to steady enough to keep the score within 10. **PICK: CHINO**

ERIEAU @ LOS ANGELES (line – KNIGHTS by 16)

INJURIES: Erieau – Antonio Cromartie (OUT), Case Keenum (OUT), Frostee Rucker (OUT); Los Angeles – Bryan Stork (OUT).

Such a big line in favour of the Knights was not on anybody's radar before the season started. Whether or not the Knights are for real they are certainly on a hot streak now, while the expansion Cadillac has yet to pull out of the parking lot. The most impressive aspect of the Knights' surge has been the play of the offence under Teddy Bridgewater. Should it for some reason, however, falter this week, it is hard to picture the Erieau attack (if that is the right word) making headway against the Knights' playoff-calibre 'Blue Shield' defence. A shutout is possible while the offence sleepwalks to 17 points. **PICK: LOS ANGELES**

COWTOWN @ SEBASTIAN (line – SWORDFISH by 2)

INJURIES: Cowtown – Rob Havenstein (DOUBTFUL), Nick Novak (DOUBTFUL), Marcell Dareus (OUT), Chris Long (OUT); Sebastian – Odell Beckham Jr., (OUT), Justin Pugh (OUT).

The Corn Kings own a share of top spot in the North Division, but it has been an unconvincing 2-0. Injuries have slowed them down but so has spotty play. The Swordfish have not looked like a team on the verge of breaking out as many had predicted. One of these teams will gather momentum after this game. Odell Beckham is 'OUT,' but with Doug Baldwin the best thing about this Sebastian offence so far, that injury should be no excuse for faltering against a Cowtown defence missing two starters on the line. Cowtown will be worried about protecting Joe Flacco and will try to establish a ground game before flinging the ball with abandon. Not a very confident game plan for a team looking to steal one on the road. **PICK: SEBASTIAN**

SCARBOROUGH @ DURHAM (line – BLUE EAGLES by 1)

INJURIES: Scarborough – Davante Adams (OUT), Dont'a Hightower (OUT), Logan Mankins (OUT), TJ Yeldon (OUT); Durham – Drew Brees (QUESTIONABLE), Tyler Boyd (OUT), Jack Conklin (OUT).

It has been ages since I have looked favourably upon Scarborough before a game against a quality opponent. This is one of those rare times when it legitimately appears they have a slight edge – on the road no less. This crazy notion is aided not just by two strong outings by the Blue Eagles, but by poor performances by the Lizards in their first two: a slow start against Cowtown and a false start against Markham. Add to Durham's woes the questionable status of Drew Brees and the prospect of a start by newly-acquired Geno Smith and it appears that their best hope is a sudden implosion by the Eagles, a team with injury concerns of their own. My hunch is that the Blue Eagles D plays takeaway and steals another on the road. **PICK: SCARBOROUGH**

NEW JERSEY @ TORONTO (line – WRECKING BALLS by 4)

INJURIES: New Jersey – Trent Cole (OUT), Brian Hoyer (OUT); Toronto – Brandon LaFell (OUT), Michael Schofield (OUT).

How does one evaluate gnat wrestling? How can you tell beforehand which gnat has the edge? Is it the length of the elbowed antennae, the size of the claspers or the shape of the forewing? I don't think Vegas really knows which of these teams should be favoured, but the bookies have made a statement in setting a provocative 4-point line in favour of the road team in a game likely

to be decided by a field goal either way. The Wrecking Balls held their own against Cowtown last week while the Wolverines have not yet looked like a threat to win. I guess that's reason enough to favour NJ, but I beg to differ. **PICK: TORONTO**

AURORA @ YORK (line – MUSTANGS by 7)

INJURIES: **Aurora** – Anquan Boldin (OUT), Trent Williams (OUT); **York** – Kurt Coleman (PROBABLE), De'Anthony Thomas (OUT).

A desperate situation is developing in York. It's not time to panic yet, but after back-to-back three-point losses against teams marked on their schedule as "must beats" to make the playoffs, the Mustangs are the last team they need to see right now. Aurora showed they were beatable in Week One, but responded by knocking the stuffing out of the Regulators last week. Luckily for York, the Mustangs are missing two important horses in Trent Williams and Anquan Boldin. The Swords will miss Kurt Coleman if he cannot dress, but otherwise their starters are intact. Expect the Swords to make some dashing thrusts and parries in a dramatic bid to keep from going 0-3 – not necessarily winning, but keeping it close. **PICK: YORK**

GWINNETT @ PICKERING (line – GLADIATORS by 2)

INJURIES: **Gwinnett** – Mike Iupati (PROBABLE), Scott Chandler (DOUBTFUL); **Pickering** – Mike Adams (OUT), Ty Montgomery (OUT), Andrus Peat (OUT).

No matter how dim their prospects for the season the Spartans are never to be taken lightly, and this was borne out in the first two weeks of the season. The Glads like what they've done so far but remain a team that relies heavily on a few players – take one or two of them out, or keep Big Ben in on a bad day, and they're in deep trouble. They are legitimate favourites here but they still make me nervous on the road against a team that defends Thermopylae Stadium as if one million Persians were at its gates. If the Glads go with Sam Bradford at QB, this could be an embarrassing loss. It might be anyway. **PICK: PICKERING**

MARKHAM @ SOUTH CAROLINA (line – NORTH STARS by 9)

INJURIES: **Markham** – Corey Liuget (OUT); **South Carolina** – Terrence Brooks (PROBABLE), Ted Ginn Jr (OUT).

Drawing the Mustangs and North Stars in back-to-back weeks early in the schedule cannot be a confidence-booster for Kirk Cousins as he looks to establish himself as the new franchise QB in Columbia. His Week Two outing against the Mustangs snowballed into a disaster after a lost 4th down gamble in the 1st quarter put him on his back foot early against a defence that plays its best with a lead. Tyrod Taylor doubters are changing their tune after the Markham QB made big plays against the vaunted Durham secondary. The D held Drew Brees to just 7 points to make it a complete win. The divergent starts make the 9-point line seem logical. But I just don't see it happening for Markham in the Regs' home opener. **PICK: SOUTH CAROLINA**



CHANNEL
ANCIENT HISTORY
CHANNEL
PRESENTS
This Week in EFL History
With Professor
Sterling Smitherman

FROM THE EFL ARCHIVES – The media strike of 2010 carried into Week 2, leaving us with precious little colour commentary or analysis of the games that took place then. We do have the official league films and snippets of commentary from a few small and independent media outlets to bring those games back to life. For example, the non-affiliated news magazine Fiji Report of Suva filmed an interesting one-hour documentary on Charleswood linebacker **Freddy Keiaho**, a native of that small Pacific Island nation. It takes us through the week along preparation

leading up to the Pats' game against Kutztown and finally the game itself, which features close-up shots of Freddy on the sidelines cheering on his team and culminates in a thrilling shot of Freddy making a special teams tackle in the 4th quarter with the Pats in front 45-7. **Peyton Manning's** five TD passes in that game were not even mentioned.

Pouring through the results and comparing the final records reveals that there were no upsets in Week 2 – unless you count Iowa City riding the wave of two pick-sixes to knock off the Knights, 28-14. The Knights would end up finishing ahead of the Cub by 1.5 games.

The biggest fireworks were in Ringgold, where **Ben Roethlisberger** (then on Ringgold, not Gwinnett) threw 3 TD passes and **Maurice Jones-Drew** rushed for 152 yards in a back-and-forth 40-37 victory over Gwinnett. Mohave was another hot spot, with the Hellfire piling up 557 yards of offence, 27 1st downs and 40 minutes of possession, but still needing a FG in overtime to conquer Virden, 31-28. **Owen Daniels** stole the show with 17 catches, 177 yards and 2 TDs.

And, of course, Florida, Pickering and Durham, the big three in the North, all won their games with sickening ease.