

2016

10

Est. 2007

WEEK

Celebrating our 10<sup>th</sup> year of football excellence

January 15, 2017

2016

10

Est. 2007

THIRTEEN

EAST



CENTRAL




WEST



NORTH



ATLANTIC



SOUTH



Ryan Mathews

**Ryan Mathews** of the Brooklin Hawks stutter steps into the end zone as 3 Cannibals give up the chase in 4<sup>th</sup> quarter action in Brooklin. Mathews ran for 66 yards and 3 TDs, including the winner, while his teammate at RB **Jonathan Stewart** rushed for 183 yards as the Hawks ran up a total of 298 yards on the ground in a 24-21 win. The win gives the Hawks a one-game advantage over St. Charles and Mohave in the race for the East Division crown.



Who was slick  
in Week  
Thirteen?

**"BRYLCREEM" THE  
EFL'S FIRST SPONSOR**



Andy Dalton  
QB  
Sebastian  
Swordfish













24 of 35, 395 yards, 4 TDs. Shredded  
Scarborough D for 54 points.



Khalil Mack  
OLB  
Mission Viejo  
Monarchs


10 Tackles, 3 Sacks, 1 FF. One-man  
wrecking crew in tough Erieau game.



	21		24
	24		10
	17		26
	33		0
	27		21
	24		14



### PLAY OF THE WEEK

 Carson Palmer 71-yard TD pass to Antonio Brown (8:51 left in 4<sup>th</sup>)

	21		54
	14		20
	10		20
	20		17
	27		16
	0		17

### PASSERS

		YDS	PTD	RTD	INT
1	Dalton	SEB	395	4	1
2	Manning,E	MVM	242	3	0
3	Wilson	ICC	208	3	0
4	Rodgers	SBE	150	2	0
5	Mariota	CAR	235	3	0
6	Newton	CHI	172	1	1

### FANTASY ROUND-UP

SPONSORED BY  
FANTASY FREAKZ

### RECEIVERS

		YDS	TDR	OTD	2pt
1	Brown,A	TCT	178	2	0
2	Baldwin	SEB	160	2	0
3	Miller,H	ICC	67	3	0
4	Hurns	MVM	104	2	0
5	Robinson	MOH	148	1	0
6	Hilton	DTL	142	1	0

### RUSHERS

		YDS	RTD	TDR	2pt
1	McCoy	GWG	173	1	0
2	Mathews	BRH	66	3	0
3	Blount	COW	97	2	0
4	Stewart	BRH	183	0	0
5	McFadden	DTL	110/65	0	0
6	Martin	TCT	100	1	0

### KICKERS

		PAT	1-49	50+
1	Bailey	CHI	3	4
2	Vinatieri	SEB	6	2
3	Crosby	AUR	2	3
4	Tucker	SC	1	3
5	Coons	PIC	2	2
6	Myers	TCT	2	2

### TEAM DEFENCE

		PA	TDs	INT	SK	FR
1	Aurora	0	0	0	3	3
2	Iowa City	0	0	1	2	0
3	Chino	17	1	1	3	1
4	LA	21	0	2	3	3
5	St Charles	10	0	4	1	0
6	Miss Viejo	24	0	3	6	0















## GAME BLITZ!



When you're in a rush! 12 Games, 12 Highlights!

By Chris Sherman

In Week 13 many contenders solidified their playoff positions.  In Markham, **Matt Ryan** found **Anquan Boldin** wide open, turning a medium hitch into a 49-yard TD pass as the Mustangs trampled the North Stars, 27-0.  In LA, **Carson Palmer** found **Antonio Brown** behind the safety for a 71-yard TD pass to spur the undefeated Triumph to a 21-14 victory over the Knights.  In Durham, **LeGarrette Blount** turned the corner for a 7-yard TD run to touch off a 21-point 1<sup>st</sup> half and the Corn Kings held on in the 2<sup>nd</sup> half to down the Thunder Lizards, 21-14.  In Brooklin, **Ryan Mathews** gashed through the Cannibals' line for a 12-yard TD run with 0:34 remaining to lift the Hawks to a 24-21 win.  In Mohave, Charger safety **Reggie Nelson** intercepted **Ryan Fitzpatrick** to set up a **Carson Wentz** 1-yard TD run as the Chargers built up a lead then held off the Hellfire, 24-10.  In Erieau, the Monarchs eclipsed a 17-13 deficit in the 3<sup>rd</sup> when **Eli Manning** hit **Allen Hurns** on a long slant for a 29-yard TD pass to spark his team to a 27-24 victory over the winless Cadillac.  In Chino, Convict **DeMarcus Ware** picked up his own forced fumble and carried it 69 yards for a TD to put away the Patriots, 33-17.  In Virden, **Russell Wilson** connected with **Heath Miller** for 3 TD passes, including a 26-yarder to open the scoring, as the Cubs blanked the Violators, 26-0.  At Stone Pony Shore in New Jersey, **Brian Hoyer** hooked up with **Brian Hartline** for a 46-yard TD pass in the 3<sup>rd</sup> quarter and the Wrecking Balls would hold the Regulators to field goals in the 4<sup>th</sup> to emerge with their second straight 17-16 victory.  In Gwinnett, **Jarvis Landry** gained 20 yards on an end-around to set up a tackle-busting 18-yard TD run by **LeSean McCoy** and the Glads shut down York in the 4<sup>th</sup> quarter to emerge with a 20-10 win.  In Scarborough, **Andy Dalton** hit **Doug Baldwin** in stride for an 86-yard TD pass play, his third of four on the day, as the Swordfish walloped the Blue Eagles, 54-20.  In Toronto, Pickering safety **Mike Adams** opened the scoring with a 39-yard pick six and **Sterling Shepard** caught a 5-yard TD pass with 1:07 left as the Spartans squeezed by expansion Toronto, 20-17.

**CANNIBALS****21**

**PASSING:** Marcus Mariota, 18 of 28, 235 yds, 3 TDs, 2 INTs  
**RUSHING:** Eddie Lacy, 8C, 55yds, (6.6), 0 TD  
**RECEIVING:** Emmanuel Sanders, 6 for 114yds, 40LG, 1 TD  
**DEFENCE:** Michael Wilhoite, 11 T, 2 STF  
**KICKING:** Chandler Cantanzario. 3 of 3 XPA. 0 of 1 FGA. 3 Pts

**HAWKS****24**

**PASSING:** Alex Smith, 18 of 34, 232 yds, 0 TD, 0 INT  
**RUSHING:** Jonathan Stewart, 22C, 183yds, (8.3), 0 TD  
**RECEIVING:** Randall Cobb, 8 for 111yds, 24LG, 0 TD  
**DEFENCE:** Clay Matthews, 8 T, 2 SK, 1 FF  
**KICKING:** Zach Hocker, 3 of 3 XPA, 1 of 4 FGA, 6 Pts

01-14-2017 Optimist Park Temp: 23 Wind: 0-5 None MVP: **Jonathan Stewart**

	1	2	3	4	Tot
2015 Carthage (3-10)	7	14	0	0	21
2015 Brooklin (7-6)	7	0	10	7	24

## Scoring Summary

1 10:33 Carthage	TD Mariota 5 pass to Langford (Catanzaro) (5-37-2:31)	7-0
1 5:23 Brooklin	TD Mathews 7 run (Hocker) (9-90-5:07)	7-7
2 10:26 Carthage	TD Mariota 40 pass to Sanders (Catanzaro) (2-62-1:05)	14-7
2 2:23 Carthage	TD Mariota 12 pass to Kelce (Catanzaro) (8-81-3:56)	21-7
3 10:14 Brooklin	TD Mathews 4 run (Hocker) (8-80-4:46)	21-14
3 5:08 Brooklin	FG Hocker 30 (7-63-2:55)	21-17
4 0:34 Brooklin	TD Mathews 12 run (Hocker) (10-67-4:07)	21-24

	CAR	BRH
First Downs	16	28
Rushes	16-101	36-298
Passes	28-18-235	34-18-232
Sacked	3-16	1-5
Fumble	1	2
Penalties	7-59	8-60
Turnovers	2	2
Missed Tackles	12	4
Blitzes	34	11
Time	25:28	34:32
Third Down	2-9	7-14
Fourth Down	0-0	1-1
Red Att/Td/Fg	2/2/0	7/3/1
Net Offense	320	525

**CHARGERS****24**

**PASSING:** Carson Wentz, 17 of 28, 195 yds, 0 TD, 1 INT  
**RUSHING:** Javorius Allen, 14C, 54yds, (3.9), 0 TD  
**RECEIVING:** Travis Benjamin, 4 for 75yds, 31LG, 0 TD  
**DEFENCE:** Reggie Nelson, 3 T, 3 PF, 1 INT(31yds)  
**KICKING:** Steven Hauschka. 3 of 3 XPA. 1 of 1 FGA. 6 Pts

**HELLFIRE****10**

**PASSING:** Ryan Fitzpatrick, 23 of 49, 314 yds, 1 TD, 4 INTs  
**RUSHING:** Ryan Fitzpatrick, 4C, 45yds, (11.3), 0 TD  
**RECEIVING:** Robinson, 7 for 148yds, 44LG, 1 TD  
**DEFENCE:** Whitney Mercilus, 7 T, 1 PD, 2 STF  
**KICKING:** Sebastian Janikowski. 1 of 1 XPA. 1 of 1 FGA. 4 Pts

01-14-2017 The Fiery Depths Temp: 89 Wind: Calm None MVP: **Carson Wentz**

	1	2	3	4	Tot
2016 St. Charles (6-7)	7	14	3	0	24
2015 Mohave (6-7)	3	0	7	0	10

## Scoring Summary

1 5:11 St. Charles	TD Wentz 1 run (Hauschka) (4-19-1:32)	7-0
1 0:36 Mohave	FG Janikowski 42 (5-13-1:09)	7-3
2 10:50 St. Charles	TD Charles 2 run (Hauschka) (11-94-4:39)	14-3
2 10:05 St. Charles	TD Charles 3 run (Hauschka) (1-3-0:07)	21-3
3 13:10 Mohave	TD Fitzpatrick 34 pass to Robinson (Janikowski) (4-61-1:44)	21-10
3 2:20 St. Charles	FG Hauschka 30 (13-62-4:55)	24-10

	STC	MOH
First Downs	21	18
Rushes	34-137	8-69
Passes	28-17-195	49-23-314
Sacked	1-10	1-6
Fumble	1	0
Penalties	6-41	9-71
Turnovers	1	4
Missed Tackles	4	4
Blitzes	27	38
Time	34:47	25:13
Third Down	9-14	3-11
Fourth Down	0-0	2-4
Red Att/Td/Fg	4/3/1	1/0/0
Net Offense	322	377

**PATRIOTS****17**

**PASSING:** Blake Bortles, 16 of 30, 238 yds, 1 TD, 1 INT  
**RUSHING:** Duke Johnson Jr, 9C, 45yds, (5.0), 0 TD  
**RECEIVING:** Lamar Miller, 3 for 91yds, 49LG, 0 TD  
**DEFENCE:** Demarcus Lawrence, 6 T, 2 STF, 3 HUR  
**KICKING:** Rvan Succop. 2 of 2 XPA. 1 of 1 FGA. 5 Pts

**CONVICTS****33**



**PASSING:** Cam Newton, 16 of 22, 172 yds, 1 TD, 1 INT  
**RUSHING:** Adrian Peterson, 30C, 158yds, (5.3), 0 TD  
**RECEIVING:** AJ Green, 4 for 60yds, 28LG, 0 TD  
**DEFENCE:** Johnathan Joseph, 4 T, 2 PD, 1 INT (18yds)  
**KICKING:** dan Bailey. 3 of 3 XPA. 4 of 4 FGA. 15 Pts

01-14-2017 The Big House Temp: 71 Wind: 5-15 None MVP: **Cam Newton**

	1	2	3	4	Tot
2015 Charleswood (6-7)	0	0	10	7	17
2015 Chino (7-6)	3	17	3	10	33

1 8:55 Chino	FG Bailey 24 (11-59-5:54)	0-3
2 10:19 Chino	TD Newton 5 pass to Olsen (Bailey,D) (8-66-5:11)	0-10
2 8:38 Chino	TD Newton 1 run (Bailey,D) (3-18-0:48)	0-17
2 0:00 Chino	FG Bailey 22 (11-56-6:13)	0-20
3 10:51 Charleswood	FG Succop 31 (11-67-4:04)	3-20
3 7:03 Charleswood	TD Miller 10 run (Succop) (2-59-1:05)	10-20
3 1:58 Chino	FG Bailey 41 (11-57-5:00)	10-23
4 12:49 Charleswood	TD Bortles 8 pass to Johnson Jr. (Succop) (12-84-4:02)	17-23
4 8:04 Chino	TD Ware 69 yd fumble recovery (Bailey,D)	17-30
4 2:21 Chino	FG Bailey 37 (5-31-2:31)	17-33

	CHP	CHI
First Downs	19	24
Rushes	17-67	43-189
Passes	30-16-238	22-16-172
Sacked	3-24	1-7
Fumble	1	2
Penalties	8-73	7-59
Turnovers	2	1
Missed Tackles	8	3
Blitzes	34	13
Time	23:09	36:51
Third Down	1-9	4-11
Fourth Down	1-3	0-1
Red Att/Td/Fg	3/2/1	7/2/3
Net Offense	281	354

<div>CUBS</div> <div>  <div>26</div> </div>	<div> <b>PASSING:</b> Jay Cutler, 23 of 30, 250 yds, 3 TDs, 1 INT  <b>RUSHING:</b> Melvin Gordon, 21C, 120yds, (5.7), 1 TD  <b>RECEIVING:</b> Antonio Brown, 11 for 118yds, 18LG, 1 TD  <b>DEFENCE:</b> Jurrell Casey, 6 T, 4 SK, 1 STF  <b>KICKING:</b> Stephen Gostkowski. 4 of 4 XPA. 4 Pts         </div>	<div>VIOLATORS</div> <div>  <div>0</div> </div>	<div> <b>PASSING:</b> Jay Cutler, 23 of 30, 250 yds, 3 TDs, 1 INT  <b>RUSHING:</b> Melvin Gordon, 21C, 120yds, (5.7), 1 TD  <b>RECEIVING:</b> Antonio Brown, 11 for 118yds, 18LG, 1 TD  <b>DEFENCE:</b> Jurrell Casey, 6 T, 4 SK, 1 STF  <b>KICKING:</b> Stephen Gostkowski. 4 of 4 XPA. 4 Pts         </div>



**CORN KINGS****21**

**PASSING:** Joe Flacco, 14 of 27, 150 yds, 1 TD, 0 INT  
**RUSHING:** LeGarrette Blount, 15C, 97yds, (6.5), 2 TDs  
**RECEIVING:** Larry Fitzgerald, 6 for 60yds, 13LG, 1 TD  
**DEFENCE:** Terence Newman, 10 T, 3 PD, 1 INT (18yds)  
**KICKING:** Nick Novak. 3 of 3 XPA. 3 Pts

**T-LIZARDS****14**

**PASSING:** Drew Brees, 24 of 38, 353 yds, 2 TDs, 3 INTs  
**RUSHING:** Darren McFadden, 20C, 110yds, (5.5), 0 TD  
**RECEIVING:** TY Hilton, 5 for 142yds, 45LG, 1 TD  
**DEFENCE:** Elvis Dumervil, 4 T, 1 SK, 3 PD, 1 STF  
**KICKING:** Phil Dawson, 2 of 2 XPA, 2 Pts

01-13-2017 Jurassic Park Temp: 68 Wind: Calm None MVP: **LeGarrette Blount**

	1	2	3	4	Tot
2015 Cowtown (9-4)	14	7	0	0	21
2015 Durham (6-7)	0	7	0	7	14

## Scoring Summary

1 2:42 Cowtown	TD Blount 7 run (Novak) (15-74-6:33)	7-0
1 0:00 Cowtown	TD Flacco 9 pass to Fitzgerald (Novak) (5-24-2:22)	14-0
2 9:13 Cowtown	TD Blount 2 run (Novak) (10-46-4:40)	21-0
2 4:44 Durham	TD Brees 15 pass to Hilton (Dawson,P) (8-80-4:29)	21-7
4 3:34 Durham	TD Brees 8 pass to Cunningham (Dawson,P) (15-97-5:30)	21-14

	<b>COW</b>	<b>DTL</b>
First Downs	22	24
Rushes	35-151	23-124
Passes	27-14-150	38-24-353
Sacked	1-10	2-10
Fumble	1	0
Penalties	3-22	10-72
Turnovers	0	3
Missed Tackles	16	5
Blitzes	17	13
Time	31:22	28:38
Third Down	8-16	7-11
Fourth Down	1-1	0-2
Red Att/Td/Fg	4/3/0	4/2/0
Net Offense	291	467

**SWORDFISH****54**

**PASSING:** Andy Dalton, 24 of 35, 395 yds, 4 TDs, 0 INT  
**RUSHING:** Kenneth Dixon, 15C, 108yds, (7.2), 0 TD  
**RECEIVING:** Doug Baldwin, 6 for 160yds, 86LG, 2 TDs  
**DEFENCE:** Paul Posluszny, 9 T, 2 STF  
**KICKING:** Adam Vinatieri. 6 of 7 XPA. 2 of 2 FGA. 12 Pts

**BLUE EAGLES****20**

**PASSING:** Aaron Rodgers, 14 of 25, 150 yds, 3 TDs, 0 INT  
**RUSHING:** Aaron Rodgers, 4C, 33yds, (8.3), 0 TD  
**RECEIVING:** Jamison Crowder, 4 for 67yds, 47LG, 0 TD  
**DEFENCE:** Jaye Howard, 7 T, 2 STF, 1 HUR  
**KICKING:** Dan Carpenter 2 of 3 XPA. 2 Pts

01-14-2017 Bluffs Stadium Temp: 30 Wind: 15-25 Light Snow MVP: **Andy Dalton**

	1	2	3	4	Tot
2015 Sebastian (12-1)	13	10	14	17	54
2015 Scarborough (3-10)	0	13	7	0	20

1 6:34 Sebastian	TD Dalton 3 pass to Baldwin (Vinatieri) (19-81-8:17)	7-0
1 3:03 Sebastian	TD Dalton 23 pass to Beckham Jr. (no good) (4-59-2:13)	13-0
2 12:50 Scarborough	TD Rodgers 16 pass to Garcon (no good) (7-40-3:19)	13-6
2 5:51 Sebastian	TD Dalton 8 run (Vinatieri) (14-80-6:59)	20-6
2 2:29 Scarborough	TD Rodgers 6 pass to Sims (Carpenter) (7-69-3:14)	20-13
2 0:00 Sebastian	FG Vinatieri 30 (11-68-2:26)	23-13
3 12:30 Sebastian	TD Dalton 86 pass to Baldwin (Vinatieri) (1-86-0:18)	30-13
3 8:59 Scarborough	TD Rodgers 9 pass to Sims (Carpenter) (9-51-3:25)	30-20
3 5:23 Sebastian	TD Dalton 30 pass to Coleman (Vinatieri) (11-80-3:36)	37-20
4 10:45 Sebastian	FG Vinatieri 36 (14-66-9:04)	40-20
4 3:46 Sebastian	TD Anderson 4 run (Vinatieri) (7-61-4:58)	47-20
4 2:40 Sebastian	TD Chung 45 yd fumble recovery (Vinatieri)	54-20

	<b>SS</b>	<b>SBE</b>
First Downs	34	11
Rushes	42-212	20-79
Passes	36-25-403	25-14-150
Sacked	0-0	0-0
Fumble	1	1
Penalties	5-55	6-64
Turnovers	1	1
Missed Tackles	3	4
Blitzes	0	41
Time	38:15	21:45
Third Down	11-14	4-11
Fourth Down	2-2	1-1
Red Att/Td/Fg	6/4/2	3/3/0
Net Offense	615	229

**EXCALIBURS****10**

**PASSING:** Tom Brady, 11 of 25, 139 yds, 1 TD, 1 INT  
**RUSHING:** Derrick Henry, 10C, 96yds, (9.6), 0 TD  
**RECEIVING:** James Jones, 3 for 75yds, 53LG, 0 TD  
**DEFENCE:** Lawrence Timmons, 7 T, 1 STF  
**KICKING:** Blair Walsh. 1 of 1 XPA. 1 of 1 FGA. 4 Pts

**GLADIATORS****20**

**PASSING:** Ben Roethlisberger, 25 of 31, 290 yds, 1 TD, 1 INT  
**RUSHING:** LeSean McCoy, 27C, 173yds, (6.4), 1 TD  
**RECEIVING:** Jeremy Maclin, 10 for 123yds, 25LG, 1 TD  
**DEFENCE:** Jimmy Smith, 3 T, 3 PD, 1 INT (11yds)  
**KICKING:** Cairo Santos. 2 of 2 XPA. 2 of 2 FGA. 8 Pts







01-14-2017 Gwinnett Coliseum Temp: 58 Wind: 0-5 None MVP: **LeSean McCoy**

	1	2	3	4	Tot
2015 York (6-7)	0	7	3	0	10
2015 Gwinnett (9-4)	10	3	7	0	20

## Scoring Summary

1 8:08 Gwinnett	FG Santos 20 (10-75-5:15)	0-3
1 0:20 Gwinnett	TD Roethlisberger 14 pass to Maclin (Santos) (8-63-5:08)	0-10
2 9:20 York	TD Brady 14 pass to Ertz (Walsh,B) (7-86-3:18)	7-10
2 0:00 Gwinnett	FG Santos 30 (11-83-2:15)	7-13
3 10:13 York	FG Walsh 22 (5-44-3:02)	10-13
3 3:03 Gwinnett	TD McCoy 18 run (Santos) (6-74-3:53)	10-20

	<b>YOR</b>	<b>GWG</b>
First Downs	13	25
Rushes	18-128	38-198
Passes	25-11-139	31-25-290
Sacked	3-22	0-0
Fumble	0	1
Penalties	4-34	6-43
Turnovers	1	1
Missed Tackles	8	3
Blitzes	19	2
Time	22:21	37:39
Third Down	2-10	6-12
Fourth Down	0-0	0-0
Red Att/Td/Fg	2/1/1	5/2/2
Net Offense	245	488

<div>SPARTANS</div> <div>20</div>		<div>PASSING: Philip Rivers, 19 of 31, 165 yds, 1 TD, 1 INT RUSHING: Devonta Freeman, 20C, 68yds, (3.4), 0 TD RECEIVING: Sterling Shepard, 7 for 71yds, 25LG, 1 TD DEFENCE: Mike Adams, 1 T, 1 INT (39yds-TD) KICKING: Travis Coons. 2 of 2 XPA. of 2 FGA. 8 Pts</div>		<div>WOLVERINES</div> <div>17</div>		<div>PASSING: Ryan Tannehill, 17 of 29, 193 yds, 1 TD, 2 INTs RUSHING: DeMarco Murray, 17C, 76yds, (4.5), 1 TD RECEIVING: Brandon LaFell, 8 for 117yds, 26LG, 1 TD DEFENCE: Travis Coons, 6 T, 4 SK, 1 STF KICKING: Mike Nugent. 2 of 2XPA. 1 of 2 FGA. 4 Pts</div>																																																																																												
<div>01-14-2017 The Wolverine's Den Temp: 32 Wind: Calm None MVP: <i>Sterling Shepard</i></div> <div><table><tr><td></td><td>1</td><td>2</td><td>3</td><td>4</td><td>Tot</td></tr><tr><td>2015 Pickering (5-8)</td><td>7</td><td>3</td><td>3</td><td>7</td><td>20</td></tr><tr><td>2016 Toronto (2-11)</td><td>7</td><td>0</td><td>7</td><td>3</td><td>17</td></tr></table></div> <div>Scoring Summary</div> <div><table><tr><td>1 6:16</td><td>Pickering</td><td>TD Adams 39 interception return (Coons)</td><td>7-0</td></tr><tr><td>1 0:06</td><td>Toronto</td><td>TD Murray 1 run (Nugent) (10-80-6:10)</td><td>7-7</td></tr><tr><td>2 5:50</td><td>Pickering</td><td>FG Coons 26 (14-67-6:23)</td><td>10-7</td></tr><tr><td>3 5:20</td><td>Pickering</td><td>FG Coons 45 (7-28-3:14)</td><td>13-7</td></tr><tr><td>3 0:51</td><td>Toronto</td><td>TD Tannehill 21 pass to Harris (Nugent) (9-80-4:29)</td><td>13-14</td></tr><tr><td>4 8:33</td><td>Toronto</td><td>FG Nugent 32 (9-46-5:31)</td><td>13-17</td></tr><tr><td>4 1:07</td><td>Pickering</td><td>TD Rivers 5 pass to Shepard (Coons) (14-91-7:18)</td><td>20-17</td></tr></table></div>					1	2	3	4	Tot	2015 Pickering (5-8)	7	3	3	7	20	2016 Toronto (2-11)	7	0	7	3	17	1 6:16	Pickering	TD Adams 39 interception return (Coons)	7-0	1 0:06	Toronto	TD Murray 1 run (Nugent) (10-80-6:10)	7-7	2 5:50	Pickering	FG Coons 26 (14-67-6:23)	10-7	3 5:20	Pickering	FG Coons 45 (7-28-3:14)	13-7	3 0:51	Toronto	TD Tannehill 21 pass to Harris (Nugent) (9-80-4:29)	13-14	4 8:33	Toronto	FG Nugent 32 (9-46-5:31)	13-17	4 1:07	Pickering	TD Rivers 5 pass to Shepard (Coons) (14-91-7:18)	20-17	<div><table><tr><td></td><td>PIC</td><td>TOR</td></tr><tr><td>First Downs</td><td>17</td><td>18</td></tr><tr><td>Rushes</td><td>27-110</td><td>27-99</td></tr><tr><td>Passes</td><td>31-19-165</td><td>29-17-193</td></tr><tr><td>Sacked</td><td>1-6</td><td>0-0</td></tr><tr><td>Fumble</td><td>2</td><td>0</td></tr><tr><td>Penalties</td><td>8-75</td><td>8-75</td></tr><tr><td>Turnovers</td><td>2</td><td>2</td></tr><tr><td>Missed Tackles</td><td>5</td><td>6</td></tr><tr><td>Blitzes</td><td>18</td><td>12</td></tr><tr><td>Time</td><td>31:05</td><td>28:55</td></tr><tr><td>Third Down</td><td>5-15</td><td>4-11</td></tr><tr><td>Fourth Down</td><td>2-2</td><td>2-2</td></tr><tr><td>Red Att/Td/Fg</td><td>2/1/1</td><td>2/1/1</td></tr><tr><td>Net Offense</td><td>269</td><td>292</td></tr></table></div>					PIC	TOR	First Downs	17	18	Rushes	27-110	27-99	Passes	31-19-165	29-17-193	Sacked	1-6	0-0	Fumble	2	0	Penalties	8-75	8-75	Turnovers	2	2	Missed Tackles	5	6	Blitzes	18	12	Time	31:05	28:55	Third Down	5-15	4-11	Fourth Down	2-2	2-2	Red Att/Td/Fg	2/1/1	2/1/1	Net Offense	269	292
	1	2	3	4	Tot																																																																																													
2015 Pickering (5-8)	7	3	3	7	20																																																																																													
2016 Toronto (2-11)	7	0	7	3	17																																																																																													
1 6:16	Pickering	TD Adams 39 interception return (Coons)	7-0																																																																																															
1 0:06	Toronto	TD Murray 1 run (Nugent) (10-80-6:10)	7-7																																																																																															
2 5:50	Pickering	FG Coons 26 (14-67-6:23)	10-7																																																																																															
3 5:20	Pickering	FG Coons 45 (7-28-3:14)	13-7																																																																																															
3 0:51	Toronto	TD Tannehill 21 pass to Harris (Nugent) (9-80-4:29)	13-14																																																																																															
4 8:33	Toronto	FG Nugent 32 (9-46-5:31)	13-17																																																																																															
4 1:07	Pickering	TD Rivers 5 pass to Shepard (Coons) (14-91-7:18)	20-17																																																																																															
	PIC	TOR																																																																																																
First Downs	17	18																																																																																																
Rushes	27-110	27-99																																																																																																
Passes	31-19-165	29-17-193																																																																																																
Sacked	1-6	0-0																																																																																																
Fumble	2	0																																																																																																
Penalties	8-75	8-75																																																																																																
Turnovers	2	2																																																																																																
Missed Tackles	5	6																																																																																																
Blitzes	18	12																																																																																																
Time	31:05	28:55																																																																																																
Third Down	5-15	4-11																																																																																																
Fourth Down	2-2	2-2																																																																																																
Red Att/Td/Fg	2/1/1	2/1/1																																																																																																
Net Offense	269	292																																																																																																
<div>MUSTANGS</div> <div>27</div>		<div>PASSING: Matt Ryan, 19 of 28, 207 yds, 2 TDs, 0 INT RUSHING: Kenyan Drake, 11C, 78yds, (7.1), 1 TD RECEIVING: Anquan Boldin, 5 for 87yds, 49LG, 1 TD DEFENCE: Cliff Avril, 3 T, 2 PD, 2 HUR, 1 FF, 1 FR KICKING: Mason Crosbv. 3 of 3 XPA. 2 of 2 FGA. 9 Pts</div>		<div>NORTH STARS</div> <div>0</div>		<div>PASSING: Tyrod Taylor, 12 of 27, 124 yds, 0 TD, 0 INT RUSHING: David Johnson, 10C, 46yds, (4.6), 0 TD RECEIVING: Brandon Marshall, 4 for 51yds, 24LG, 0 TD DEFENCE: Calais Campbell, 3 T, 1 SK, 2 PD, 1 FF KICKING: Josh Brown, (No Attempts)</div>																																																																																												
<div>01-14-2017 The Dawg Pound Temp: 26 Wind: 10-20 Snow MVP: <i>Kenyan Drake</i></div> <div><table><tr><td></td><td>1</td><td>2</td><td>3</td><td>4</td><td>Tot</td></tr><tr><td>2015 Aurora (11-2)</td><td>21</td><td>0</td><td>3</td><td>3</td><td>27</td></tr><tr><td>2015 Markham (9-4)</td><td>0</td><td>0</td><td>0</td><td>0</td><td>0</td></tr></table></div> <div>Scoring Summary</div> <div><table><tr><td>1 13:07</td><td>Aurora</td><td>TD Ryan 23 pass to Jennings (Crosby) (4-34-1:47)</td><td>7-0</td></tr><tr><td>1 12:03</td><td>Aurora</td><td>TD Ryan 49 pass to Boldin (Crosby) (2-46-0:53)</td><td>14-0</td></tr><tr><td>1 6:15</td><td>Aurora</td><td>TD Drake 8 run (Crosby) (9-67-3:57)</td><td>21-0</td></tr><tr><td>3 1:17</td><td>Aurora</td><td>FG Crosby 32 (4-10-1:27)</td><td>24-0</td></tr><tr><td>4 13:01</td><td>Aurora</td><td>FG Crosby 23 (7-18-3:07)</td><td>27-0</td></tr></table></div>					1	2	3	4	Tot	2015 Aurora (11-2)	21	0	3	3	27	2015 Markham (9-4)	0	0	0	0	0	1 13:07	Aurora	TD Ryan 23 pass to Jennings (Crosby) (4-34-1:47)	7-0	1 12:03	Aurora	TD Ryan 49 pass to Boldin (Crosby) (2-46-0:53)	14-0	1 6:15	Aurora	TD Drake 8 run (Crosby) (9-67-3:57)	21-0	3 1:17	Aurora	FG Crosby 32 (4-10-1:27)	24-0	4 13:01	Aurora	FG Crosby 23 (7-18-3:07)	27-0	<div><table><tr><td></td><td>AUR</td><td>MAR</td></tr><tr><td>First Downs</td><td>14</td><td>17</td></tr><tr><td>Rushes</td><td>25-112</td><td>26-87</td></tr><tr><td>Passes</td><td>28-19-207</td><td>39-18-163</td></tr><tr><td>Sacked</td><td>3-17</td><td>3-21</td></tr><tr><td>Fumble</td><td>2</td><td>3</td></tr><tr><td>Penalties</td><td>5-45</td><td>5-44</td></tr><tr><td>Turnovers</td><td>0</td><td>3</td></tr><tr><td>Missed Tackles</td><td>0</td><td>9</td></tr><tr><td>Blitzes</td><td>0</td><td>10</td></tr><tr><td>Time</td><td>27:32</td><td>32:28</td></tr><tr><td>Third Down</td><td>7-14</td><td>8-17</td></tr><tr><td>Fourth Down</td><td>0-0</td><td>2-6</td></tr><tr><td>Red Att/Td/Fg</td><td>3/1/2</td><td>1/0/0</td></tr><tr><td>Net Offense</td><td>302</td><td>229</td></tr></table></div>					AUR	MAR	First Downs	14	17	Rushes	25-112	26-87	Passes	28-19-207	39-18-163	Sacked	3-17	3-21	Fumble	2	3	Penalties	5-45	5-44	Turnovers	0	3	Missed Tackles	0	9	Blitzes	0	10	Time	27:32	32:28	Third Down	7-14	8-17	Fourth Down	0-0	2-6	Red Att/Td/Fg	3/1/2	1/0/0	Net Offense	302	229								
	1	2	3	4	Tot																																																																																													
2015 Aurora (11-2)	21	0	3	3	27																																																																																													
2015 Markham (9-4)	0	0	0	0	0																																																																																													
1 13:07	Aurora	TD Ryan 23 pass to Jennings (Crosby) (4-34-1:47)	7-0																																																																																															
1 12:03	Aurora	TD Ryan 49 pass to Boldin (Crosby) (2-46-0:53)	14-0																																																																																															
1 6:15	Aurora	TD Drake 8 run (Crosby) (9-67-3:57)	21-0																																																																																															
3 1:17	Aurora	FG Crosby 32 (4-10-1:27)	24-0																																																																																															
4 13:01	Aurora	FG Crosby 23 (7-18-3:07)	27-0																																																																																															
	AUR	MAR																																																																																																
First Downs	14	17																																																																																																
Rushes	25-112	26-87																																																																																																
Passes	28-19-207	39-18-163																																																																																																
Sacked	3-17	3-21																																																																																																
Fumble	2	3																																																																																																
Penalties	5-45	5-44																																																																																																
Turnovers	0	3																																																																																																
Missed Tackles	0	9																																																																																																
Blitzes	0	10																																																																																																
Time	27:32	32:28																																																																																																
Third Down	7-14	8-17																																																																																																
Fourth Down	0-0	2-6																																																																																																
Red Att/Td/Fg	3/1/2	1/0/0																																																																																																
Net Offense	302	229																																																																																																
<div>REGULATORS</div> <div>16</div>		<div>PASSING: Kirk Cousins, 23 of 40, 196 yds, 0 TD, 0 INT RUSHING: Peyton Braber, 12C, 78yds, (6.5), 0 TD RECEIVING: Ladarius Green, 5 for 56yds, 20LG, 0 TD DEFENCE: Luke Kuechly, 8 T, 1 PD, 1 STF, 1 INT (39yds-TD) KICKING: Justin Tucker. 1 of 1 XPA. 3 of 3 FGA. 10 Pts</div>		<div>WRECKING BALL</div> <div>17</div>		<div>PASSING: Brian Hoyer, 17 of 28, 212 yds, 2 TDs, 1 INT RUSHING: Isaiah Crowell, 18C, 47yds, (2.6), 0 TD RECEIVING: Brian Hartline, 5 for 124yds, 50LG, 1 TD DEFENCE: Keanu Neal, 3 T, 1 SK, 1 PD KICKING: Chris Boswell. 2 of 2 XPA. 1 of 1 FGA. 5 Pts</div>																																																																																												
<div>01-14-2017 Stone Poney Shore Temp: 42 Wind: 0-10 None MVP: <i>Brian Hartline</i></div> <div><table><tr><td></td><td>1</td><td>2</td><td>3</td><td>4</td><td>Tot</td></tr><tr><td>2015 South Carolina (4-9)</td><td>0</td><td>3</td><td>7</td><td>6</td><td>16</td></tr><tr><td>2016 New Jersey (4-9)</td><td>0</td><td>10</td><td>7</td><td>0</td><td>17</td></tr></table></div> <div>Scoring Summary</div> <div><table><tr><td>2 14:56</td><td>South Carolina</td><td>FG Tucker 25 (7-43-4:43)</td><td>3-0</td></tr><tr><td>2 9:24</td><td>New Jersey</td><td>TD Hoyer 4 pass to Fuller (Boswell) (8-91-5:28)</td><td>3-7</td></tr><tr><td>2 0:00</td><td>New Jersey</td><td>FG Boswell 35 (10-50-2:03)</td><td>3-10</td></tr><tr><td>3 14:00</td><td>South Carolina</td><td>TD Kuechly 39 interception return (Tucker,J)</td><td>10-10</td></tr><tr><td>3 8:31</td><td>New Jersey</td><td>TD Hoyer 46 pass to Hartline (Boswell) (4-59-2:13)</td><td>10-17</td></tr><tr><td>4 14:56</td><td>South Carolina</td><td>FG Tucker 28 (15-70-8:37)</td><td>13-17</td></tr><tr><td>4 5:59</td><td>South Carolina</td><td>FG Tucker 39 (12-55-7:55)</td><td>16-17</td></tr></table></div>					1	2	3	4	Tot	2015 South Carolina (4-9)	0	3	7	6	16	2016 New Jersey (4-9)	0	10	7	0	17	2 14:56	South Carolina	FG Tucker 25 (7-43-4:43)	3-0	2 9:24	New Jersey	TD Hoyer 4 pass to Fuller (Boswell) (8-91-5:28)	3-7	2 0:00	New Jersey	FG Boswell 35 (10-50-2:03)	3-10	3 14:00	South Carolina	TD Kuechly 39 interception return (Tucker,J)	10-10	3 8:31	New Jersey	TD Hoyer 46 pass to Hartline (Boswell) (4-59-2:13)	10-17	4 14:56	South Carolina	FG Tucker 28 (15-70-8:37)	13-17	4 5:59	South Carolina	FG Tucker 39 (12-55-7:55)	16-17	<div><table><tr><td></td><td>SC</td><td>NJ</td></tr><tr><td>First Downs</td><td>16</td><td>13</td></tr><tr><td>Rushes</td><td>22-107</td><td>21-65</td></tr><tr><td>Passes</td><td>40-23-196</td><td>28-17-212</td></tr><tr><td>Sacked</td><td>2-17</td><td>2-12</td></tr><tr><td>Fumble</td><td>0</td><td>0</td></tr><tr><td>Penalties</td><td>2-10</td><td>4-35</td></tr><tr><td>Turnovers</td><td>0</td><td>1</td></tr><tr><td>Missed Tackles</td><td>3</td><td>5</td></tr><tr><td>Blitzes</td><td>31</td><td>58</td></tr><tr><td>Time</td><td>33:50</td><td>26:10</td></tr><tr><td>Third Down</td><td>1-14</td><td>4-11</td></tr><tr><td>Fourth Down</td><td>3-3</td><td>0-0</td></tr><tr><td>Red Att/Td/Fg</td><td>4/0/3</td><td>1/1/0</td></tr><tr><td>Net Offense</td><td>286</td><td>265</td></tr></table></div>					SC	NJ	First Downs	16	13	Rushes	22-107	21-65	Passes	40-23-196	28-17-212	Sacked	2-17	2-12	Fumble	0	0	Penalties	2-10	4-35	Turnovers	0	1	Missed Tackles	3	5	Blitzes	31	58	Time	33:50	26:10	Third Down	1-14	4-11	Fourth Down	3-3	0-0	Red Att/Td/Fg	4/0/3	1/1/0	Net Offense	286	265
	1	2	3	4	Tot																																																																																													
2015 South Carolina (4-9)	0	3	7	6	16																																																																																													
2016 New Jersey (4-9)	0	10	7	0	17																																																																																													
2 14:56	South Carolina	FG Tucker 25 (7-43-4:43)	3-0																																																																																															
2 9:24	New Jersey	TD Hoyer 4 pass to Fuller (Boswell) (8-91-5:28)	3-7																																																																																															
2 0:00	New Jersey	FG Boswell 35 (10-50-2:03)	3-10																																																																																															
3 14:00	South Carolina	TD Kuechly 39 interception return (Tucker,J)	10-10																																																																																															
3 8:31	New Jersey	TD Hoyer 46 pass to Hartline (Boswell) (4-59-2:13)	10-17																																																																																															
4 14:56	South Carolina	FG Tucker 28 (15-70-8:37)	13-17																																																																																															
4 5:59	South Carolina	FG Tucker 39 (12-55-7:55)	16-17																																																																																															
	SC	NJ																																																																																																
First Downs	16	13																																																																																																
Rushes	22-107	21-65																																																																																																
Passes	40-23-196	28-17-212																																																																																																
Sacked	2-17	2-12																																																																																																
Fumble	0	0																																																																																																
Penalties	2-10	4-35																																																																																																
Turnovers	0	1																																																																																																
Missed Tackles	3	5																																																																																																
Blitzes	31	58																																																																																																
Time	33:50	26:10																																																																																																
Third Down	1-14	4-11																																																																																																
Fourth Down	3-3	0-0																																																																																																
Red Att/Td/Fg	4/0/3	1/1/0																																																																																																
Net Offense	286	265																																																																																																

## WEEK THIRTEEN

# STANDINGS

PACIFIC CONFERENCE												
East	W	L	T	Pct	Pts	Ave	Opp	Ave	Diff	Home	Div	Conf
Brooklin	7	6	0	0.538	364	28	343	26.4	1.6	4 3 0	3 2 0	5 4 0
Mohave	6	7	0	0.462	298	22.9	304	23.4	-0.5	4 3 0	2 3 0	4 5 0
St. Charles	6	7	0	0.462	272	20.9	294	22.6	-1.7	3 3 0	4 1 0	5 4 0
Carthage	3	10	0	0.231	266	20.5	382	29.4	-8.9	1 5 0	1 4 0	2 7 0
Central	W	L	T	Pct	Pts	Ave	Opp	Ave	Diff	Home	Div	Conf
Twin Cities (z)	13	0	0	1	436	33.5	223	17.2	16.4	6 0 0	3 0 0	9 0 0
Charleswood	6	7	0	0.462	261	20.1	234	18	2.1	3 4 0	2 1 0	6 3 0
Virden	5	8	0	0.385	242	18.6	299	23	-4.4	3 4 0	1 2 0	4 5 0
Erieau	0	13	0	0	130	10	385	29.6	-19.6	0 6 0	0 3 0	0 9 0
West	W	L	T	Pct	Pts	Ave	Opp	Ave	Diff	Home	Div	Conf
Iowa City	9	4	0	0.692	311	23.9	202	15.5	8.4	2 4 0	4 1 0	6 3 0
Los Angeles	9	4	0	0.692	261	20.1	175	13.5	6.6	5 2 0	4 1 0	6 3 0
Chino	7	6	0	0.538	309	23.8	314	24.2	-0.4	5 2 0	1 4 0	4 5 0
Mission Viejo	5	8	0	0.385	229	17.6	317	24.4	-6.8	3 3 0	1 4 0	3 6 0
ATLANTIC CONFERENCE												
North	W	L	T	Pct	Pts	Ave	Opp	Ave	Diff	Home	Div	Conf
Sebastian (z)	12	1	0	0.923	444	34.2	235	18.1	16.1	5 1 0	4 1 0	8 1 0
Cowtown	9	4	0	0.692	310	23.8	284	21.8	2	4 2 0	3 2 0	6 3 0
Durham	6	7	0	0.462	318	24.5	263	20.2	4.2	4 3 0	2 3 0	4 5 0
Scarborough	3	10	0	0.231	239	18.4	378	29.1	-10.7	2 5 0	1 4 0	2 7 0
Atlantic	W	L	T	Pct	Pts	Ave	Opp	Ave	Diff	Home	Div	Conf
Markham	9	4	0	0.692	325	25	217	16.7	8.3	5 2 0	3 0 0	6 3 0
York	6	7	0	0.462	268	20.6	235	18.1	2.5	3 4 0	2 1 0	3 6 0
Pickering	5	8	0	0.385	211	16.2	321	24.7	-8.5	2 4 0	1 2 0	2 7 0
New Jersey	4	9	0	0.308	169	13	314	24.2	-11.2	2 4 0	0 3 0	2 7 0
South	W	L	T	Pct	Pts	Ave	Opp	Ave	Diff	Home	Div	Conf
Aurora (y)	11	2	0	0.846	358	27.5	181	13.9	13.6	6 0 0	4 1 0	7 2 0
Gwinnett	9	4	0	0.692	359	27.6	257	19.8	7.8	6 1 0	5 0 0	8 1 0
South Carolina	4	9	0	0.308	223	17.2	300	23.1	-5.9	2 4 0	1 4 0	4 5 0
Toronto	2	11	0	0.154	151	11.6	297	22.8	-11.2	1 6 0	0 5 0	2 7 0

(z)-clinched division

(y)-clinched wildcard

# PASSING

Rk	Player	Team	Att	Cmp	C%	Yards	In	I%	Lg	TD	TD%	Rate
1	Dalton	SS	242	161	66.5	2525	4	1.7	86	19	7.9	120.3
2	Palmer,C	TCT	416	251	60.3	3838	11	2.6	71	43	10.3	114.2
3	Roethlisberger	GWG	270	177	65.6	2498	9	3.3	96	21	7.8	107.3
4	Winston,J	SS	196	120	61.2	1583	2	1	91	14	7.1	106.3
5	Wilson,R	ICC	356	216	60.7	2997	6	1.7	73	25	7	104.1
6	Bridgewater	LAK	463	299	64.6	3427	1	0.2	79	24	5.2	103.1
7	Hasselbeck	COW	258	174	67.4	2055	5	1.9	60	15	5.8	102.8
8	Taylor,T	MAR	336	205	61	2475	2	0.6	68	21	6.3	102
9	Smith,A	BRH	391	229	58.6	3062	5	1.3	73	25	6.4	99.5
10	Wentz	STC	193	116	60.1	1530	4	2.1	74	11	5.7	95.6
11	Brees	DTL	435	260	59.8	3134	10	2.3	60	29	6.7	94.6
12	Newton,C	CHI	418	259	62	3085	7	1.7	78	19	4.5	92.6
13	Mariota	CAR	294	167	56.8	2265	10	3.4	73	21	7.1	91.2
14	Brady,T	YOR	417	234	56.1	3160	10	2.4	81	23	5.5	88.8
15	Ryan,M	AUR	430	263	61.2	3178	12	2.8	53	21	4.9	88.5
16	Manning,E	MVM	397	237	59.7	2572	7	1.8	80	19	4.8	87.4
17	Carr,D	VV	385	229	59.5	2881	11	2.9	75	18	4.7	86.5
18	Cousins,K	SC	514	315	61.3	3278	11	2.1	78	19	3.7	83.1
19	Rivers,P	PIC	395	232	58.7	2568	12	3	66	19	4.8	81.5
20	Bortles	CHP	444	248	55.9	2839	9	2	70	16	3.6	78.8
21	Fitzpatrick	MOH	441	239	54.2	2834	14	3.2	60	22	5	77.4
22	Rodgers,A	SBE	430	227	52.8	2351	9	2.1	71	17	4	73.3
23	Tannehill	TOR	370	213	57.6	2306	12	3.2	66	7	1.9	68.8
24	Lynch,P	ERI	184	97	52.7	999	10	5.4	54	6	3.3	56.9
25	Smith,G	DTL	20	13	65	211	0	0	45	2	10	133.5
26	Luck	MOH	3	2	66.7	44	0	0	23	0	0	109.7
27	Weeden	MAR	86	59	68.6	622	1	1.2	57	5	5.8	103.9
28	McCown,L	MVM	10	7	70	100	0	0	19	0	0	102.1
29	Manziel	VV	2	1	50	28	0	0	28	0	0	95.8
30	Osweiler	ICC	11	9	81.8	74	0	0	14	0	0	94.7

Rk	Yards/Attempt	Team	Avg	Rk	Yards/Completion	Team	Avg	Rk	Times Sacked	Team	No.
1	Dalton	SS	10.4	1	Dalton	SS	15.7	1	Cousins,K	SC	39
2	Roethlisberger	GWG	9.3	2	Palmer,C	TCT	15.3	2	Newton,C	CHI	37
3	Palmer,C	TCT	9.2	3	Roethlisberger	GWG	14.1	3	Brees	DTL	33
4	Wilson,R	ICC	8.4	4	Wilson,R	ICC	13.9	4	Bridgewater	LAK	33
5	Winston,J	SS	8.1	5	Mariota	CAR	13.6	5	Carr,D	VV	31

Rk	Yards/Game	Team	No.	Rk	Pass Gains 25+	Team	No.	Rk	Bad Passes	Team	No.
1	Palmer,C	TCT	295	1	Palmer,C	TCT	33	1	Carr,D	VV	43
2	Dalton	SS	281	2	Wilson,R	ICC	29	2	Smith,A	BRH	38
3	Roethlisberger	GWG	278	3	Dalton	SS	24	3	Fitzpatrick	MOH	37
4	Bridgewater	LAK	264	4	Brady,T	YOR	23	4	Brees	DTL	37
5	Brees	DTL	261	5	Carr,D	VV	23	5	Cousins,K	SC	36



## RUSHING

## RECEIVING

Rk	Player	Team	Att	Yds	Ave	Lg	TD	Rk	Player	Team	No	Yds	Ave	Lg	TD
1	Peterson,A	CHI	268	1348	5	46	6	1	Fitzgerald	COW	99	1044	10.5	53	13
2	Martin,D	TCT	246	1293	5.3	27	11	2	Brown,A	TCT	93	1619	17.4	71	27
3	Stewart,J	BRH	179	1084	6.1	41	10	3	Cooks	LAK	85	1190	14	75	3
4	McFadden,D	DTL	185	1048	5.7	48	2	4	Maclin	GWG	85	1386	16.3	96	16
5	Miller,L	CHP	198	977	4.9	28	7	5	Green,A	CHI	84	1201	14.3	73	8
6	Ivory	MVM	165	932	5.6	39	6	6	Jones,J	MOH	84	1010	12	38	6
7	Elliott,E	VV	210	927	4.4	20	6	7	Matthews,J	LAK	78	944	12.1	79	12
8	Blount	COW	164	925	5.6	46	8	8	Cooper,A	VV	77	1094	14.2	55	8
9	Hillman	MOH	167	857	5.1	62	4	9	Evans,M	COW	71	1013	14.3	58	3
10	Jennings,R	AUR	168	832	5	56	6	10	Woodhead	CHI	71	703	9.9	69	3
11	Gore	LAK	225	817	3.6	22	7	11	Baldwin,D	SS	70	1427	20.4	91	15
12	McCoy,L	GWG	153	791	5.2	26	7	12	Decker	DTL	68	765	11.3	42	10
13	Freeman,D	PIC	174	738	4.2	27	2	13	Hopkins,D	BRH	65	1181	18.2	73	7
14	Lacy	CAR	149	721	4.8	38	2	14	Hilton	DTL	64	1231	19.2	71	8
15	Gurley	COW	136	699	5.1	30	5	15	Gronkowski	BRH	63	930	14.8	59	10
16	Anderson,C	SS	115	694	6	28	10	16	Boldin	AUR	63	925	14.7	49	5
17	Crowell	NJ	139	667	4.8	63	2	17	Hurns	MVM	61	983	16.1	66	8
18	Forsett	SS	113	648	5.7	38	3	18	Barnidge	LAK	60	677	11.3	43	3
19	Murray,D	TOR	164	631	3.8	25	1	19	Landry,J	GWG	59	829	14.1	77	6
20	Drake	AUR	84	624	7.4	79	4	20	Gates	NJ	59	536	9.1	45	4
21	Henry,D	YOR	134	624	4.7	37	4	21	Johnson,C	DTL	58	879	15.2	60	10
22	Bernard	YOR	143	617	4.3	33	2	22	Marshall,B	MAR	58	969	16.7	60	10
23	Langford,J	CAR	110	612	5.6	24	3	23	Tate,G	PIC	58	516	8.9	20	2
24	Hill,J	ICC	127	606	4.8	55	5	24	Beckham Jr	SS	54	897	16.6	80	8
25	Abdullah,A	SC	127	579	4.6	39	1	25	Robinson,A	MOH	53	977	18.4	60	8

## RETURNS

Rk	Player	Team	No	Yds	Ave	Lg	TD	Rk	Player	Team	No	Fc	Yds	Ave	Lg	TD
1	Cunningham	DTL	31	949	30.6	97	1	1	Amendola	SS	27	22	270	10	76	1
2	Abdullah,A	SC	33	989	30	103	1	2	Brown,A	TCT	31	16	271	8.7	86	2
3	Patterson	MOH	47	1376	29.3	105	1	3	Hammond Jr	CHP	16	0	137	8.6	29	0
4	Harris,D	TOR	44	1261	28.7	106	1	4	Kerley	COW	26	16	215	8.3	58	0
5	Ross,R	COW	28	755	27	95	1	5	Lockett	ICC	34	7	255	7.5	89	1
6	Ellington	GWG	30	772	25.7	41	0	6	Harris,D	TOR	29	4	208	7.2	61	1
7	Lockett	ICC	28	708	25.3	42	0	7	Weems,E	NJ	18	15	124	6.9	27	0
8	Whalen	CHI	23	563	24.5	49	0	8	Crowder	SBE	24	4	165	6.9	26	0
9	Marshall,J	ERI	59	1424	24.1	37	0	9	Ginn Jr.	SC	15	10	102	6.8	20	0
10	Jones,T	SBE	42	990	23.6	44	0	10	Jones,C	CAR	26	7	174	6.7	64	1
11	Huff,J	MVM	35	825	23.6	41	0	11	Mumphery	BRH	21	9	140	6.7	20	0
12	McCluster	VV	16	363	22.7	34	0	12	Ervin	MAR	36	11	228	6.3	14	0
13	Smith,R	NJ	37	825	22.3	41	0	13	Tate,G	PIC	21	14	121	5.8	17	0
14	Johnson,D	MAR	19	402	21.2	37	0	14	Bray	DTL	22	12	126	5.7	13	0
15	Bolden,O	YOR	14	294	21	40	0	15	Thomas,D	YOR	25	2	140	5.6	15	0

## DEFENCE

INTERCEPTIONS								SACKS				TACKLES			
Rk	Player	Team	No	Yds	Ave	Lg	TD	Rk	Player	Team	No.	Rk	Player	Team	Bo.
1	Coleman,K	YOR	5	106	21.2	27	1	1	Miller,V	YOR	16	1	Smith,D	ERI	103
2	Amerson	LAK	5	55	11	45	1	2	Dunlap,C	SS	13	2	Wright,K	MOH	99
3	Ramsey	TOR	5	61	12.2	21	0	3	Ansah	TCT	13	3	Barwin	ICC	98
4	Talib	CHP	4	85	21.3	46	0	4	Jones,C	SS	13	4	Worrilow	MOH	95
5	Green,T	MOH	4	20	5	18	0	5	Mack,K	MVM	13	5	Posluszny	SS	95
6	Gilmore,S	ICC	4	39	9.8	38	0	6	Mercilus	MOH	12	6	Smith,M	STC	89
7	Woodson	LAK	4	25	6.3	25	0	7	Ware,D	CHI	12	7	David	CHP	89
8	Davis,T	DTL	4	19	4.8	19	0	8	Matthews,C	BRH	12	8	Graham,B	SC	86
9	Hargreaves	LAK	4	83	20.8	52	0	9	Watt,J	AUR	11	9	Harris Jr.	TCT	85
10	Thomas,E	AUR	4	120	30	84	1	10	Casey,J	TCT	10	10	Simon,J	TOR	84
11	Smith,J	GWG	4	154	38.5	99	0	11	Short	LAK	10	11	Ramsey	TOR	83
12	Peters,M	SBE	4	38	9.5	32	0	12	Atkins,G	YOR	10	12	Smith,S	GWG	81
13	Slay	TCT	3	24	8	24	0	13	Ogbah	CAR	10	13	Smith,T	PIC	81
14	Barr	VV	3	41	13.7	30	0	14	Donald	MOH	9	14	Jones,D	SBE	81
15	Johnson,T	VV	3	66	22	37	1	15	Ingram,M	VV	9	15	Johnson,D	MVM	81
16	Jones,A	PIC	3	29	9.7	14	0	16	Avril	AUR	9	16	Ryan,L	SBE	79
17	Gay,W	YOR	3	14	4.7	8	0	17	Wilkerson	ICC	8	17	Houston,L	DTL	78
18	Grimes,B	BRH	3	29	9.7	17	0	18	Hughes,J	TCT	8	18	Smith,J	GWG	77
19	Acker	STC	3	55	18.3	25	0	19	Hayes,W	YOR	8	19	Ingram,M	VV	76
20	Rodgers-Cr	DTL	3	46	15.3	26	0	20	Smith,M	STC	8	20	Bowman,N	AUR	75

## KICKING

Rk	Player	Team	FGA	FGM	FG%	40	50	Lg	Pts
1	Bailey,D	CHI	30	27	90	6	0	46	109
2	Brown,J	MAR	25	22	88	7	2	54	99
3	Vinatieri	SS	18	16	88.9	2	0	45	98
4	Crosby	AUR	26	19	73.1	3	1	53	98
5	Santos	GWG	21	15	71.4	1	0	41	89
6	Succop	CHP	23	20	87	3	0	47	85
7	Walsh,B	YOR	23	19	82.6	8	2	53	82
8	Janikowski	MOH	17	15	88.2	2	0	46	80
9	Hocker	BRH	18	13	72.2	0	0	39	76
10	Novak	COW	22	14	63.6	7	0	46	73
11	Dawson,P	DTL	16	10	62.5	3	0	49	70
12	Aguayo	TCT	7	6	85.7	2	0	42	66
13	Myers,J	ICC	21	13	61.9	3	0	43	65
14	Coons	PIC	18	13	72.2	2	0	45	61
15	Carpenter	SBE	16	11	68.8	1	0	41	59
16	Hauschka	STC	17	10	58.8	3	1	51	58
17	Tucker,J	SC	19	11	57.9	2	1	53	57
18	Catanzaro	CAR	12	8	66.7	3	1	55	56
19	Boswell	NJ	15	12	80	2	1	52	55
20	Lambo	MVM	10	10	100	3	0	44	55



With  
ARPIN PLUNDERFLUNDER

### Week 13 Analysis

Where would the Gadiators be without **LeSean McCoy** (27FP)? His 208 total yards and 1 TD picked up a ho-hum day from **Big Ben** (15FP).

**Eli Manning** (22FP) managed to get both **Michael Crabtree** (15FP) and **Allen Hurns** (22FP) into the game at the same time for the first time. It took the Erieau defence to allow it.

My smart pick, RB **Jonathan Stewart** (19FP) had a monster yardage day but **Ryan Mathews** (25FP) got the glory with 3 TDs.

**LeGarrette Blount** (22FP) literally carried the Corn Kings to victory while **Todd Gurley** (6FP) struggled in his first game back from injury. A warning sign?

In a year when kickers are struggling across the league **Dan Bailey** (15FP) kept a leg up on the competition with 4 FGs.

The **Aurora Defence** (19FP) notched its 2<sup>nd</sup> shutout of the season, but did it against a very strong offence. This is the D to take if you can from here on.

**Peyton Barber** (11FP) carried the load for SC, making already concerned owners of **Ameer Abdullah** (4FP) more concerned.



### Who's Hot?

#### Andy Dalton (SEB)

24-35, 395yds, 5 TDs 39 FP  
As hot as he was last week, he managed to top it this week with crazy great game.

#### Antonio Brown (TCT)

8 – 178, 2 TDs, 30 FP  
Yes, him again! You can't penalize him for being hotter than hell every week.

#### Doug Baldwin (SEB)

6 – 160, 2 TDs 28 FP  
He is still heating up fantasy boards after the return of Odell Beckham. Impressive!



### Who's Cold?

#### Tyrod Taylor (MAR)

12-27, 124yds, 1 LF, 3 FP  
He ran into a real defence and looked lost. Hopefully not a sign of things to come.

#### TJ Yeldon (SBE)

6-15, 0 TDs, 1.5 FP  
Once the star of the offence, he was a non-factor for the 2<sup>nd</sup> straight week.

#### Andre Johnson (SC)

0 – 0, 0 TDs, 0 FP  
3 targets, 1 drop, 0 catches. With 1 TD all season it is safe to say he is washed up.

## QUESTION OF THE WEEK

***I picked up Tyrod Taylor to back-up Eli Manning, but I switched their roles weeks ago. Should I go back to Manning this week?*** – Vincent (Philadelphia)

It's hard to move away from a QB who has two pro bowl WRs to throw to, but Markham is going against a good York defence and the Monarchs are facing a weaker Charger D. Go with Eli.

Week14

SMART  
PLAY



**Chris Ivory, RB (MVM)** With Matt Forte out this power back will be featured against a Charger defence that doesn't have what it takes to stop him. He'll burn up ground and maybe even score.





# AROUND THE

10

EFL

10

With Spats McChad

NEW YORK – In addition to creating a whole lot of mediocrity in the large middle cut of EFL teams, the age of parity is making it increasingly difficult for professionals to make money betting on the games. A study released by *Sportsman's Bet* magazine, a Vegas insider's subscription-only periodical, reports that average winning percentages are down for professional gamblers betting on EFL games; while they remain steady across the board in other sports. Many of the industry's top professionals in Vegas and Atlantic City have taken big hits to their pocket books and their reputations this year as they scramble, and often fail, to make sense of a season where feeble Toronto can hang with the potent Mustangs while the playoff-bound North Stars cannot even score a point against them.

Vegas' top forecaster, **Jimmy the Geek** – whose weekly bulletin *Bug the Bookie* is worth every penny of its outrageously priced \$875 annual subscription – is having his worst season since the start of the EFL, winning 55.7% of his games, compared with historical success rates in the 60 to 68% range. By comparison, Jimmy's main Vegas competitor, **Fat Tony** of *FatWads.com* – whose 61% success rate in 2011 brought him to prominence during one of Jimmy's off years – is hovering around 53%, down from 56% in 2015. Meanwhile, **Pete the Belcher**, the best Atlantic City has to offer, is barely staying afloat at 52%; while the east coast's hot hand of 2015, **Micky "The Meatball" Milano**, is currently sitting in the red at 49.7%; along with *Bet Pie's* **Tricky Dicky O'Toole**, mired at an embarrassing and potentially career-ending 48.6%.

Traditional bookmakers are panicking as computer models and predictive algorithms replace good old-fashioned insider information and game-fixing. While there is no evidence yet that the latter practice has resurfaced since the discovery of its prevalence in the old NFL consigned that league to oblivion in 2007, insider information is still available, but harder than ever to come by as teams increase their counter-intelligence measures to combat "spy-gate" style scandals of the kind **Chris Worthley** was accused of at the high point of his Undertakers' success in 2012. In an era when cheating opportunities are diminishing and teams are more evenly matched, the weaknesses of individual betting models are being exposed and driving some people out of business as a result.

A case in point is **Lucky Leo Lamanna**, a Vegas insider of the old school who enjoyed great success handicapping football games while his business, 'Football Good Eats' enjoyed a near monopoly on pro football catering services. But when teams started to move away from spaghetti and meatballs and veal parmesan and began turning to healthier options, Lucky Leo's football success rate dropped as information gleaned through his food-serving spies dried up. His betting model, a "luck-based predictive method" also known as darts (tossed at a board with 'visitors' on one side and 'home' on the other), harmless enough when only being used for the odd game, was unable to sustain the full weight of his handicapping business. He fell into deep debt and now Lucky Leo the handicapper is actually handicapped, with a pair of broken knees courtesy of his mob connections to remind him of the importance of knowing what the f&\*k you're doing when playing with other people's money.

Traditional betting is a seedy, dirty and sometimes dangerous game with apparently diminishing returns. The future seems to lie in "clean" computerized betting technology, like *Cyberstakes* from FanTunnel.com and Virtual Bookie's *Electro-Bet*. These services are cheap and easy-to-use even as they are prone to the occasional glitch and built strictly on pure math-based statistical probabilities. The drawback is that you have to pretty much bet on all of the games to gain the edge, whereas the traditional insider can provide particularly deep insight into one or two games based on such things as undisclosed injuries, internal politics, and the like.

Not a betting man myself (except for the occasional beer wager), these developments do not threaten my pocket book. But they are instructive to the degree that they reflect the challenges *all* analysts – whether of the betting industry, the fantasy football craze, or the conventional sports world – face in the age of EFL parity. Or is it really the age of EFL mediocrity?

## THE HOT SEAT

When was the last time a coach was fired in the EFL? I bet you can't remember. That coach was the notorious "Jonesy," the discredited first hire of Blue Eagles' owner **Chris Dickinson** upon his purchase of the Florida Dragons and subsequent move to Scarborough. Jonesy (aka **Paul Jones**) had no professional football coaching experience. His football credentials consisted of playing back-up tight end on the Birchmount High football team and, of course, being best friends and drinking buddies with "Dickhead" (as he would often refer to his new boss when speaking in public). In a reassuring sign that rampant nepotism in the clannish cliques of Scarborough society has its limits, Jonesy was summarily fired by his best friend in 2012 after burning out

# IN THE HOT SEAT



**Chris Dickinson** is the longest serving hot seat coach in the EFL. However, he has lots of company now as impatient fans in other cities begin to vent.

the finely-tuned engine of the Florida Dragons' football machine he had inherited. The subsequent panic hiring of **Bill Belichick** to a 15-year contract was welcome news for locals. But after leading them to their best campaign of the Dickinson Era in 2012, the dysfunctional off-field dynamic of the Blue Eagles franchise as a whole became too much for the legendary former NFL head coach to tolerate and he quit in disgust.

The locals held out hope for a new saviour until they found out that Belichick would be replaced by Dickinson himself – a person with absolutely no experience of playing or coaching football, but who prided himself on being a “good team player” and a “consensus builder.” Plus, “*things seem to work out for me in life,*” he famously boasted at his press conference announcing his own hire.

It was soon obvious that Dickinson had no idea what he was doing. But seeing that he was “the boss” and people depended on him for a paycheque, the football people in the organization were hesitant to criticize him. On those rare occasions when they did, Chris would just smile, put his arm around them, and say, “I think you need a drink, [*insert coach name here*]. Let’s go to the Fox – it’s on me.”

The Fox – short for ‘The Fox and Badger,’ a pub near Bluffs Stadium – was where most of the Blue Eagles’ plays were designed during their dismal 2014 campaign. Defensive schemes with more moving parts than a Swiss pocket watch and pass plays featuring

alternating rollouts and opposite field pass patterns were scribbled on stacks of paper napkins that were subsequently copied into a playbook over one thousand pages thick. Most of the plays were barely executable in theory, let alone in practice. The infamous ‘Play Action Triple Reverse,’ that involved two fake handoffs and three real exchanges, took 6 seconds to execute even after practicing it 64 times one mid-week afternoon in December.

But even this rare incompetence did not get Dickinson fired. After all, he couldn’t “fire” himself. Instead he brought in flamboyant **Rex Ryan** to steady the Scarborough defence, while he concentrated on fine-tuning the offence. And this is where the Blue Eagles are at present: they have the worst defence in the league and a passing offence that surpasses only Toronto and Erieau in efficiency. At 3-10, they are long out of the playoff race and their desperate fans are reduced to rioting and attempting to murder the owner because they know he cannot be fired.

However, much as it would appear that I pick solely on poor **Chris Dickinson**, there are other coaches on the public hot seat who will likely, and undeservedly, still be around after the season is over in three weeks. Here are the consensus top three candidates (other than Dickinson of course) in the running for pink slips when the 2016 season comes to a close:

**Lance Barrate** (*Virden*): being the owner’s son goes a long way toward maintaining job security. But there are signs that the blood between father Vance and son Lance might not be thick enough to survive a withering Manitoba Media assault on the Violators’ coach. A *Virden Eviscerator* article described one recent coaching performance as “*Lance going through the motions again*” while the *Winnipeg Free Press* scornfully dismissed the “other team” in Manitoba as “*an unwatchable broken down heap of junk rusting away under the indifferent stewardship of a coach who has repeatedly violated the trust of fans.*” Virden’s track record over 7 complete seasons is unimpressive. A .384 win percentage with 1 playoff loss doesn’t look good on a résumé. Early failures to meet expectations were placed on the shoulders of quarterback **Matt Stafford**. But the shock therapy of a 0-16 season combined with the failure of a team infused with young talent to compete this year has turned the media firmly against Lance. Apologists point to injuries as the main factor in the Violators’ disappointing season, but most people aren’t buying that excuse. “It’s always the same excuse, *injuries!*” declared an angry **Curtis Grimm**, radio host of the *Virden Vibe*. “Maybe if the coach put in more work during pre-season and hired a strength & conditioning coach like a normal team, injuries would be less of an issue!” With fan attendance down and the Press coverage mostly negative, it may be that the seat is getting too hot even for Virden’s own **Lance Barrate**.

**George Kaldis** (*Durham*): this one comes as a shock. The winningest coach in EFL history, who has never had a losing season, is suddenly feeling the heat for what has been a truly star-crossed year. A second consecutive loss to hated division rival Cowtown seems to have been then tipping point. Even staunch Kaldis supporters like **Sir Reginald Malcolm Clapham** of the *Durham Diggatell & Pick* are now questioning his effectiveness: “*One must wonder whether the players actually listen to their head coach anymore,*” he wrote yesterday. “*Has his voice and message become so familiar that they no longer hear it?*” The old “coach-is-getting-stale” argument is gentle compared with snide accusations that Kaldis is unable to win the big game. “He is a regular season coach, not a playoff coach,” declared **Tim Carplett**, shock jockey host of *Durham Digs*, a local radio show. “And now it looks like he’s no longer a regular season coach! <laughter> If you can’t win the big game, why are you there?” The frustration in Durham lies in the fans sensing that their long anticipated and hoped for moment of glory is slipping away with an



ageing quarterback and wide receiver, declining secondary and a tired playbook. Nobody wants a rebuild, but that seems to be where the Lizards are headed after this year. Will **George Kaldis** be around for it?

**Chris Ferraro** (*Mission Viejo*): the manic head of Football Operations for the Monarchs oversees and approves all coaching decisions within the royal hierarchy of his staff. While technically not the Head Coach (that title belongs to **Shane Falco**), he directs everything, like some kind of “King Coach.” He is also the team’s owner. Nevertheless, he is in a tenuous position as another desultory season in Mission Viejo comes to a joyless end. Objectively, 2016 has seen a slight improvement in the bottom line over previous years; the team is on course for 6 or 7 wins. The difference this year is that fans expected more, much more. Whether the expectations were fair or not, it was Ferraro himself who built them up in his usual pompous style. “A Pretender no more, the Monarchs are *Ready to Rule!*” he declared passionately during his first press conference of the year. His claim was largely backed up by more objective independent media that saw a well-constructed offence and competitive talent in the front seven of the defence. The team failed to deliver on the field. It wasn’t only that they lost games they expected to win; it was that they got blown out in some of those games. Unable to face the failure, Ferraro became a bit of an absentee King Coach. The near loss to Erieau betrayed apathy among the players that critics claim was instilled in them by their apathetic coach. It is certain that Ferraro will not relinquish the reins of control after this season, but with the peasants in a “pitchfork” mood these days; he may be forced to make some changes or face a public relations guillotine.

### AROUND THE EFL

In Jurassic Park a boisterous and confident sellout crowd came to witness their Lizards exact revenge on the Corn Kings for a Week One loss that nobody saw coming, and probably should never have happened. A win would also be a shot in the arm for their post-season ambitions. But a strange turn of events in the 1<sup>st</sup> quarter foreshadowed an unexpected outcome. Cowtown appeared to draw first blood with a 49-yard field goal, but an offside penalty nullified the kick and pushed them out of field goal range. Instead of punting on 4<sup>th</sup> & 12 at 36, Coach Coghlin sent his offence on the field. The Durham secondary backed off and **Mike Evans** squirted underneath for a first down. The visitors went on to score a touchdown and a pall was cast over the crowd. **Drew Brees**, perhaps feeling the pressure of the crowd’s discontent, fell into a panic. He threw two interceptions on the next two series, both forced throws, to set up two touchdowns for the Corn Kings. With 9 minutes remaining in the first half it was already 21-0 for Cowtown. The Lizards mounted a comeback, of sorts, but a **Tramaine Brock** interception of Brees at the Cowtown 2 yard line and two failed 4<sup>th</sup> down conversions, one in the red zone, put 2<sup>nd</sup> half advantages in time of possession and yards gained to waste. The Corn Kings held on and emerged with a surprise 21-14 victory, all but clinching a wild card berth in the process.

On a snowy day at the Dawg Pound in Markham the league’s showcase match-up between the Aurora Mustangs and Markham North Stars quickly turned into a dawg’s breakfast, so to speak. The Mustangs parlayed a big kick return, a fumble by **David Johnson**, a big pass play to **Anquan Boldin** and a brilliant 8-yard TD run by **Kenyan Drake** into a 21-0 lead by the mid-point of the 1<sup>st</sup> quarter to send the North Stars reeling in shock. Regaining their focus somewhat, the Stars responded with an epic, 22-play 88-yard drive starting from their own 11 yard line. Now do the math: 88+11=99. And guess where the drive ended. You are correct! The Stars were stymied at the 1 yard line after pushing the pigskin 4 yards in 4 plays from the Aurora 5 yard line. With the entire Aurora defence guarding against a 4<sup>th</sup> down run by **Tyrod Taylor**, **Brandon Marshall** dropped the pass in the end zone, the Stars came away with nothing and the **Fat Lady** in Row 54 had a seizure and had to be hoisted out of her seat to a waiting flatbed. That was the ball game. Their spirit broken for the second straight week, Markham went through the motions as the Mustangs trotted over their catatonic carcasses for a 27-0 victory.

At makeshift Optimist Park in Brooklin, the Hawks pulled ahead by a nose in the turbulent race for the East Division crown with a dramatic 24-21 victory over Carthage. As many pundits had predicted, the crazy Cannibals tore into the Hawks defence with abandon, making mistakes galore but also making big plays to jump out to a 21-7 half time lead. To their credit, the Hawks did not panic. Coach **Tom Jones** smartly played the mismatch between his offensive line and the Carthage defensive line and fired up the twin engines of **Jonathan Stewart** and **Ryan Mathews** to churn up 298 yards on the ground. But three missed field goals by **Zach Hocker** threatened to undo the game plan. Trailing 21-17 with 4 minutes remaining, the Hawks continued to pound the exhausted Carthage line even as they were running out of time. The strategy paid off at the 0:34 mark of the 4<sup>th</sup> with a dramatic 12-yard TD run by Mathews as the Cannibals’ D finally collapsed.

At the Big House in Chino, the Convicts brought a bit of everything to bear in closing the door on the wheezing Patriots, 33-17. A big day by workhorse **Adrian Peterson** – 30 carries, 158 yards – stabilized the flow of the offence and enabled **Cam Newton** to have a signature day throwing for a TD here and running for a TD there. To top it off, the ‘Lockdown Crew’ made it presence felt with a 69-yard fumble recovery for a TD by **DeMarcus Ware**. While the Convicts appear to be settling down, the Pats appear to packing it in. While not out of the race, the **Blake Bortles** Offence does not appear to be a winner.

And finally, the Regulators’ season hit a new low with a 17-16 loss to the Wrecking Balls at Stone Pony Shore. The game featured another **Hal Corson** coaching controversy. Despite capitalizing on the game’s only turnover – a 39-yard pick-six by **Luke Kuechly** – the Regs could not sustain an attack, converting just 1 of 14 third down tries. **Brian Hoyer** out-dueled **Kirk Cousins**, slinging a perfect spiral to **Brian Hartline** for a 46-yard TD pass and the eventual game-winner. But did it have to end this way? With the Regs trailing by 1 and on the march with 2:00 remaining, Corson declined to call a timeout or hurry up his offence on the final drive. As a result, time expired as **Justin Tucker** scrambled to line up the game-winning field goal! Corson, who perhaps had no good explanation for this obvious gaffe, ducked out of the post-game press conference afterwards.



# BUG THE BOOKIE!

## JIMMY THE GEEK GIVES YOU HIS PICKS FOR WEEK FOURTEEN EFL ACTION

*Your source for fantasy and on-line betting solutions*







RECORD VS THE SPREAD AFTER WEEK 13:

86-68-2





### PLAYOFF PICTURE AT A GLANCE

#### PACIFIC CONFERENCE





##### EAST

IN	ALIVE	OUT
 3	 2  3	

##### CENTRAL





IN	ALIVE	OUT
 1	 1  5	

##### WEST





IN	ALIVE	OUT
 2  W1  W2	 4	

#### ATLANTIC CONFERENCE





##### NORTH

IN	ALIVE	OUT
 1  W2	 1	

##### ATLANTIC

IN	ALIVE	OUT
 3	 2	 

##### SOUTH

IN	ALIVE	OUT
 2  W1		 

### JIMMY'S WEEK FOURTEEN PICKS

#### GAMES TO WATCH

#### BROOKLIN @ IOWA CITY (line – CUBS by 7)

**INJURIES:** Brooklin – Charles Johnson (OUT); Iowa City – None.

The Hawks have a one game lead in the East but they also have their work cut out for them to maintain that advantage. A trip to bone cold Joe Ferguson Stadium to face the hot-and-cold Cubbies, while the Chargers tackle the mushy Monarchs, could have them knocked back into a draw and needing a win in Week 15 to avoid irrevocably losing the tie-breaker to their expansion nemesis. One game at a time, they say. The already dangerous Hawks attack just got more lethal with the long-awaited return of Alshon Jeffery, giving Alex Smith four high-grade targets to choose from. On the down side, defensive end Charles Johnson is out for the remainder of the year. But seeing as the Hawks defence has been largely ineffective at keeping opponents off the board all season, his loss does not change the original prognosis that Brooklin will have to score its way to victory. That will be difficult – or easy – against the schizophrenic Iowa defence. With three shutouts and three 30+ point games on its resume, the Cubs' defence is an unknown in solving the pre-game equation. The Cubs have a precarious hold on the West Division, owning the third tie-breaker over LA, but feel the pressure to keep winning. If X (Cubs D) is greater than Y (Hawks O) expect an easy victory. **PICK: IOWA CITY**

## **MOHAVE @ LOS ANGELES (line – KNIGHTS by 6)**

**INJURIES:** **Mohave** – Garrett Graham (QUESTIONABLE), Jay Ajayi (OUT), Pierre Thomas (OUT), Tim Wright (OUT); **Los Angeles** – Sean Lee (QUESTIONABLE), Le'Veon Bell (OUT), Robert Quinn (OUT).

It is the dawn of Week 14 and the Hellfire are in the playoff hunt; just one of many examples of how this year has been a strange one. Perhaps stranger is how the Knights have transformed from a one-trick dark pony into a legitimate contender to upend the Cubs in the West. This is good for football. But one of these success stories will take a sad turn after this week. The Hellfire is in the clear underdog position here. Yes, Ryan Fitzpatrick is capable of catching fire, but he is more likely set to flame out against the steady and punishing LA 'Blue Shield.' On the other side, Teddy Bridgewater faces no similar challenge against an unreliable Mohave defence that needs to take the ball away in order to stop anybody. Sir Teddy is coming off his worst outing of the year, one in which he failed to fully capitalize on a stunning five takeaways by his defence. He needs a bounce-back game here to quell the unfair criticism he endured for not being the first QB to beat the Triumph. Expect a measure of redemption. **PICK: LOS ANGELES**

## **ST. CHARLES @ MISION VIEJO (line – CHARGERS by 1)**

**INJURIES:** **St. Charles** – Justin Ellis (OUT), Jimmy Graham (OUT); **Mission Vejo** – Larry DONNELL (OUT), Matt Forte (OUT), Kareem Jackson (OUT), Markus Kuhn (OUT), Cecil Shorts III (OUT), Donte Whitner (OUT), Gabe Wright (OUT).

The Monarchs came perilously close to being the first team to lose to the woeful Cadillac last week. They trailed at half time and did not gain the upper hand until late in the third quarter. A loss to Erieau would have signalled the death knell of an already depressingly unfulfilling season for the Kings. So why are they watchable this week? Well, they are technically still in the race for the last wild card spot that nobody seems to want. But more importantly, they are playing a Chargers team that can regain control of the East with a win here and a Brooklin loss. Having an expansion team leading a division after 14 weeks is more than noteworthy. Judging from the heavy Vegas action that has slowly moved the spread from the Monarchs to the upstarts, watching rookie Carson Wentz try to get them there is piquing widespread interest. In theory, the Monarchs have the talent edge to win this game by a touchdown. But the undeniable reality in practice is that they have rarely been impressive, even in victory. There is no compelling reason to expect them to suddenly snap out of their funk this week against a motivated Chargers squad. **PICK: ST. CHARLES**

## **GAMES OF NOTE**

### **DURHAM @ AURORA (line – MUSTANGS by 8)**

**INJURIES:** **Durham** – Dee Milliner (OUT), Xavier Su'a-Filo (OUT); **Aurora** – None.

This match-up would be a lot more interesting if there was more than a Tyrannosaurus Rex's chance in a meteor strike that the Thunder Lizards could make the post-season. Durham's near-fatal loss to Cowtown last week was their season in a nutshell: they looked like the stronger team, but they simply failed to execute at key moments. They made crucial errors and crippled themselves with penalties. Now they must win out to get into the post-season. The good news is that if they somehow manage to steal victories on the road here and at Sebastian, they come home to face Gwinnett with their fate in their own talons. The Mustangs are not in their usual comfort zone this year: it is already Week 14 and they have not locked up the South Division despite a two-game lead. Gwinnett has already beaten them this year and a rare season sweep would hand them the tie-breaker. However, Aurora can guarantee winning the Division if they win two out of their last three. They are fully healthy and playing for something. I see the Mustangs as a huge interstellar meteor about to make the Dinosaur's playoff hopes extinct – but it will be close. **PICK: DURHAM**

### **YORK @ MARKHAM (line – NORTH STARS by 6)**

**INJURIES:** **York** – Delanie Walker (DOUBTFUL), Max Tuerk (OUT), Nate Washington (OUT); **Markham** – Stefon Diggs (OUT), Andre Ellington (OUT), Leon Hall (OUT), Tim Hightower (OUT).

Another team on the edge of playoff oblivion is York. With all tie-breaking scenarios going against them in the wild card race, their only way in is an unlikely, but possible, division win. A strange quirk in this year's schedule has pitted the Swords against the Stars in back-to-back weeks. IF (huge "if") York somehow manages a sweep, beats Pickering in the final week AND (massive "and") Markham somehow loses to New Jersey, the Excaliburs win the Atlantic Division. This scenario could put Markham out of the playoff picture entirely, depending on how the Corn Kings and Gladiators finish. Although the Stars have faltered against tough competition these past two weeks, it is unlikely that they will suffer a complete collapse down the stretch. Yes, the performance of Tyrod Taylor last week against Aurora is a cause for concern for their post-season prospects, but it was just one game in an otherwise impressive resumé so far in 2016. He will find the York corners much more cooperative than the pair of All Pros patrolling the edges of the Aurora secondary. When the Swords have the ball, Tom Brady will be keeping one eye on his blind side

for Cameron Jordan as he scans the field for his most credible receiving threat, Zach Ertz. With York's hopes resting on the Brady-to-Ertz combo, it could be a long day at the Dawg Pound and an easy division clinch for the Stars. **PICK: MARKHAM**

### **CHARLESWOOD @ VIRDEN (line – PATRIOTS by 2)**

**INJURIES:** **Charleswood** – Dee Ford (QUESTIONABLE), Frankie Hammond Jr. (DOUBTFUL), Johnathan Hankins (OUT), Justin Hardy (OT); **Virden** – Darian Stewart (PROBABLE), Prince Amukamara (OUT), Anthony Barr (OUT).

The Violators are relatively healthy – missing only two starters – but their partial physical recovery likely comes too late to save their season. They barely remain in the hunt for a wild card spot and the hope that remains is due to their humdrum conference competition, not to any anticipated accomplishments on their part. Similar sentiments can be expressed about Charleswood, a team with an offence that has not flourished under Blake Bortles. The Pats' defence, on the other hand, has credibility and is capable of getting them into the playoffs provided they keep playing teams like Virden. Fortunately for the reigning champs, they get two shots at their tired and demoralized provincial rivals before having to endure the Triumph in the final week. These two games are crucial for the Pats since they can expect no let up by the steadily improving Convicts, the team they have to catch. Despite an unimpressive season so far, expect Virden to win one of these two games – most likely this one. **PICK: VIRDEN**

### **COWTOWN @ GWINNETT (line – GLADIATORS by 6)**

**INJURIES:** **Cowtown** – David Harris (PROBABLE), Ka'Deem Carey (OUT), Koa Misi (OUT); **Gwinnett** – Kyle Williams (OUT).

Many in the Cowtown media initially believed that the Corn Kings had clinched a wild card berth with their unpredicted road win over Durham. But technically, that is not true. If the Corn Cobs were to lose their final three games and the unlikely York division-winning scenario played out, the North Stars would win the tie-breaker with Cowtown based on record in common games. So it is not yet time to break out the whisky in Cowtown. The Glads currently enjoy the first seed wild card and retain an outside shot at the South Division, but both playoff scenarios would change with a loss here. Either team can clinch a wild card spot with a win so there will be no resting of starters yet. Both are hot: the Glads are winners of their last three while Cowtown is riding high after two tough road wins. These teams typically play each other close, regardless of who wins, so the sizeable line in favour of the home team looks like an opportunity to make a little mad money. The belief persists, however, that Cowtown is a bit of an illusion; while admiration for Big Ben is at an all-time high given his team's injury challenges this year. The Glads look like a good bet to cover, but a lot of money has been lost this year underestimating the Corn Kings. **PICK: COWTOWN**

### **CARTHAGE @ CHINO (line – CONVICTS by 9)**

**INJURIES:** **Carthage** – Harrison Smith (PROBABLE); **Chino** – Spencer Long (QUESTIONABLE), Travaris Cadet (OUT).

The Cannibals are out of the playoff hunt but that doesn't mean they have packed it in. Playing spoiler is a more welcome consolation prize for the combative Kenny Main than it is for most coaches. He can make Convicts fans sweat out the final two weeks provided his feisty head-hunting savages can outscore a resurgent Cam Newton. The big man on the range in Chino is back in full form while stud Adrian Peterson is beginning to impose his will on opposing defences. This is bad news for the Cannibals' spoiler hopes, as a granny in a walker might be able to eke out a yard on 3<sup>rd</sup> & short against the Carthage D-line. If Carthage is to compete at all, let alone win, they will have to score, score, score; which means Marcus Mariota will need to be on his game. This is certainly possible against a Chino defence that has struggled to stop the pass. I say he keeps it close. **PICK: CARTHAGE**

## **HOLIDAY LEFTOVERS**

### **ERIEAU @ TWIN CITIES (line – TRIUMPH by 23)**

**INJURIES:** **Erieau** – Joey Bosa (OUT), Percy Harvin (OUT), Daniel Kilgore (OUT), Marshawn Lynch (OUT), Tony Romo (OUT). **Twin Cities** – Oday Aboushi (OUT).

23-point betting lines do not come around often in the pro game and when they do they are extremely hard to resist – except in this instance. A 24-point “explosion” by the Cadillac in a losing effort against the Monarchs last week forces a pause to consider possible extra motivation in Erieau to avoid the winless tag in its first season. But one must also consider the Triumph's motivation to be the third team to complete the milestone of a perfect regular season. In any case, winning straight up – a foregone conclusion in favour of the Triumph – is not our issue. It is whether the Triumph can cover. If they wish to administer a Charger-like beating on the back-firing Cadillac, they will cover with ease. A more laid back approach could place the spread in jeopardy, especially if Kenny Britt gets lucky once or twice. It is difficult to turn away 23 points; but it is even more difficult to picture anything less than a total blowout by the Triumph at home against one of the worst teams in EFL history. **PICK: TWIN CITIES**



## SCARBOROUGH @ TORONTO (line – BLUE EAGLES by 2)

**INJURIES:** **Scarborough** – Dont’a Hightower (OUT), Justin Tuck (OT); **Toronto** – Chris Canty (OUT), Damontre Moore (OUT), LaAdrian Waddle (OUT).

The total and abject collapse of the Blue Eagles is bad enough to make you wonder what Vegas is smoking when they peg them as road favourites over a team that two weeks ago held the Mustangs to 10 points and last week almost pulled off an upset against the Spartans. The mystique of Aaron Rodgers continues to hang like poisonous swamp gas over the befuddled heads of millions, leading them to conclude that he is about to break out every week. I harbour no such misconceptions. I remain open to the possibility, but I base my calls 90% on probability and 10% on “feel.” Right now I “feel” that the Eagles are a basket case, starting with Rodgers; and that Ryan Tannehill is looking more of a legend for getting the most out of a motley gaggle of receivers in Expansion Land. Expect to see a thoroughly rattled Scarborough squad fall all over themselves. **PICK: TORONTO**

## NEW JERSEY @ PICKERING (line – SPARTANS by 5)

**INJURIES:** **New Jersey** – Will Fuller (PROBABLE), Chris Johnson (DOUBTFUL), Nolan Carroll (OUT), Antonio Gates (OUT), Rob Housler (OUT), Robert McClain (OUT), Michael Ola (OUT), JT Thomas III (OUT), Cameron Wake (OUT); **Pickering** – Telvin Smith (DOUBTFUL), Sen’Derrick Marks (OUT), Charles Tillman (OUT).

The Wrecking Balls carved themselves a tiny niche in EFL history by becoming the first team to ever win back-to-back games by the unusual score of 17-16. They are hoping to make it three straight 17-16 victories against a Spartans team now thoroughly demoralized by their irrelevance. Any Spartans resistance to the Wrecking Ball steamroller will be due to reflex borne of their coach’s natural defiance and to their fear of falling below expansion New Jersey in the standings. For Jeff Cohen, he sees an opportunity for his team finish out of the basement and earn some “street cred” in the local football community. I thought Brian Hoyer looked pretty good against a better defence in South Carolina. I am betting he keeps it close here. **PICK: NEW JERSEY**

## SEBASTIAN @ SOUTH CAROLINA (line – SWORDFISH by 10)

**INJURIES:** **Sebastian** – None; **South Carolina** – Keenan Allen (OUT), Brandon Brooks (OUT), Sam Shields (OUT).

The Regulators are in the quiet death throes of a lost season. Officially eliminated after a lacklustre effort against New Jersey, the only thing left to play for is a spectacular, if purely symbolic, upset of the Swordfish in order to prevent a wholesale bailing of season ticket holders. But a win here would not be enough to fully repair the damage to the Regulator brand. Kirk Cousins has been targeted by the local media after being lauded early in the season. Luke Kuechly is being questioned as a leader and Hal Corson criticized for not being more creative with the game plan. Most of the criticism is unfair, but the effect is visibly wearing down the football operation anyway. The Swordfish like this winning thing....and like to win by a lot. **PICK: SEBASTIAN**



## ANCIENT HISTORY CHANNEL PRESENTS *This Week in EFL History* With Professor *Sterling Smitherman*

FROM THE EFL ARCHIVES – Week 13 of the 2010 EFL season witnessed the direst threat yet to the Dragons’ quest for a perfect season. While the Week Four 34-31 victory over Pickering in OT had been close, and possibly the best game of the year, the 2009 Championship re-match with LA in Week 13 was even closer, although far from a classic of football execution. This game was full trench warfare, brutal and unyielding, just the way the Knights liked it. In the end, **Ryan Longwell** kept the drive for perfection on course with a 49-yard FG at the 7:11 mark of the OT fame to give the

Dragons a 16-13 victory. All things being equal, the outcome would certainly have been different if **Kurt Warner** had not been injured. Leading the charge offensively for LA was the inexperienced **Jimmy Clausen**, who looked it with a 110-yard passing day and a 40.7 QB rating. The Knights, looking doomed to miss the post-season this year, seemed to throw everything they had into avenging last year’s loss in the Gale Sayers Game. They came oh so close. Close enough to call it a true *moral* victory.

Coincidentally, on the other side of the continent in Pickering, the league’s other powerhouse had its hands full trying to subdue a stubborn Virden squad emboldened by being the beneficiaries of 4 Spartans turnovers! In the end, the magic legs of **Chris Johnson** compensated for the stiff arm of **Brett Favre** to secure a 20-13 victory. Johnson won it with a 6-yard run with 4:44 left and set a new EFL rushing TD record (26) in the process. Johnson would add one more to that total by the end of the season to set a record (27) that still stands today.

Around the rest of the league, wild card races were drawing little interest as it was already apparent that the teams that “won” would be certainly knocked out in the first round.