

2016

10

Est. 2007

WEEK

Celebrating our 10th year of football excellence

December 18, 2016

2016

Est. 2007

10

TEN

EAST



CENTRAL




WEST




NORTH



ATLANTIC



SOUTH



Courtney Upshaw

With their season fading away, the Blue Eagles found a way to stave off elimination with an improbable late comeback against the Chargers. **Courtney Upshaw** (above) runs past **Josh McCown** (left) on his way to a TD after recovering a fumble in the 4th quarter. Scarborough went on to win the game, 35-33.



Who was slick
in Week Ten?

**"BRYLCREEM" THE
EFL'S FIRST SPONSOR**



Teddy Bridgewater
QB
Los Angeles
Knights

40 of 56, 481 yards, 3 TDs. Needed a career day to push LA past Gwinnett.



Curtis Lofton
ILB
Scarborough
Blue Eagles

5T, 2 SK, 2 HUR, 1 FF. Forced the fumble that led to winning TD.








| | | | |
|---|----|---|----|
|  | 3 |  | 14 |
|  | 28 |  | 45 |
|  | 17 |  | 33 |
|  | 31 |  | 35 |
|  | 17 |  | 20 |
|  | 26 |  | 21 |

EFL ELITE FOOTBALL LEAGUE GAME CENTER 2016 Week Ten

PLAY OF THE WEEK



Willie Upshaw 21-yard fumble recovery TD to secure the win (5:30 left in 4th).

| | | | |
|---|----|---|----|
|  | 28 |  | 25 |
|  | 24 |  | 0 |
|  | 6 |  | 28 |
|  | 34 |  | 10 |
|  | 3 |  | 0 |
|  | 27 |  | 15 |

PASSERS

| | | YDS | PTD | RTD | INT |
|---|-------------|-----|-----|-----|-----|
| 1 | McCown | STC | 359 | 4 | 0 |
| 2 | Bridgewater | LAK | 481 | 3 | 0 |
| 3 | Winston | SEB | 309 | 3 | 1 |
| 4 | Carr | VIR | 318 | 3 | 0 |
| 5 | Taylor | MAR | 282 | 3 | 0 |
| 6 | Rivers | PIC | 339 | 3 | 0 |

FANTASY ROUND-UP

SPONSORED BY
FANTASY FREAKZ

RECEIVERS

| | | YDS | TDR | OTD | 2pt |
|---|------------|-----|-----|-----|-----|
| 1 | Matthews | LAK | 198 | 3 | 0 |
| 2 | Johnson,C | DTL | 112 | 3 | 0 |
| 3 | Beckham Jr | SEB | 168 | 2 | 0 |
| 4 | Maclin | GWG | 162 | 2 | 0 |
| 5 | Thomas,M | STC | 140 | 2 | 0 |
| 6 | Brown,A | TCT | 105 | 2 | 0 |

RUSHERS

| | | YDS | RTD | TDR | 2pt |
|---|----------|-----|--------|-----|-----|
| 1 | Yeldon | SBE | 174+47 | 1 | 0 |
| 2 | Peterson | CHI | 153 | 2 | 0 |
| 3 | McFadden | DTL | 108 | 1 | 0 |
| 4 | Jennings | AUR | 55+19 | 1 | 0 |
| 5 | Hill | ICC | 115 | 1 | 0 |
| 6 | Blount | COW | 56 | 2 | 0 |

KICKERS

| | | PAT | 1-49 | 50+ |
|---|--------|-----|------|-----|
| 1 | Walsh | YOR | 4 | 2 |
| 2 | Dawson | DTL | 6 | 1 |
| 3 | Bailey | CHI | 3 | 2 |
| 4 | Coons | PIC | 2 | 2 |
| 5 | Novak | COW | 4 | 1 |
| 6 | Brown | MAR | 3 | 1 |

TEAM DEFENCE

| | | PA | TDs | INT | SK | FR |
|---|-------------|----|-----|-----|----|----|
| 1 | Iowa City | 0 | 0 | 1 | 5 | 0 |
| 2 | Virden | 0 | 0 | 1 | 5 | 0 |
| 3 | Aurora | 10 | 1 | 1 | 2 | 1 |
| 4 | York | 6 | 0 | 1 | 4 | 1 |
| 5 | Chino | 3 | 0 | 1 | 2 | 1 |
| 6 | Twin Cities | 24 | 1 | 0 | 2 | 1 |



GAME BLITZ!



When you're in a rush! 12 Games, 12 Highlights!

By Chris Sherman

The last week of inter-conference games brought little drama, but a few gems stood out. ¹ Probably too late to save their season, **Courtney Upshaw** scooped up a **Josh McCown** fumble and returned it 21 yards for a TD to cap off a crazy 2nd half comeback by the Blue Eagles as they shaved St. Charles 35-33; ² In LA, **Teddy Bridgewater** and **Jordan Matthews** hooked up for 3 TD passes, including a 15-yarder into double-coverage in the 4th quarter, as the Knights rebounded from down 20-7 to take down Gwinnett 21-20; ³ In Markham, the much anticipated showdown with TC climaxed in the 4th quarter with a 7-yard TD pass from **Carson Palmer** to **Antonio Brown** and the Triumph held on for a 28-24 win; ⁴ In Pickering, the Spartans surprised the slumping Pats with a 10-point 4th quarter, highlighted by a 7-yard TD pass to **Martellus Bennett** to key a 26-17 comeback victory; ⁵ In Iowa City, the Cubs defence shut down the Regulators and **Russell Wilson** tossed an 11-yard TD pass to **Rueben Randle** for first score in a 15-0 whitewash; ⁶ In Cowtown, **Matt Hasselbeck** found **Mike Evans** for a 53-yard pass in the 2nd to set up the eventual game-winning TD as the Corn Kings rolled over the Hellfire, 31-17. ⁷ In Mission Viejo, **Patrick Peterson** picked off an **Eli Manning** pass at the Monarchs' 17 and waltzed it into the end zone to top off a convincing 28-10 Mustangs' win; ⁸ At Jurassic Park, **Calvin Johnson** hauled in 3 TD passes, including a 51-yard bomb from **Drew Brees**, as the Lizards exploded for 38 points in the 1st half and cruised to a 45-14 victory over Carthage; ⁹ At the Fish Tank, **Jameis Winston** threw 3 TD passes and ran a 5-yard bootleg for another as the Swordfish speared the Hawks, 28-3; ¹⁰ In New Jersey, **Michael Floyd** broke the ice in the 2nd with a 34-yard TD on a short slant that would prove to be the only points needed in a 25-0 Virden victory over the Wrecking Balls; ¹¹ In York, **Tom Brady** opened the scoring with a 27-yard TD pass to **De'Anthony Thomas** as the Swords carved up winless Erieau, 34-6; ¹² In Chino, the Convicts locked down the Wolverines' offence and **Adrian Peterson** ran for 2 TDs as Chino mauled Toronto, 27-3.

HAWKS**3**

PASSING: Alex Smith, 8 of 22, 128 yds, 0 TD, 0 INT
RUSHING: Karlos Williams, 4C, 59yds, (14.8), 0 TD
RECEIVING: DeAndre Hopkins, 4 for 95yds, 53LG, 0 TD
DEFENCE: Clay Matthews, 5 T, 2 SK
KICKING: Zach Hocker. 1 of 1 FGA. 3 Pts

SWORDFISH**28**

PASSING: Jameis Winston, 23 of 30, 309 yds, 3 TDs, 1 INT
RUSHING: CJ Anderson, 13C, 70yds, (5.4), 0 TD
RECEIVING: Odell Beckham Jr, 8 for 168yds, 40LG, 2 TDs
DEFENCE: Carlos Dunlap, 3 T, 2 SK, 3 HUR
KICKING: Adam Vinatieri, 4 of 4 XPA, 4 Pts

12-17-2016 The Fish Tank Temp: 3 Wind: None MVP: **Jameis Winston**

| | 1 | 2 | 3 | 4 | Tot |
|----------------------|---|----|---|---|-----|
| 2015 Brooklin (5-5) | 0 | 3 | 0 | 0 | 3 |
| 2015 Sebastian (9-1) | 7 | 14 | 0 | 7 | 28 |

Scoring Summary

| | | |
|-------------------|--|------|
| 1 7:51 Sebastian | TD Winston 10 pass to Watson (Vinatieri) (8-68-4:40) | 0-7 |
| 2 13:11 Sebastian | TD Winston 32 pass to Beckham Jr. (Vinatieri) (11-90-5:43) | 0-14 |
| 2 10:18 Brooklin | FG Hocker 26 (9-45-2:42) | 3-14 |
| 2 5:14 Sebastian | TD Winston 33 pass to Beckham Jr. (Vinatieri) (8-86-4:59) | 3-21 |
| 4 12:47 Sebastian | TD Winston 5 run (Vinatieri) (10-86-5:40) | 3-28 |

| | BRH | SS |
|----------------|----------|-----------|
| First Downs | 13 | 26 |
| Rushes | 24-172 | 31-188 |
| Passes | 22-8-128 | 30-23-309 |
| Sacked | 3-25 | 3-17 |
| Fumble | 0 | 0 |
| Penalties | 5-25 | 3-10 |
| Turnovers | 0 | 1 |
| Missed Tackles | 10 | 9 |
| Blitzes | 15 | 0 |
| Time | 24:10 | 35:50 |
| Third Down | 1-11 | 6-11 |
| Fourth Down | 1-3 | 1-2 |
| Red Att/Td/Fg | 1/0/1 | 2/2/0 |
| Net Offense | 275 | 480 |

CANNIBALS**14**

PASSING: Marcus Mariota, 13 of 26, 238 yds, 2 TDs, 1 INT
RUSHING: Eddie Lacy, 15C, 66yds, (4.4), 0 TD
RECEIVING: Emmanuel Sanders, 2 for 96yds, 73LG, 1 TD
DEFENCE: Akeem Ayers, 7 T
KICKING: Chandler Cantanzaro. 2 of 2 XPA. 2 Pts

T-LIZARDS**45**

PASSING: Drew Brees, 16 of 27, 229 yds, 3 TDs, 0 INT
RUSHING: Darren McFadden, 19C, 108yds, (5.7), 1 TD
RECEIVING: Calvin Johnson, 5 for 112yds, 51LG, 3 TDs
DEFENCE: Eddie Goldman, 5 T, 2 SK, 1 STF
KICKING: Phil Dawson. 6 of 6 XPA. 1 of 1 FGA. 9 Pts

12-17-2016 Jurassic Park Temp: 65 Wind: Calm None MVP: **Calvin Johnson**

| | 1 | 2 | 3 | 4 | Tot |
|---------------------|----|----|---|---|-----|
| 2015 Carthage (2-8) | 7 | 0 | 0 | 7 | 14 |
| 2015 Durham (4-6) | 24 | 14 | 0 | 7 | 45 |

Scoring Summary

| | | |
|------------------|---|-------|
| 1 8:50 Carthage | TD Mariota 10 pass to Kelce (Catanzaro) (11-79-6:03) | 7-0 |
| 1 5:39 Durham | TD Brees 18 pass to Johnson (Dawson,P) (6-63-3:04) | 7-7 |
| 1 4:32 Durham | FG Dawson 41 (4-5-0:57) | 7-10 |
| 1 2:59 Durham | TD Brees 51 pass to Johnson (Dawson,P) (2-51-0:26) | 7-17 |
| 1 0:17 Durham | TD McFadden 2 run (Dawson,P) (4-25-1:42) | 7-24 |
| 2 10:33 Durham | TD Brees 11 pass to Johnson (Dawson,P) (7-48-3:34) | 7-31 |
| 2 3:22 Durham | TD Davis 1 run (Dawson,P) (10-71-5:29) | 7-38 |
| 4 14:38 Carthage | TD Mariota 73 pass to Sanders (Catanzaro) (1-73-0:17) | 14-38 |
| 4 7:51 Durham | TD Booker 7 run (Dawson,P) (2-13-0:59) | 14-45 |

| | CAR | DTL |
|----------------|-----------|-----------|
| First Downs | 12 | 25 |
| Rushes | 24-93 | 34-178 |
| Passes | 31-15-253 | 28-16-229 |
| Sacked | 3-31 | 0-0 |
| Fumble | 3 | 0 |
| Penalties | 5-36 | 2-15 |
| Turnovers | 2 | 0 |
| Missed Tackles | 9 | 2 |
| Blitzes | 29 | 3 |
| Time | 26:55 | 33:05 |
| Third Down | 3-14 | 1-9 |
| Fourth Down | 1-3 | 1-2 |
| Red Att/Td/Fg | 2/1/0 | 5/5/0 |
| Net Offense | 315 | 407 |

HELLFIRE**17**

PASSING: Ryan Fitzpatrick, 14 of 29, 191 yds, 0 TDs, 0 INT
RUSHING: Ronnie Hillman, 13C, 54yds, (4.2), 0 TD
RECEIVING: Allen Robinson, 3 for 58yds, 21LG, 0 TD
DEFENCE: Whitney Mercilus, 8 T, 2 SK, 2 HUR
KICKING: Sebastian Janikowski. 2 of 2 XPA. 1 of 2 FGA. 5 Pts

CORN KINGS**31**

PASSING: Matt Hasselbeck, 24 of 29, 339 yds, 2 TDs, 0 INT
RUSHING: LeGarrette Blount, 14C, 56yds, (4.0), 2 TDs
RECEIVING: Mike Evans, 4 for 146yds, 53LG, 0 TD
DEFENCE: Terence Newman 5 T, 2 PD
KICKING: Nick Novak. 4 of 4 XPA. 1 of 1 FGA. 7 Pts

12-16-2016 Tillman Field Temp: 37 Wind: Calm MVP: **Matt Hasselbeck**

| | 1 | 2 | 3 | 4 | Tot |
|--------------------|---|----|----|---|-----|
| 2015 Mohave (5-5) | 0 | 10 | 0 | 7 | 17 |
| 2015 Cowtown (7-3) | 7 | 14 | 10 | 0 | 31 |

Scoring Summary

| | | |
|----------------|--|-------|
| 1 8:05 Cowtown | TD Blount 1 run (Novak) (13-80-6:55) | 0-7 |
| 2 5:04 Cowtown | TD Hasselbeck 3 pass to Burton (Novak) (13-73-7:20) | 0-14 |
| 2 4:58 Mohave | TD Patterson 105 kick return (Janikowski) | 7-14 |
| 2 2:21 Cowtown | TD Hasselbeck 4 pass to Fitzgerald (Novak) (5-68-2:30) | 7-21 |
| 2 0:00 Mohave | FG Janikowski 37 (9-50-2:10) | 10-21 |
| 3 5:41 Cowtown | FG Novak 32 (12-71-6:41) | 10-24 |
| 3 1:00 Cowtown | TD Blount 7 run (Novak) (3-81-1:47) | 10-31 |
| 4 0:00 Mohave | TD Luck 10 run (Janikowski) (10-93-2:46) | 17-31 |

| | MOH | COW |
|----------------|-----------|-----------|
| First Downs | 21 | 27 |
| Rushes | 19-109 | 29-102 |
| Passes | 32-16-235 | 30-24-339 |
| Sacked | 2-20 | 3-31 |
| Fumble | 2 | 0 |
| Penalties | 9-80 | 7-73 |
| Turnovers | 2 | 0 |
| Missed Tackles | 5 | 4 |
| Blitzes | 31 | 19 |
| Time | 22:00 | 38:00 |
| Third Down | 4-11 | 8-15 |
| Fourth Down | 1-2 | 0-0 |
| Red Att/Td/Fg | 3/1/1 | 9/4/1 |
| Net Offense | 324 | 410 |

CHARGERS**33**

PASSING: Josh McCown, 26 of 40, 359 yds, 4 TDs, 0 INT
RUSHING: Javorius Allen, 11C, 55yds, (5.7), 0 TD
RECEIVING: Michael Thomas, 6 for 140yds, 85LG, 2 TDs
DEFENCE: Kevin Minter, 2 T, 2 STF
KICKING: Steven Hauschka, 3 of 4 XPA, 0 of 1 FGA, 3 Pts

BLUE EAGLES**35**

PASSING: Aaron Rodgers, 19 of 29, 201 yds, 2 TDs, 0 INT
RUSHING: TJ Yeldon, 20C, 174yds, (8.7), 1 TD
RECEIVING: Jamison Crowder, 4 for 57yds, 16LG, 1 TD
DEFENCE: Curtis Lofton, 5 T, 2 SK, 2 HUR, 1 FF
KICKING: Dan Carpenter 5 of 5 XPA, 0 of 1 FGA, 5 Pts

12-17-2016 Bluffs Stadium Temp: 40 Wind: 0-5 None MVP: **TJ Yeldon**

| | 1 | 2 | 3 | 4 | Tot |
|------------------------|---|----|----|----|-----|
| 2016 St. Charles (5-5) | 7 | 14 | 6 | 6 | 33 |
| 2015 Scarborough (3-7) | 7 | 0 | 14 | 14 | 35 |

| | | |
|---------------------|--|-------|
| 1 7:32 Scarborough | TD Rodgers 9 pass to Adams (Carpenter) (14-77-7:21) | 0-7 |
| 1 1:47 St. Charles | TD McCown 6 pass to Thomas (Hauschka) (10-70-5:40) | 7-7 |
| 2 11:16 St. Charles | TD McCown 5 pass to Line (Hauschka) (8-85-3:52) | 14-7 |
| 2 4:54 St. Charles | TD McCown 85 pass to Thomas (Hauschka) (5-85-2:57) | 21-7 |
| 3 5:37 St. Charles | TD McCown 1 run (no good) (17-95-9:16) | 27-7 |
| 3 3:49 Scarborough | TD Yeldon 5 run (Carpenter) (8-80-1:48) | 27-14 |
| 3 0:00 Scarborough | TD Howard 3 run (Carpenter) (6-73-2:55) | 27-21 |
| 4 9:15 Scarborough | TD Rodgers 16 pass to Crowder (Carpenter) (10-83-5:11) | 27-28 |
| 4 5:30 Scarborough | TD Upshaw 21 yd fumble recovery (Carpenter) | 27-35 |
| 4 1:55 St. Charles | TD McCown 3 pass to Oliver (2 - failed) (10-72-3:27) | 33-35 |

| | STC | SBE |
|----------------|-----------|-----------|
| First Downs | 32 | 25 |
| Rushes | 29-138 | 28-210 |
| Passes | 40-26-359 | 29-19-201 |
| Sacked | 3-21 | 1-9 |
| Fumble | 2 | 0 |
| Penalties | 8-71 | 2-21 |
| Turnovers | 1 | 0 |
| Missed Tackles | 11 | 4 |
| Blitzes | 18 | 40 |
| Time | 31:00 | 29:00 |
| Third Down | 7-11 | 6-11 |
| Fourth Down | 1-1 | 1-1 |
| Red Att/Td/Fg | 4/4/0 | 5/4/0 |
| Net Offense | 476 | 402 |

PATRIOTS**17**

PASSING: Blake Bortles, 15 of 30, 157 yds, 0 TD, 1 INT
RUSHING: Duke Johnson Jr, 5C, 72yds, (14.4), 1 TD
RECEIVING: Sammy Watkins, 3 for 56yds, 29LG, 0 TD
DEFENCE: Lavonte David, 13 T, 3 STF
KICKING: Rvan Succop, 2 of 2 XPA, 1 of 1 FGA, 5 Pts

SPARTANS**26**

PASSING: Philip Rivers, 32 of 47, 339 yds, 3 TDs, 1 INT
RUSHING: Devonta Freeman, 9C, 40yds, (4.4), 0 TD
RECEIVING: Golden Tate, 9 for 74yds, 10LG, 0 TD
DEFENCE: Eric Kendricks, 4 T, 1 SK, 2 PD, 1 STF
KICKING: Travis Coons, 2 of 3 XPA, 2 of 2 FGA, 8 Pts

12-17-2016 Thermopylae Stadium Temp: 38 Wind: 5-15 None MVP: **Philip Rivers**

| | 1 | 2 | 3 | 4 | Tot |
|------------------------|---|---|----|----|-----|
| 2015 Charleswood (4-6) | 7 | 0 | 10 | 0 | 17 |
| 2015 Pickering (4-6) | 6 | 3 | 7 | 10 | 26 |

Scoring Summary

| | | |
|---------------------|--|-------|
| 1 7:28 Charleswood | TD Johnson Jr. 32 run (Succop) (7-94-4:28) | 7-0 |
| 1 4:15 Pickering | TD Rivers 28 pass to Freeman (no good) (6-60-3:13) | 7-6 |
| 2 12:49 Pickering | FG Coons 31 (6-25-1:49) | 7-9 |
| 3 10:08 Charleswood | FG Succop 38 (9-60-4:48) | 10-9 |
| 3 4:06 Pickering | TD Rivers 7 pass to Bennett (Coons) (12-80-6:02) | 10-16 |
| 3 0:20 Charleswood | TD Miller 11 run (Succop) (1-11-0:12) | 17-16 |
| 4 12:29 Pickering | TD Rivers 7 pass to Bennett (Coons) (6-80-2:51) | 17-23 |
| 4 7:12 Pickering | FG Coons 42 (8-39-3:30) | 17-26 |

| | CHP | PIC |
|----------------|-----------|-----------|
| First Downs | 16 | 25 |
| Rushes | 19-172 | 19-65 |
| Passes | 30-15-157 | 47-32-339 |
| Sacked | 3-24 | 0-0 |
| Fumble | 0 | 0 |
| Penalties | 8-36 | 4-35 |
| Turnovers | 1 | 1 |
| Missed Tackles | 3 | 5 |
| Blitzes | 43 | 8 |
| Time | 26:56 | 33:04 |
| Third Down | 1-9 | 4-11 |
| Fourth Down | 0-2 | 0-0 |
| Red Att/Td/Fg | 4/1/1 | 3/2/1 |
| Net Offense | 305 | 404 |

TRIUMPH**28**

PASSING: Carson Palmer, 19 of 34, 267 yds, 3 TDs, 1 INT
RUSHING: Doug Martin, 21C, 91yds, (4.3), 0 TD
RECEIVING: Antonio Brown, 8 for 105yds, 34G, 2 TDs
DEFENCE: Ziggy Ansah, 3 T, 1 SK, 1 STF, 2 HUR
KICKING: Robert Aguayo, 4 of 4 XPA, 4 Pts

NORTH STARS**24**

PASSING: Tyrod Taylor, 18 of 34, 282 yds, 3 TDs, 0 INT
RUSHING: David Johnson, 12C, 49yds, (3.8), 0 TD
RECEIVING: Demaryius Thomas, 3 for 93yds, 68LG, 2 TDs
DEFENCE: Cameron Jordan, 5 T, 1 SK, 1 PD, 2 STF, 2 HUR
KICKING: Josh Brown, 3 of 3 XPA, 1 of 1 FGA, 6 Pts

12-17-2016 The Dawg Pound Temp: 47 Wind: 0-10 None MVP: **Carson Palmer**

| | 1 | 2 | 3 | 4 | Tot |
|-------------------------|---|----|----|---|-----|
| 2015 Twin Cities (10-0) | 0 | 14 | 7 | 7 | 28 |
| 2015 Markham (8-2) | 0 | 3 | 14 | 7 | 24 |

Scoring Summary

| | | |
|---------------------|--|-------|
| 2 12:56 Twin Cities | TD Palmer 34 pass to Brown (Aguayo) (11-77-5:49) | 7-0 |
| 2 11:38 Twin Cities | TD Harris Jr. 21 yd fumble recovery (Aguayo) | 14-0 |
| 2 0:00 Markham | FG Brown 34 (11-48-2:04) | 14-3 |
| 3 13:09 Markham | TD Taylor 68 pass to Thomas (Brown,J) (3-86-1:45) | 14-10 |
| 3 6:18 Markham | TD Taylor 11 pass to Thomas (Brown,J) (9-63-4:28) | 14-17 |
| 3 0:56 Twin Cities | TD Palmer 13 pass to Vereen (Aguayo) (14-80-5:22) | 21-17 |
| 4 7:30 Markham | TD Taylor 23 pass to Marshall (Brown,J) (13-92-8:25) | 21-24 |
| 4 3:15 Twin Cities | TD Palmer 7 pass to Brown (Aguayo) (7-81-2:10) | 28-24 |

| | TCT | MAR |
|----------------|-----------|-----------|
| First Downs | 25 | 20 |
| Rushes | 29-113 | 26-136 |
| Passes | 34-19-267 | 34-18-282 |
| Sacked | 3-23 | 2-13 |
| Fumble | 0 | 2 |
| Penalties | 3-25 | 14-133 |
| Turnovers | 1 | 1 |
| Missed Tackles | 3 | 12 |
| Blitzes | 15 | 23 |
| Time | 30:17 | 29:43 |
| Third Down | 7-14 | 7-13 |
| Fourth Down | 0-3 | 0-1 |
| Red Att/Td/Fg | 3/2/0 | 1/1/0 |
| Net Offense | 357 | 405 |

VIOLATORS



25

PASSING: Derek Carr, 25 of 36, 318 yds, 3 TDs, 0 INT
RUSHING: Mark Ingram, 25C, 94yds, (3.8), 0 TD
RECEIVING: Michael Floyd, 5 for 124yds, 59LG, 1 TD
DEFENCE: Noah Spence, 4 T, 2 SK, 1 STF, 1 HUR
KICKING: Josh Scobee, 1 of 4 XPA, 0 of 1 FGA, 1 Pt

WRECKING BALL



0

PASSING: Brian Hoyer, 17 of 24, 120 yds, 0 TD, 1 INT
RUSHING: Isaiah Crowell, 11C, 46yds, (4.2), 0 TD
RECEIVING: Antonio Gates, 5 for 38yds, 11LG, 0 TD
DEFENCE: Stephon Tulloch, 7 T, 2 STF
KICKING: Chris Boswell, 0 of 1 FPA, 0 Pts

12-17-2016 Stone Poney Shore Temp: 53 Wind: Calm None MVP: **Derek Carr**

| | 1 | 2 | 3 | 4 | Tot |
|-----------------------|---|----|---|---|-----|
| 2015 Virden (4-6) | 0 | 12 | 6 | 7 | 25 |
| 2016 New Jersey (2-8) | 0 | 0 | 0 | 0 | 0 |

Scoring Summary

| | | |
|----------------|---|------|
| 2 5:00 Virden | TD Carr 34 pass to Floyd (no good) (13-95-6:54) | 6-0 |
| 2 0:24 Virden | TD McCluster 7 run (no good) (11-77-3:02) | 12-0 |
| 3 11:55 Virden | TD Carr 5 pass to Ingram (no good) (7-80-3:05) | 18-0 |
| 4 10:35 Virden | TD Carr 10 pass to Cooper (Scobee) (14-68-6:01) | 25-0 |

| | VV | NJ |
|----------------|-----------|-----------|
| First Downs | 29 | 12 |
| Rushes | 37-127 | 12-46 |
| Passes | 36-25-318 | 27-19-139 |
| Sacked | 0-0 | 5-33 |
| Fumble | 0 | 0 |
| Penalties | 4-41 | 7-45 |
| Turnovers | 0 | 1 |
| Missed Tackles | 1 | 6 |
| Blitzes | 7 | 7 |
| Time | 36:22 | 23:38 |
| Third Down | 8-13 | 3-10 |
| Fourth Down | 0-0 | 0-0 |
| Red Att/Td/Fg | 4/3/0 | 1/0/0 |
| Net Offense | 445 | 152 |

CADILLAC



6

PASSING: Case Keenum, 5 of 15, 79 yds, 0 TD, 0 INT
RUSHING: Marshawn Lynch, 10C, 38yds, (3.8), 0 TD
RECEIVING: Pharoh Cooper, 3 for 72yds, 49LG, 0 TD
DEFENCE: Brian Robison, 11 T, 2 STF, 2 HUR
KICKING: Stephen Gostkowski, 2 of 2 FGA, 6 Pts

EXCALIBURS



34

PASSING: Tom Brady, 21 of 25, 269 yds, 4 TDs, 2 INTs
RUSHING: Derrick Henry, 14C, 56yds, (4.0), 0 TD
RECEIVING: James Jones, 6 for 81yds, 26LG, 1 TD
DEFENCE: William Hayes, 3 T, 2 SK, 1 HUR, 1 FF
KICKING: Blair Walsh, 4 of 4 XPA, 2 of 2 FGA, 10 Pts

12-18-2016 Camelot Temp: 1 Wind: None MVP: **Tom Brady**

| | 1 | 2 | 3 | 4 | Tot |
|--------------------|---|----|---|---|-----|
| 2016 Erieau (0-10) | 3 | 3 | 0 | 0 | 6 |
| 2015 York (5-5) | 7 | 21 | 3 | 3 | 34 |

Scoring Summary

| | | |
|---------------|--|------|
| 1 7:49 York | TD Brady 27 pass to Thomas (Walsh,B) (2-31-0:52) | 0-7 |
| 1 1:43 Erieau | FG Gostkowski 42 (10-38-5:53) | 3-7 |
| 2 12:32 York | TD Brady 7 pass to Ertz (Walsh,B) (7-81-3:01) | 3-14 |
| 2 7:39 Erieau | FG Gostkowski 25 (9-70-4:44) | 6-14 |
| 2 2:14 York | TD Brady 17 pass to Jones (Walsh,B) (10-87-5:18) | 6-21 |
| 2 0:34 York | TD Brady 3 pass to Ertz (Walsh,B) (6-47-0:48) | 6-28 |
| 3 0:19 York | FG Walsh 31 (13-67-10:50) | 6-31 |
| 4 7:17 York | FG Walsh 40 (10-23-6:01) | 6-34 |

| | ERI | YOR |
|----------------|----------|-----------|
| First Downs | 6 | 23 |
| Rushes | 17-34 | 39-128 |
| Passes | 22-9-109 | 25-21-269 |
| Sacked | 4-25 | 2-17 |
| Fumble | 2 | 0 |
| Penalties | 6-32 | 4-20 |
| Turnovers | 2 | 2 |
| Missed Tackles | 6 | 1 |
| Blitzes | 13 | 23 |
| Time | 20:58 | 39:02 |
| Third Down | 3-12 | 4-11 |
| Fourth Down | 0-0 | 2-3 |
| Red Att/Td/Fg | 2/0/2 | 8/3/2 |
| Net Offense | 118 | 380 |

MUSTANGS



28

PASSING: Matt Ryan, 26 of 32, 331 yds, 2 TDs, 0 INT
RUSHING: Rashad Jennings, 11C, 55yds, (5.0), 1 TD
RECEIVING: Anquan Boldin, 7 for 118yds, 29LG, 0 TD
DEFENCE: Patrick Peterson, 3 T, 1 INT (17yds-TD)
KICKING: Mason Crosby, 4 of 4 XPA, 0 of 1 FGA, 4 Pts

MONARCHS



10

PASSING: Eli Manning, 13 of 24, 120 yds, 1 TD, 1 INT
RUSHING: Chris Ivory, 16C, 126yds, (7.9), 0 TD
RECEIVING: Allen Hurns, 3 for 41yds, 16LG, 0 TD
DEFENCE: Khalil Mack, 5 T, 2 HUR
KICKING: Josh Lambo, 1 of 1 XPA, 1 of 1 FGA, 4 Pts







12-17-2016 HMK Royal Coliseum Temp: 45 Wind: 0-10 None MVP: **Matt Ryan**

| | 1 | 2 | 3 | 4 | Tot |
|--------------------------|---|----|----|---|-----|
| 2015 Aurora (8-2) | 0 | 14 | 14 | 0 | 28 |
| 2015 Mission Viejo (4-6) | 0 | 3 | 0 | 7 | 10 |

Scoring Summary

| | | |
|----------------------|---|-------|
| 2 13:32 Aurora | TD Jennings 6 run (Crosby) (10-99-6:02) | 7-0 |
| 2 6:32 Mission Viejo | FG Lambo 27 (12-65-6:51) | 7-3 |
| 2 0:41 Aurora | TD Ryan 13 pass to Edelman (Crosby) (11-80-5:51) | 14-3 |
| 3 5:21 Aurora | TD Ryan 13 pass to Jennings (Crosby) (11-85-6:27) | 21-3 |
| 3 5:11 Aurora | TD Peterson 17 interception return (Crosby) | 28-3 |
| 4 4:15 Mission Viejo | TD Manning 16 pass to Huff (Lambo) (9-56-5:31) | 28-10 |

| | AUR | MVM |
|----------------|-----------|-----------|
| First Downs | 26 | 19 |
| Rushes | 22-89 | 28-184 |
| Passes | 32-26-331 | 24-13-120 |
| Sacked | 0-0 | 2-9 |
| Fumble | 1 | 2 |
| Penalties | 5-46 | 5-31 |
| Turnovers | 1 | 2 |
| Missed Tackles | 9 | 3 |
| Blitzes | 20 | 17 |
| Time | 31:16 | 28:44 |
| Third Down | 6-8 | 2-8 |
| Fourth Down | 0-0 | 2-4 |
| Red Att/Td/Fg | 5/3/0 | 4/1/1 |
| Net Offense | 420 | 295 |

| | | | | | | | | | | | | | | | | | | | | | | | | | | | | | | | | | | | | | | | | | | | | | | | | | | | | | | | | | | | | | | | | | | | |
|---|-----------|---|---|---|-----|--|---|---|---|---|-----|---------------------------|---|----|---|---|----|------------------------|---|----|---|----|----|---|--|-------------|----|----|--------|-------|--------|--------|-----------|-----------|--------|------|------|--------|---|---|-----------|------|-------|-----------|---|---|----------------|----|---|---------|----|----|------|-------|-------|------------|------|------|-------------|-----|-----|---------------|-------|-------|-------------|-----|-----|
| <div>WOLVERINES</div> <div></div> <div>3</div> | | <div>PASSING: Ryan Tannehill, 14 of 24, 86 yds, 0 TDs, 1 INT</div> <div>RUSHING: James Starks, 13C, 28yds, (2.2), 0 TD</div> <div>RECEIVNG: Dwayne Harris, 3 for 24yds, 10LG, 0 TD</div> <div>DEFENCE: Everson Griffen, 3 T, 2 SK, 1 PD, 3 HUR</div> <div>KICKING: Mike Nugent. 1 of 1 FGA. 3 Pts</div> | | <div>CONVICTS</div> <div></div> <div>27</div> | | <div>PASSING: Cam Newton, 19 of 32, 234 yds, 1 TD, 0 INT</div> <div>RUSHING: Adrian Peterson, 26C, 153yds, (5.9), 2 TDs</div> <div>RECEIVNG: AJ Green, 7 for 118yds, 43LG, 1 TD</div> <div>DEFENCE: Aaron Lynch, 13 T, 2 STF</div> <div>KICKING: Dan Bailev. 3 of 3 XPA. 2 of 2 FGA. 9 Pts</div> | | | | | | | | | | | | | | | | | | | | | | | | | | | | | | | | | | | | | | | | | | | | | | | | | | | | | | | | | | | | | |
| <div>12-17-2016 The Big House Temp: 72 Wind: 10-20 None MVP: <i>Adrian Peterson</i></div> <div><table><tr><td></td><td>1</td><td>2</td><td>3</td><td>4</td><td>Tot</td></tr><tr><td>2016 Toronto (2-8)</td><td>0</td><td>0</td><td>0</td><td>3</td><td>3</td></tr><tr><td>2015 Chino (5-5)</td><td>3</td><td>14</td><td>0</td><td>10</td><td>27</td></tr></table></div> <div>Scoring Summary</div> <div><div>1 1:55 Chino FG Bailey 40 (9-57-4:48) 0-3</div><div>2 6:36 Chino TD Newton 43 pass to Green (Bailey,D) (1-43-0:14) 0-10</div><div>2 1:00 Chino TD Peterson 1 run (Bailey,D) (12-77-3:49) 0-17</div><div>4 14:06 Chino TD Peterson 13 run (Bailey,D) (10-78-5:26) 0-24</div><div>4 3:32 Toronto FG Nugent 25 (13-62-5:24) 3-24</div><div>4 1:11 Chino FG Bailey 28 (7-37-2:11) 3-27</div></div> | | | | | | | 1 | 2 | 3 | 4 | Tot | 2016 Toronto (2-8) | 0 | 0 | 0 | 3 | 3 | 2015 Chino (5-5) | 3 | 14 | 0 | 10 | 27 | <div>TOR</div> <div>CHI</div> <div><table><tr><td>First Downs</td><td>9</td><td>24</td></tr><tr><td>Rushes</td><td>24-56</td><td>33-190</td></tr><tr><td>Passes</td><td>24-14-86</td><td>32-19-234</td></tr><tr><td>Sacked</td><td>2-14</td><td>2-17</td></tr><tr><td>Fumble</td><td>1</td><td>1</td></tr><tr><td>Penalties</td><td>8-70</td><td>6-74</td></tr><tr><td>Turnovers</td><td>1</td><td>0</td></tr><tr><td>Missed Tackles</td><td>14</td><td>0</td></tr><tr><td>Blitzes</td><td>19</td><td>14</td></tr><tr><td>Time</td><td>28:41</td><td>31:19</td></tr><tr><td>Third Down</td><td>3-13</td><td>3-10</td></tr><tr><td>Fourth Down</td><td>0-1</td><td>0-3</td></tr><tr><td>Red Att/Td/Fg</td><td>1/0/1</td><td>3/2/1</td></tr><tr><td>Net Offense</td><td>128</td><td>407</td></tr></table></div> | | First Downs | 9 | 24 | Rushes | 24-56 | 33-190 | Passes | 24-14-86 | 32-19-234 | Sacked | 2-14 | 2-17 | Fumble | 1 | 1 | Penalties | 8-70 | 6-74 | Turnovers | 1 | 0 | Missed Tackles | 14 | 0 | Blitzes | 19 | 14 | Time | 28:41 | 31:19 | Third Down | 3-13 | 3-10 | Fourth Down | 0-1 | 0-3 | Red Att/Td/Fg | 1/0/1 | 3/2/1 | Net Offense | 128 | 407 |
| | 1 | 2 | 3 | 4 | Tot | | | | | | | | | | | | | | | | | | | | | | | | | | | | | | | | | | | | | | | | | | | | | | | | | | | | | | | | | | | | | | |
| 2016 Toronto (2-8) | 0 | 0 | 0 | 3 | 3 | | | | | | | | | | | | | | | | | | | | | | | | | | | | | | | | | | | | | | | | | | | | | | | | | | | | | | | | | | | | | | |
| 2015 Chino (5-5) | 3 | 14 | 0 | 10 | 27 | | | | | | | | | | | | | | | | | | | | | | | | | | | | | | | | | | | | | | | | | | | | | | | | | | | | | | | | | | | | | | |
| First Downs | 9 | 24 | | | | | | | | | | | | | | | | | | | | | | | | | | | | | | | | | | | | | | | | | | | | | | | | | | | | | | | | | | | | | | | | | |
| Rushes | 24-56 | 33-190 | | | | | | | | | | | | | | | | | | | | | | | | | | | | | | | | | | | | | | | | | | | | | | | | | | | | | | | | | | | | | | | | | |
| Passes | 24-14-86 | 32-19-234 | | | | | | | | | | | | | | | | | | | | | | | | | | | | | | | | | | | | | | | | | | | | | | | | | | | | | | | | | | | | | | | | | |
| Sacked | 2-14 | 2-17 | | | | | | | | | | | | | | | | | | | | | | | | | | | | | | | | | | | | | | | | | | | | | | | | | | | | | | | | | | | | | | | | | |
| Fumble | 1 | 1 | | | | | | | | | | | | | | | | | | | | | | | | | | | | | | | | | | | | | | | | | | | | | | | | | | | | | | | | | | | | | | | | | |
| Penalties | 8-70 | 6-74 | | | | | | | | | | | | | | | | | | | | | | | | | | | | | | | | | | | | | | | | | | | | | | | | | | | | | | | | | | | | | | | | | |
| Turnovers | 1 | 0 | | | | | | | | | | | | | | | | | | | | | | | | | | | | | | | | | | | | | | | | | | | | | | | | | | | | | | | | | | | | | | | | | |
| Missed Tackles | 14 | 0 | | | | | | | | | | | | | | | | | | | | | | | | | | | | | | | | | | | | | | | | | | | | | | | | | | | | | | | | | | | | | | | | | |
| Blitzes | 19 | 14 | | | | | | | | | | | | | | | | | | | | | | | | | | | | | | | | | | | | | | | | | | | | | | | | | | | | | | | | | | | | | | | | | |
| Time | 28:41 | 31:19 | | | | | | | | | | | | | | | | | | | | | | | | | | | | | | | | | | | | | | | | | | | | | | | | | | | | | | | | | | | | | | | | | |
| Third Down | 3-13 | 3-10 | | | | | | | | | | | | | | | | | | | | | | | | | | | | | | | | | | | | | | | | | | | | | | | | | | | | | | | | | | | | | | | | | |
| Fourth Down | 0-1 | 0-3 | | | | | | | | | | | | | | | | | | | | | | | | | | | | | | | | | | | | | | | | | | | | | | | | | | | | | | | | | | | | | | | | | |
| Red Att/Td/Fg | 1/0/1 | 3/2/1 | | | | | | | | | | | | | | | | | | | | | | | | | | | | | | | | | | | | | | | | | | | | | | | | | | | | | | | | | | | | | | | | | |
| Net Offense | 128 | 407 | | | | | | | | | | | | | | | | | | | | | | | | | | | | | | | | | | | | | | | | | | | | | | | | | | | | | | | | | | | | | | | | | |
| <div>REGULATORS</div> <div></div> <div>0</div> | | <div>PASSING: Kirk Cousins, 25 of 40, 241 yds, 0 TD, 1 INT</div> <div>RUSHING: Ameer Abdullah, 8C, 42yds, (5.3), 0 TD</div> <div>RECEIVNG: Andre Johnson, 4 for 54yds, 31LG, 0 TD</div> <div>DEFENCE: Brandon Graham, 14 T, 2 STF</div> <div>KICKING: Justin Tucker. 0 of 1 FGA. 0 Pts</div> | | <div>CUBS</div> <div></div> <div>15</div> | | <div>PASSING: Russell Wilson, 11 of 22, 109 yds, 1 TD, 0 INT</div> <div>RUSHING: Jeremy Hill, 21C, 115yds, (5.5), 1 TD</div> <div>RECEIVNG: Mike Wallace, 2 for 23yds, 14LG, 0 TD</div> <div>DEFENCE: Muhammad Wilkerson, 4T, 2SK, 1PD, 3HUR, 1FF</div> <div>KICKING: Jason Myers, 0 of 2 XPA, 1 of 2 FGA, 3 Pts</div> | | | | | | | | | | | | | | | | | | | | | | | | | | | | | | | | | | | | | | | | | | | | | | | | | | | | | | | | | | | | | |
| <div>12-17-2016 Joe Ferguson Stadium Temp: 8 Wind: None MVP: <i>Jeremy Hill</i></div> <div><table><tr><td></td><td>1</td><td>2</td><td>3</td><td>4</td><td>Tot</td></tr><tr><td>2015 South Carolina (4-6)</td><td>0</td><td>0</td><td>0</td><td>0</td><td>0</td></tr><tr><td>2015 Iowa City (7-3)</td><td>0</td><td>6</td><td>6</td><td>3</td><td>15</td></tr></table></div> <div>Scoring Summary</div> <div><div>2 11:11 Iowa City TD Wilson 11 pass to Randle (no good) (11-69-7:22) 0-6</div><div>3 9:05 Iowa City TD Hill 1 run (no good) (13-80-5:41) 0-12</div><div>4 3:45 Iowa City FG Myers 27 (13-68-7:08) 0-15</div></div> | | | | | | | 1 | 2 | 3 | 4 | Tot | 2015 South Carolina (4-6) | 0 | 0 | 0 | 0 | 0 | 2015 Iowa City (7-3) | 0 | 6 | 6 | 3 | 15 | <div>SC</div> <div>ICC</div> <div><table><tr><td>First Downs</td><td>18</td><td>20</td></tr><tr><td>Rushes</td><td>17-70</td><td>39-220</td></tr><tr><td>Passes</td><td>40-25-241</td><td>22-11-109</td></tr><tr><td>Sacked</td><td>5-43</td><td>0-0</td></tr><tr><td>Fumble</td><td>3</td><td>0</td></tr><tr><td>Penalties</td><td>8-51</td><td>3-20</td></tr><tr><td>Turnovers</td><td>1</td><td>0</td></tr><tr><td>Missed Tackles</td><td>5</td><td>2</td></tr><tr><td>Blitzes</td><td>13</td><td>7</td></tr><tr><td>Time</td><td>29:52</td><td>30:08</td></tr><tr><td>Third Down</td><td>7-15</td><td>6-13</td></tr><tr><td>Fourth Down</td><td>0-2</td><td>0-0</td></tr><tr><td>Red Att/Td/Fg</td><td>2/0/0</td><td>3/2/1</td></tr><tr><td>Net Offense</td><td>268</td><td>329</td></tr></table></div> | | First Downs | 18 | 20 | Rushes | 17-70 | 39-220 | Passes | 40-25-241 | 22-11-109 | Sacked | 5-43 | 0-0 | Fumble | 3 | 0 | Penalties | 8-51 | 3-20 | Turnovers | 1 | 0 | Missed Tackles | 5 | 2 | Blitzes | 13 | 7 | Time | 29:52 | 30:08 | Third Down | 7-15 | 6-13 | Fourth Down | 0-2 | 0-0 | Red Att/Td/Fg | 2/0/0 | 3/2/1 | Net Offense | 268 | 329 |
| | 1 | 2 | 3 | 4 | Tot | | | | | | | | | | | | | | | | | | | | | | | | | | | | | | | | | | | | | | | | | | | | | | | | | | | | | | | | | | | | | | |
| 2015 South Carolina (4-6) | 0 | 0 | 0 | 0 | 0 | | | | | | | | | | | | | | | | | | | | | | | | | | | | | | | | | | | | | | | | | | | | | | | | | | | | | | | | | | | | | | |
| 2015 Iowa City (7-3) | 0 | 6 | 6 | 3 | 15 | | | | | | | | | | | | | | | | | | | | | | | | | | | | | | | | | | | | | | | | | | | | | | | | | | | | | | | | | | | | | | |
| First Downs | 18 | 20 | | | | | | | | | | | | | | | | | | | | | | | | | | | | | | | | | | | | | | | | | | | | | | | | | | | | | | | | | | | | | | | | | |
| Rushes | 17-70 | 39-220 | | | | | | | | | | | | | | | | | | | | | | | | | | | | | | | | | | | | | | | | | | | | | | | | | | | | | | | | | | | | | | | | | |
| Passes | 40-25-241 | 22-11-109 | | | | | | | | | | | | | | | | | | | | | | | | | | | | | | | | | | | | | | | | | | | | | | | | | | | | | | | | | | | | | | | | | |
| Sacked | 5-43 | 0-0 | | | | | | | | | | | | | | | | | | | | | | | | | | | | | | | | | | | | | | | | | | | | | | | | | | | | | | | | | | | | | | | | | |
| Fumble | 3 | 0 | | | | | | | | | | | | | | | | | | | | | | | | | | | | | | | | | | | | | | | | | | | | | | | | | | | | | | | | | | | | | | | | | |
| Penalties | 8-51 | 3-20 | | | | | | | | | | | | | | | | | | | | | | | | | | | | | | | | | | | | | | | | | | | | | | | | | | | | | | | | | | | | | | | | | |
| Turnovers | 1 | 0 | | | | | | | | | | | | | | | | | | | | | | | | | | | | | | | | | | | | | | | | | | | | | | | | | | | | | | | | | | | | | | | | | |
| Missed Tackles | 5 | 2 | | | | | | | | | | | | | | | | | | | | | | | | | | | | | | | | | | | | | | | | | | | | | | | | | | | | | | | | | | | | | | | | | |
| Blitzes | 13 | 7 | | | | | | | | | | | | | | | | | | | | | | | | | | | | | | | | | | | | | | | | | | | | | | | | | | | | | | | | | | | | | | | | | |
| Time | 29:52 | 30:08 | | | | | | | | | | | | | | | | | | | | | | | | | | | | | | | | | | | | | | | | | | | | | | | | | | | | | | | | | | | | | | | | | |
| Third Down | 7-15 | 6-13 | | | | | | | | | | | | | | | | | | | | | | | | | | | | | | | | | | | | | | | | | | | | | | | | | | | | | | | | | | | | | | | | | |
| Fourth Down | 0-2 | 0-0 | | | | | | | | | | | | | | | | | | | | | | | | | | | | | | | | | | | | | | | | | | | | | | | | | | | | | | | | | | | | | | | | | |
| Red Att/Td/Fg | 2/0/0 | 3/2/1 | | | | | | | | | | | | | | | | | | | | | | | | | | | | | | | | | | | | | | | | | | | | | | | | | | | | | | | | | | | | | | | | | |
| Net Offense | 268 | 329 | | | | | | | | | | | | | | | | | | | | | | | | | | | | | | | | | | | | | | | | | | | | | | | | | | | | | | | | | | | | | | | | | |
| <div>GLADIATORS</div> <div></div> <div>20</div> | | <div>PASSING: Ben Roethlisberger, 13 of 29, 199 yds, 3TDs, 0 INT</div> <div>RUSHING: LeSean McCoy, 15C, 61yds, (4.1), 0 TD</div> <div>RECEIVNG: Jeremy Maclin, 8 for 162yds, 96LG, 2 TD</div> <div>DEFENCE: Mike Daniels, 1 T, 2 PD, 1 STF, 3 HIR, 1 FF</div> <div>KICKING: Cairo Sanots. 2 of 3 XPA. 2 Pts</div> | | <div>KNIGHTS</div> <div></div> <div>21</div> | | <div>PASSING: Teddy Bridgewater, 40 of 56, 481 yds, 3 TDs, 0 INT</div> <div>RUSHING: Frank Gore, 214C, 120yds, (5.7), 1 TD</div> <div>RECEIVNG: Rishard Matthews, for 198yds, 56LG, 3 TDs</div> <div>DEFENCE: Sean Lee, 6 T, 1 PD, 1 STF, 1 FF</div> <div>KICKING: Sam Martin. of 3 of 3 XPA. 0 of 0 FGA. 3Pts</div> | | | | | | | | | | | | | | | | | | | | | | | | | | | | | | | | | | | | | | | | | | | | | | | | | | | | | | | | | | | | | |
| <div>12-18-2016 Round Table Stadium Temp: 82 Wind: 0-10 Rain MVP: <i>Teddy Bridgewater</i></div> <div><table><tr><td></td><td>1</td><td>2</td><td>3</td><td>4</td><td>Tot</td></tr><tr><td>2015 Gwinnett (6-4)</td><td>6</td><td>14</td><td>0</td><td>0</td><td>20</td></tr><tr><td>2015 Los Angeles (7-3)</td><td>0</td><td>7</td><td>7</td><td>7</td><td>21</td></tr></table></div> <div>Scoring Summary</div> <div><div>1 7:41 Gwinnett TD Roethlisberger 96 pass to Maclin (no good) (2-98-0:25) 6-0</div><div>2 14:36 Gwinnett TD Roethlisberger 10 pass to Maclin (Santos) (7-70-3:05) 13-0</div><div>2 9:05 Los Angeles TD Bridgewater 9 pass to Matthews (Martin,S) (11-80-5:31) 13-7</div><div>2 2:24 Gwinnett TD Roethlisberger 4 pass to Chandler (Santos) (14-66-6:36) 20-7</div><div>3 9:04 Los Angeles TD Bridgewater 56 pass to Matthews (Martin,S) (5-91-3:22) 20-14</div><div>4 4:13 Los Angeles TD Bridgewater 15 pass to Matthews (Martin,S) (5-71-1:59) 20-21</div></div> | | | | | | | 1 | 2 | 3 | 4 | Tot | 2015 Gwinnett (6-4) | 6 | 14 | 0 | 0 | 20 | 2015 Los Angeles (7-3) | 0 | 7 | 7 | 7 | 21 | <div>GWG</div> <div>LAK</div> <div><table><tr><td>First Downs</td><td>14</td><td>34</td></tr><tr><td>Rushes</td><td>18-66</td><td>22-84</td></tr><tr><td>Passes</td><td>29-13-199</td><td>56-40-481</td></tr><tr><td>Sacked</td><td>2-7</td><td>3-23</td></tr><tr><td>Fumble</td><td>1</td><td>1</td></tr><tr><td>Penalties</td><td>5-30</td><td>12-99</td></tr><tr><td>Turnovers</td><td>0</td><td>0</td></tr><tr><td>Missed Tackles</td><td>6</td><td>6</td></tr><tr><td>Blitzes</td><td>2</td><td>16</td></tr><tr><td>Time</td><td>21:02</td><td>38:58</td></tr><tr><td>Third Down</td><td>3-12</td><td>4-13</td></tr><tr><td>Fourth Down</td><td>0-2</td><td>1-5</td></tr><tr><td>Red Att/Td/Fg</td><td>2/2/0</td><td>6/2/0</td></tr><tr><td>Net Offense</td><td>258</td><td>542</td></tr></table></div> | | First Downs | 14 | 34 | Rushes | 18-66 | 22-84 | Passes | 29-13-199 | 56-40-481 | Sacked | 2-7 | 3-23 | Fumble | 1 | 1 | Penalties | 5-30 | 12-99 | Turnovers | 0 | 0 | Missed Tackles | 6 | 6 | Blitzes | 2 | 16 | Time | 21:02 | 38:58 | Third Down | 3-12 | 4-13 | Fourth Down | 0-2 | 1-5 | Red Att/Td/Fg | 2/2/0 | 6/2/0 | Net Offense | 258 | 542 |
| | 1 | 2 | 3 | 4 | Tot | | | | | | | | | | | | | | | | | | | | | | | | | | | | | | | | | | | | | | | | | | | | | | | | | | | | | | | | | | | | | | |
| 2015 Gwinnett (6-4) | 6 | 14 | 0 | 0 | 20 | | | | | | | | | | | | | | | | | | | | | | | | | | | | | | | | | | | | | | | | | | | | | | | | | | | | | | | | | | | | | | |
| 2015 Los Angeles (7-3) | 0 | 7 | 7 | 7 | 21 | | | | | | | | | | | | | | | | | | | | | | | | | | | | | | | | | | | | | | | | | | | | | | | | | | | | | | | | | | | | | | |
| First Downs | 14 | 34 | | | | | | | | | | | | | | | | | | | | | | | | | | | | | | | | | | | | | | | | | | | | | | | | | | | | | | | | | | | | | | | | | |
| Rushes | 18-66 | 22-84 | | | | | | | | | | | | | | | | | | | | | | | | | | | | | | | | | | | | | | | | | | | | | | | | | | | | | | | | | | | | | | | | | |
| Passes | 29-13-199 | 56-40-481 | | | | | | | | | | | | | | | | | | | | | | | | | | | | | | | | | | | | | | | | | | | | | | | | | | | | | | | | | | | | | | | | | |
| Sacked | 2-7 | 3-23 | | | | | | | | | | | | | | | | | | | | | | | | | | | | | | | | | | | | | | | | | | | | | | | | | | | | | | | | | | | | | | | | | |
| Fumble | 1 | 1 | | | | | | | | | | | | | | | | | | | | | | | | | | | | | | | | | | | | | | | | | | | | | | | | | | | | | | | | | | | | | | | | | |
| Penalties | 5-30 | 12-99 | | | | | | | | | | | | | | | | | | | | | | | | | | | | | | | | | | | | | | | | | | | | | | | | | | | | | | | | | | | | | | | | | |
| Turnovers | 0 | 0 | | | | | | | | | | | | | | | | | | | | | | | | | | | | | | | | | | | | | | | | | | | | | | | | | | | | | | | | | | | | | | | | | |
| Missed Tackles | 6 | 6 | | | | | | | | | | | | | | | | | | | | | | | | | | | | | | | | | | | | | | | | | | | | | | | | | | | | | | | | | | | | | | | | | |
| Blitzes | 2 | 16 | | | | | | | | | | | | | | | | | | | | | | | | | | | | | | | | | | | | | | | | | | | | | | | | | | | | | | | | | | | | | | | | | |
| Time | 21:02 | 38:58 | | | | | | | | | | | | | | | | | | | | | | | | | | | | | | | | | | | | | | | | | | | | | | | | | | | | | | | | | | | | | | | | | |
| Third Down | 3-12 | 4-13 | | | | | | | | | | | | | | | | | | | | | | | | | | | | | | | | | | | | | | | | | | | | | | | | | | | | | | | | | | | | | | | | | |
| Fourth Down | 0-2 | 1-5 | | | | | | | | | | | | | | | | | | | | | | | | | | | | | | | | | | | | | | | | | | | | | | | | | | | | | | | | | | | | | | | | | |
| Red Att/Td/Fg | 2/2/0 | 6/2/0 | | | | | | | | | | | | | | | | | | | | | | | | | | | | | | | | | | | | | | | | | | | | | | | | | | | | | | | | | | | | | | | | | |
| Net Offense | 258 | 542 | | | | | | | | | | | | | | | | | | | | | | | | | | | | | | | | | | | | | | | | | | | | | | | | | | | | | | | | | | | | | | | | | |

WEEK TEN

STANDINGS

| PACIFIC CONFERENCE | | | | | | | | | | | | |
|---------------------|----|----|---|-----|-----|------|-----|------|-------|-------|-------|-------|
| East | W | L | T | Pct | Pts | Ave | Opp | Ave | Diff | Home | Div | Conf |
| Brooklin | 5 | 5 | 0 | 0.5 | 294 | 29.4 | 273 | 27.3 | 2.1 | 3 3 0 | 1 2 0 | 3 3 0 |
| Mohave | 5 | 5 | 0 | 0.5 | 245 | 24.5 | 249 | 24.9 | -0.4 | 3 1 0 | 2 1 0 | 3 3 0 |
| St. Charles | 5 | 5 | 0 | 0.5 | 204 | 20.4 | 221 | 22.1 | -1.7 | 3 2 0 | 3 0 0 | 4 2 0 |
| Carthage | 2 | 8 | 0 | 0.2 | 203 | 20.3 | 318 | 31.8 | -11.5 | 0 5 0 | 0 3 0 | 1 5 0 |
| Central | W | L | T | Pct | Pts | Ave | Opp | Ave | Diff | Home | Div | Conf |
| Twin Cities | 10 | 0 | 0 | 1 | 340 | 34 | 159 | 15.9 | 18.1 | 4 0 0 | 2 0 0 | 6 0 0 |
| Charleswood | 4 | 6 | 0 | 0.4 | 195 | 19.5 | 194 | 19.4 | 0.1 | 1 4 0 | 1 1 0 | 4 2 0 |
| Virden | 4 | 6 | 0 | 0.4 | 193 | 19.3 | 210 | 21 | -1.7 | 3 3 0 | 1 1 0 | 3 3 0 |
| Erieau | 0 | 10 | 0 | 0 | 92 | 9.2 | 299 | 29.9 | -20.7 | 0 5 0 | 0 2 0 | 0 6 0 |
| West | W | L | T | Pct | Pts | Ave | Opp | Ave | Diff | Home | Div | Conf |
| Iowa City | 7 | 3 | 0 | 0.7 | 229 | 22.9 | 159 | 15.9 | 7 | 2 3 0 | 3 0 0 | 4 2 0 |
| Los Angeles | 7 | 3 | 0 | 0.7 | 204 | 20.4 | 118 | 11.8 | 8.6 | 4 1 0 | 2 1 0 | 4 2 0 |
| Chino | 5 | 5 | 0 | 0.5 | 227 | 22.7 | 254 | 25.4 | -2.7 | 3 2 0 | 0 3 0 | 2 4 0 |
| Mission Viejo | 4 | 6 | 0 | 0.4 | 159 | 15.9 | 224 | 22.4 | -6.5 | 3 2 0 | 1 2 0 | 2 4 0 |
| ATLANTIC CONFERENCE | | | | | | | | | | | | |
| North | W | L | T | Pct | Pts | Ave | Opp | Ave | Diff | Home | Div | Conf |
| Sebastian | 9 | 1 | 0 | 0.9 | 307 | 30.7 | 156 | 15.6 | 15.1 | 4 1 0 | 2 1 0 | 5 1 0 |
| Cowtown | 7 | 3 | 0 | 0.7 | 231 | 23.1 | 216 | 21.6 | 1.5 | 4 1 0 | 2 1 0 | 4 2 0 |
| Durham | 4 | 6 | 0 | 0.4 | 246 | 24.6 | 204 | 20.4 | 4.2 | 4 2 0 | 1 2 0 | 2 4 0 |
| Scarborough | 3 | 7 | 0 | 0.3 | 182 | 18.2 | 283 | 28.3 | -10.1 | 2 2 0 | 1 2 0 | 2 4 0 |
| Atlantic | W | L | T | Pct | Pts | Ave | Opp | Ave | Diff | Home | Div | Conf |
| Markham | 8 | 2 | 0 | 0.8 | 273 | 27.3 | 135 | 13.5 | 13.8 | 5 1 0 | 2 0 0 | 5 1 0 |
| York | 5 | 5 | 0 | 0.5 | 198 | 19.8 | 164 | 16.4 | 3.4 | 2 3 0 | 1 1 0 | 2 4 0 |
| Pickering | 4 | 6 | 0 | 0.4 | 171 | 17.1 | 250 | 25 | -7.9 | 2 2 0 | 1 1 0 | 1 5 0 |
| New Jersey | 2 | 8 | 0 | 0.2 | 115 | 11.5 | 245 | 24.5 | -13 | 1 4 0 | 0 2 0 | 0 6 0 |
| South | W | L | T | Pct | Pts | Ave | Opp | Ave | Diff | Home | Div | Conf |
| Aurora | 8 | 2 | 0 | 0.8 | 283 | 28.3 | 165 | 16.5 | 11.8 | 5 0 0 | 2 1 0 | 4 2 0 |
| Gwinnett | 6 | 4 | 0 | 0.6 | 296 | 29.6 | 237 | 23.7 | 5.9 | 4 1 0 | 3 0 0 | 5 1 0 |
| South Carolina | 4 | 6 | 0 | 0.4 | 184 | 18.4 | 228 | 22.8 | -4.4 | 2 3 0 | 1 2 0 | 4 2 0 |
| Toronto | 2 | 8 | 0 | 0.2 | 131 | 13.1 | 241 | 24.1 | -11 | 1 4 0 | 0 3 0 | 2 4 0 |

PASSING

| Rk | Player | Team | Att | Cmp | C% | Yards | In | I% | Lg | TD | TD% | Rate |
|----|-------------|------|-----|-----|------|-------|----|-----|----|----|------|-------|
| 1 | Palmer,C | TCT | 309 | 184 | 59.5 | 2793 | 9 | 2.9 | 65 | 32 | 10.4 | 111.8 |
| 2 | Dalton | SS | 171 | 115 | 67.3 | 1680 | 4 | 2.3 | 82 | 10 | 5.8 | 108.8 |
| 3 | Taylor,T | MAR | 254 | 159 | 62.6 | 1902 | 1 | 0.4 | 68 | 17 | 6.7 | 106.1 |
| 4 | Bridgewater | LAK | 357 | 237 | 66.4 | 2654 | 1 | 0.3 | 75 | 20 | 5.6 | 105.9 |
| 5 | Roethlisbe | GWG | 231 | 147 | 63.6 | 2126 | 9 | 3.9 | 96 | 19 | 8.2 | 104.6 |
| 6 | Smith,A | BRH | 286 | 169 | 59.1 | 2365 | 5 | 1.7 | 73 | 22 | 7.7 | 104.1 |
| 7 | Winston,J | SS | 170 | 102 | 60 | 1315 | 2 | 1.2 | 91 | 12 | 7.1 | 102.9 |
| 8 | Hasselbeck | COW | 182 | 127 | 69.8 | 1487 | 5 | 2.7 | 60 | 10 | 5.5 | 101.1 |
| 9 | Wilson,R | ICC | 261 | 155 | 59.4 | 2197 | 6 | 2.3 | 73 | 18 | 6.9 | 100.1 |
| 10 | Brees | DTL | 308 | 183 | 59.4 | 2106 | 5 | 1.6 | 60 | 22 | 7.1 | 97.1 |
| 11 | Newton,C | CHI | 327 | 200 | 61.2 | 2314 | 5 | 1.5 | 78 | 13 | 4 | 89.4 |
| 12 | Brady,T | YOR | 320 | 185 | 57.8 | 2415 | 7 | 2.2 | 80 | 16 | 5 | 89.3 |
| 13 | Rivers,P | PIC | 295 | 174 | 59 | 2058 | 7 | 2.4 | 66 | 16 | 5.4 | 88.5 |
| 14 | Ryan,M | AUR | 336 | 209 | 62.2 | 2544 | 12 | 3.6 | 52 | 17 | 5.1 | 87.5 |
| 15 | Cousins,K | SC | 397 | 248 | 62.5 | 2600 | 9 | 2.3 | 78 | 18 | 4.5 | 87.1 |
| 16 | Carr,D | VV | 325 | 197 | 60.6 | 2451 | 9 | 2.8 | 75 | 14 | 4.3 | 86.8 |
| 17 | Flacco | COW | 144 | 92 | 63.9 | 927 | 4 | 2.8 | 47 | 6 | 4.2 | 84.5 |
| 18 | Mariota | CAR | 212 | 114 | 53.8 | 1532 | 7 | 3.3 | 73 | 12 | 5.7 | 82.1 |
| 19 | Manning,E | MVM | 302 | 183 | 60.6 | 1902 | 7 | 2.3 | 80 | 11 | 3.6 | 81.3 |
| 20 | Fitzpatric | MOH | 325 | 171 | 52.6 | 2054 | 9 | 2.8 | 60 | 18 | 5.5 | 79.2 |
| 21 | Bortles | CHP | 360 | 201 | 55.8 | 2244 | 8 | 2.2 | 70 | 14 | 3.9 | 78.3 |
| 22 | Tannehill | TOR | 289 | 165 | 57.1 | 1828 | 6 | 2.1 | 66 | 6 | 2.1 | 74.3 |
| 23 | Rodgers,A | SBE | 327 | 165 | 50.5 | 1745 | 8 | 2.4 | 71 | 10 | 3.1 | 66.4 |
| 24 | Lynch,P | ERI | 159 | 82 | 51.6 | 801 | 7 | 4.4 | 54 | 4 | 2.5 | 56.1 |
| 25 | Smith,G | DTL | 20 | 13 | 65 | 211 | 0 | 0 | 45 | 2 | 10 | 133.5 |
| 26 | Weeden | MAR | 60 | 47 | 78.3 | 534 | 0 | 0 | 57 | 5 | 8.3 | 131.5 |
| 27 | Luck | MOH | 3 | 2 | 66.7 | 44 | 0 | 0 | 23 | 0 | 0 | 109.7 |
| 28 | McCown,L | MVM | 10 | 7 | 70 | 100 | 0 | 0 | 19 | 0 | 0 | 102.1 |
| 29 | Bradford,S | GWG | 108 | 72 | 66.7 | 880 | 4 | 3.7 | 81 | 8 | 7.4 | 100.8 |
| 30 | Wentz | STC | 132 | 77 | 58.3 | 1070 | 3 | 2.3 | 74 | 10 | 7.6 | 100.3 |

| Rk | Yards/Attempt | Team | Avg | Rk | Yards/Completion | Team | Avg | Rk | Times Sacked | Team | No |
|----|----------------|------|-----|----|------------------|------|------|----|--------------|------|----|
| 1 | Dalton | SS | 9.8 | 1 | Palmer,C | TCT | 15.2 | 1 | Cousins,K | SC | 30 |
| 2 | Roethlisberger | GWG | 9.2 | 2 | Dalton | SS | 14.6 | 2 | Carr,D | VV | 29 |
| 3 | Palmer,C | TCT | 9 | 3 | Roethlisberger | GWG | 14.5 | 3 | Newton,C | CHI | 28 |
| 4 | Wilson,R | ICC | 8.4 | 4 | Wilson,R | ICC | 14.2 | 4 | Bridgewater | LAK | 25 |
| 5 | Smith,A | BRH | 8.3 | 5 | Smith,A | BRH | 14 | 5 | Tannehill | TOR | 25 |

| Rk | Yards/Game | Team | Avg | Rk | Pass Gains 25+ | Team | No. | Rk | Bad Passes | Team | No. |
|----|----------------|------|-----|----|----------------|------|-----|----|-------------|------|-----|
| 1 | Roethlisberger | GWG | 304 | 1 | Palmer,C | TCT | 23 | 1 | Carr,D | VV | 37 |
| 2 | Dalton | SS | 280 | 2 | Wilson,R | ICC | 21 | 2 | Newton,C | CHI | 31 |
| 3 | Palmer,C | TCT | 279 | 3 | Carr,D | VV | 18 | 3 | Cousins,K | SC | 29 |
| 4 | Bridgewater | LAK | 265 | 4 | Smith,A | BRH | 17 | 4 | Brees | DTL | 26 |
| 5 | Cousins,K | SC | 260 | 5 | Brady,T | YOR | 17 | 5 | Fitzpatrick | MOH | 26 |

RUSHING

RECEIVING

| Rk | Player | Team | Att | Yds | Ave | Lg | TD | Rk | Player | Team | No | Yds | Ave | Lg | TD |
|----|------------|------|-----|------|-----|----|----|----|------------|------|----|------|------|----|----|
| 1 | Peterson,A | CHI | 204 | 1041 | 5.1 | 46 | 6 | 1 | Fitzgerald | COW | 75 | 806 | 10.7 | 53 | 10 |
| 2 | Martin,D | TCT | 177 | 958 | 5.4 | 27 | 9 | 2 | Brown,A | TCT | 72 | 1236 | 17.2 | 55 | 18 |
| 3 | Stewart,J | BRH | 146 | 860 | 5.9 | 41 | 10 | 3 | Green,A | CHI | 71 | 999 | 14.1 | 73 | 8 |
| 4 | Ivory | MVM | 128 | 780 | 6.1 | 39 | 5 | 4 | Cooper,A | VV | 70 | 1006 | 14.4 | 55 | 7 |
| 5 | Jennings,R | AUR | 141 | 725 | 5.1 | 56 | 5 | 5 | Matthews,J | LAK | 65 | 743 | 11.4 | 64 | 10 |
| 6 | Hillman | MOH | 128 | 721 | 5.6 | 62 | 4 | 6 | Cooks | LAK | 65 | 921 | 14.2 | 75 | 2 |
| 7 | Miller,L | CHP | 154 | 721 | 4.7 | 28 | 4 | 7 | Maclin | GWG | 64 | 1097 | 17.1 | 96 | 13 |
| 8 | Elliott,E | VV | 164 | 718 | 4.4 | 20 | 5 | 8 | Jones,J | MOH | 61 | 756 | 12.4 | 38 | 5 |
| 9 | Gore | LAK | 176 | 705 | 4 | 22 | 3 | 9 | Evans,M | COW | 56 | 782 | 14 | 53 | 1 |
| 10 | McFadden,D | DTL | 121 | 667 | 5.5 | 27 | 2 | 10 | Boldin | AUR | 56 | 812 | 14.5 | 49 | 4 |
| 11 | Gurley | COW | 117 | 658 | 5.6 | 30 | 5 | 11 | Gates | NJ | 56 | 482 | 8.6 | 24 | 3 |
| 12 | Blount | COW | 115 | 628 | 5.5 | 46 | 5 | 12 | Woodhead | CHI | 55 | 546 | 9.9 | 69 | 2 |
| 13 | Freeman,D | PIC | 136 | 592 | 4.4 | 27 | 2 | 13 | Baldwin,D | SS | 51 | 1032 | 20.2 | 91 | 9 |
| 14 | Forsett | SS | 87 | 540 | 6.2 | 38 | 2 | 14 | Decker | DTL | 51 | 537 | 10.5 | 26 | 9 |
| 15 | Johnson,C | NJ | 129 | 530 | 4.1 | 58 | 2 | 15 | Landry,J | GWG | 48 | 725 | 15.1 | 77 | 6 |
| 16 | Hill,J | ICC | 112 | 528 | 4.7 | 55 | 3 | 16 | Tate,G | PIC | 46 | 414 | 9 | 20 | 1 |
| 17 | Sims,C | SBE | 81 | 528 | 6.5 | 47 | 2 | 17 | Johnson,C | DTL | 46 | 734 | 16 | 60 | 8 |
| 18 | Anderson,C | SS | 82 | 516 | 6.3 | 28 | 8 | 18 | Gronkowski | BRH | 46 | 733 | 15.9 | 59 | 9 |
| 19 | Lacy | CAR | 112 | 504 | 4.5 | 38 | 2 | 19 | Witten | CHP | 46 | 448 | 9.7 | 26 | 3 |
| 20 | Bernard | YOR | 119 | 502 | 4.2 | 33 | 2 | 20 | Marshall,B | MAR | 45 | 773 | 17.2 | 60 | 8 |
| 21 | LangfordJ | CAR | 84 | 496 | 5.9 | 24 | 3 | 21 | Hopkins,D | BRH | 45 | 899 | 20 | 73 | 5 |
| 22 | Drake | AUR | 61 | 460 | 7.5 | 79 | 3 | 22 | Bryant,M | VV | 44 | 712 | 16.2 | 75 | 3 |
| 23 | Lynch,M | ERI | 113 | 453 | 4 | 26 | 1 | 23 | Hurns | MVM | 43 | 682 | 15.9 | 66 | 4 |
| 24 | Johnson,D | MAR | 78 | 452 | 5.8 | 43 | 0 | 24 | Hilton | DTL | 43 | 767 | 17.8 | 71 | 6 |
| 25 | Murray,D | TOR | 120 | 443 | 3.7 | 25 | 0 | 25 | Ginn Jr. | SC | 42 | 661 | 15.7 | 78 | 3 |

RETURNS

| Rk | Player | INTERCEPTIONS | | | | | | SACKS | | | | TACKLES | | | | |
|----|------------|---------------|-----|------|------|-----|-----|-------|------------|-----|----|---------|-----|------|----|----|
| | | Att | Yds | Ave | Lg | TD | Yds | Att | Yds | Ave | Lg | Att | Yds | Ave | Lg | TD |
| 1 | Abdullah,A | SC | 26 | 848 | 32.6 | 103 | 1 | 1 | Greene | SC | 12 | 1 | 171 | 14.3 | 77 | 1 |
| 2 | Cunningham | DTL | 23 | 724 | 31.5 | 97 | 1 | 2 | Amendola | SS | 24 | 19 | 250 | 10.4 | 76 | 1 |
| 3 | Harris,D | TOR | 36 | 1052 | 29.2 | 106 | 1 | 3 | Lockett | ICC | 22 | 6 | 217 | 9.9 | 89 | 1 |
| 4 | Patterson | MOH | 40 | 1167 | 29.2 | 105 | 1 | 4 | Brown,A | TCT | 21 | 12 | 191 | 9.1 | 86 | 2 |
| 5 | Ross,R | COW | 22 | 610 | 27.7 | 95 | 1 | 5 | Kerley | COW | 22 | 15 | 189 | 8.6 | 58 | 0 |
| 6 | Drake | AUR | 12 | 325 | 27.1 | 37 | 0 | 6 | Hammond Jr | CHP | 16 | 0 | 137 | 8.6 | 29 | 0 |
| 7 | Whalen | CHI | 19 | 505 | 26.6 | 49 | 0 | 7 | Harris,D | TOR | 23 | 3 | 182 | 7.9 | 61 | 1 |
| 8 | Ellington | GWG | 28 | 704 | 25.1 | 41 | 0 | 8 | Jones,C | CAR | 21 | 4 | 154 | 7.3 | 64 | 1 |
| 9 | Jones,T | SBE | 31 | 777 | 25.1 | 44 | 0 | 9 | Crowder | SBE | 22 | 4 | 157 | 7.1 | 26 | 0 |
| 10 | Ross,J | CAR | 12 | 297 | 24.8 | 53 | 0 | 10 | Ervin | MAR | 30 | 8 | 198 | 6.6 | 14 | 0 |
| 11 | Huff,J | MVM | 26 | 629 | 24.2 | 41 | 0 | 11 | Mumphery | BRH | 16 | 7 | 92 | 5.8 | 11 | 0 |
| 12 | Lockett | ICC | 21 | 500 | 23.8 | 34 | 0 | 12 | Bray | DTL | 16 | 8 | 92 | 5.8 | 13 | 0 |
| 13 | Marshall,J | ERI | 44 | 997 | 22.7 | 37 | 0 | 13 | Tate,G | PIC | 16 | 14 | 92 | 5.8 | 17 | 0 |
| 14 | Smith,R | NJ | 28 | 609 | 21.8 | 41 | 0 | 14 | Thomas,D | YOR | 19 | 1 | 109 | 5.7 | 15 | 0 |
| 15 | Bolden,O | YOR | 14 | 294 | 21 | 40 | 0 | 15 | Weems,E | NJ | 10 | 12 | 52 | 5.2 | 16 | 0 |

DEFENCE

| Rk | Player | Team | No | Yds | Ave | Lg | TD | Rk | Player | Team | No. | Rk | Player | Team | Bo. |
|----|------------|------|----|-----|------|----|----|----|------------|------|-----|----|------------|------|-----|
| 1 | Amerson | LAK | 5 | 55 | 11 | 45 | 1 | 1 | Miller,V | YOR | 14 | 1 | Smith,D | ERI | 86 |
| 2 | Coleman,K | YOR | 4 | 83 | 20.8 | 27 | 0 | 2 | Dunlap,C | SS | 12 | 2 | WorriLOW | MOH | 81 |
| 3 | Peters,M | SBE | 4 | 38 | 9.5 | 32 | 0 | 3 | Mercilus | MOH | 12 | 3 | Barwin | ICC | 79 |
| 4 | Green,T | MOH | 3 | 18 | 6 | 18 | 0 | 4 | Ansah | TCT | 10 | 4 | Wright,K | MOH | 78 |
| 5 | Davis,T | DTL | 3 | 0 | 0 | 0 | 0 | 5 | Matthews,C | BRH | 10 | 5 | Smith,M | STC | 77 |
| 6 | Grimes,B | BRH | 3 | 29 | 9.7 | 17 | 0 | 6 | Jones,C | SS | 9 | 6 | Harris Jr. | TCT | 73 |
| 7 | Breaux | SS | 3 | 41 | 13.7 | 22 | 0 | 7 | Casey,J | TCT | 9 | 7 | David | CHP | 72 |
| 8 | Talib | CHP | 3 | 85 | 28.3 | 46 | 0 | 8 | Ogbah | CAR | 9 | 8 | Posluszny | SS | 71 |
| 9 | Barr | VV | 3 | 41 | 13.7 | 30 | 0 | 9 | Ware,D | CHI | 9 | 9 | Graham,B | SC | 70 |
| 10 | Johnson,T | VV | 3 | 66 | 22 | 37 | 1 | 10 | Short | LAK | 9 | 10 | Smith,S | GWG | 68 |
| 11 | Gay,W | YOR | 3 | 14 | 4.7 | 8 | 0 | 11 | Hayes,W | YOR | 8 | 11 | Simon,J | TOR | 67 |
| 12 | Verrett | CAR | 3 | 7 | 2.3 | 4 | 0 | 12 | Donald | MOH | 8 | 12 | Ramsey | TOR | 66 |
| 13 | Gilmore,S | ICC | 3 | 39 | 13 | 38 | 0 | 13 | Mack,K | MVM | 8 | 13 | Johnson,D | MVM | 65 |
| 14 | Johnson,K | MOH | 3 | 49 | 16.3 | 49 | 0 | 14 | Watt,J | AUR | 8 | 14 | Jones,D | SBE | 62 |
| 15 | Hargreaves | LAK | 3 | 70 | 23.3 | 52 | 0 | 15 | Smith,M | STC | 7 | 15 | Trevathan | TOR | 62 |
| 16 | Dansby | AUR | 3 | 88 | 29.3 | 35 | 2 | 16 | Kerrigan | COW | 7 | 16 | Carr,B | TOR | 61 |
| 17 | Thomas,E | AUR | 3 | 36 | 12 | 33 | 0 | 17 | Cox,F | ICC | 7 | 17 | Shields | SC | 61 |
| 18 | Ramsey | TOR | 3 | 61 | 20.3 | 21 | 0 | 18 | Kendricks | PIC | 7 | 18 | Smith,J | GWG | 61 |
| 19 | Freeman,Ja | TCT | 2 | 23 | 11.5 | 23 | 0 | 19 | Atkins,G | YOR | 7 | 19 | Mercilus | MOH | 59 |
| 20 | Lee,D | TCT | 2 | 18 | 9 | 18 | 0 | 20 | Hughes,J | TCT | 7 | 20 | Smith,T | PIC | 59 |

KICKING

| Rk | Player | Team | FGA | FGM | FG% | 40 | 50 | Lg | Pts |
|----|------------|------|-----|-----|------|----|----|----|-----|
| 1 | Brown,J | MAR | 22 | 19 | 86.4 | 5 | 2 | 54 | 85 |
| 2 | Bailey,D | CHI | 20 | 20 | 100 | 5 | 0 | 46 | 81 |
| 3 | Crosby | AUR | 19 | 15 | 78.9 | 3 | 1 | 53 | 77 |
| 4 | Vinatieri | SS | 13 | 12 | 92.3 | 2 | 0 | 45 | 73 |
| 5 | Santos | GWG | 13 | 8 | 61.5 | 1 | 0 | 41 | 62 |
| 6 | Hocker | BRH | 11 | 10 | 90.9 | 0 | 0 | 39 | 60 |
| 7 | Walsh,B | YOR | 18 | 14 | 77.8 | 6 | 2 | 53 | 60 |
| 8 | Janikowski | MOH | 11 | 9 | 81.8 | 1 | 0 | 46 | 57 |
| 9 | Succop | CHP | 15 | 12 | 80 | 3 | 0 | 47 | 55 |
| 10 | Novak | COW | 19 | 11 | 57.9 | 4 | 0 | 44 | 54 |
| 11 | Dawson,P | DTL | 13 | 7 | 53.8 | 2 | 0 | 41 | 52 |
| 12 | Carpenter | SBE | 13 | 10 | 76.9 | 1 | 0 | 41 | 50 |
| 13 | Aguayo | TCT | 5 | 4 | 80 | 1 | 0 | 40 | 50 |
| 14 | Catanzaro | CAR | 11 | 8 | 72.7 | 3 | 1 | 55 | 47 |
| 15 | Folk | VV | 16 | 11 | 68.8 | 1 | 0 | 41 | 45 |
| 16 | Coons | PIC | 14 | 9 | 64.3 | 1 | 0 | 42 | 45 |
| 17 | Myers,J | ICC | 13 | 8 | 61.5 | 1 | 0 | 43 | 43 |
| 18 | Hauschka | STC | 13 | 7 | 53.8 | 2 | 1 | 51 | 42 |
| 19 | Tucker,J | SC | 13 | 7 | 53.8 | 1 | 1 | 53 | 42 |
| 20 | Nugent | TOR | 17 | 9 | 52.9 | 5 | 1 | 54 | 41 |



With
ARPIN PLUNDERFLUNDER

Week 10 Analysis

WR, **Jordan Matthews** (38FP) was the main beneficiary of a career day for **Teddy Bridgewater** (33FP) as the Knights showed a new commitment to the passing game.

When healthy, **TJ Yeldon** (28FP) is proving to be Scarborough's most explosive offensive player.

My smart play for Week 10, **Tom Brady** (23FP) came through with 269 passing yards and 3 TDs, but big days from the rest of the QB field made it look pretty average.

Josh McCown (37FP) had an exceptional day against Blue Eagles and discovered WR, **Michael Thomas** (26FP) in the process. Expect that dynamic combo to develop further down the stretch.

Mohave QB, **Ryan Fitzpatrick** (12FP) keeps giving fantasy owners fits with his inconsistent play. The Corn Kings kept him in check by blanketing **Julio Jones** (4FP) and **Allen Robinson** (6FP).

You know it's a quiet week for kickers when **Blair Walsh** (10FP) tops the bunch.

The **Cubs Defence** (17FP) is starting to look like the one you want to own on a given Sunday.



Who's Hot?

Teddy Bridgewater (LAK)

40-56, 481 yds, 3 TDs 33 FP
Showed he could carry the offence on his back with a career passing yards day.

Calvin Johnson (DTL)

5 – 112, 3 TDs, 29 FP
Megatron is showing signs that he is fed up with losing and has started to "bring it."

Adrian Peterson (CHI)

26-153, 2 TDs, 27 FP
Has been chewing up the real estate for weeks but this week he found end zone as well.



Who's Cold?

DeMarco Murray (TOR)

6 for 15 yds, 0 TDs, 1.5 FP
Past star is finding no room to run behind shaky O-line – has no rushing TD this year.

Delanie Walker (YOR)

2 – 18, 0 TDs, 1.8 FP
Failure to gain separation against weak Erieau defence is worrisome.

Michael Crabtree (MVM)

1 – 3, 0 TDs, 0.3 FP
Completely disappeared against elite Mustangs CBs. He was hardly visible before.

QUESTION OF THE WEEK

I picked up Matt Hasselbeck and might start him over Kirk Cousins this week. What do you think? – Fred (Charlotte)

This is a tough call based on the match-ups. Cousins is going through a rough patch with Keenan Allen out. His prospects against those Aurora corners don't look good. Hasselbeck may find himself in a shootout, which isn't necessarily a good thing against that Swordfish pass rush; but I'd take him because he has better options.

Week11

SMART
PLAY



Rishard Matthews, WR (TCT). With two of the top 3 Virden CBs injured and all attention on Antonio Brown, Matthews should be wide open more often than not.



AROUND THE



With Spats McChad



NEW YORK – My friend and journalistic colleague, **Lanny McDonald** of the *Markham Economist & Sun* phoned me within a day of my exclusive ‘EFL Europe’ piece breaking out across the wire last week. He sounded sober over the phone, which told me right away that something was really bothering him.

“Spats! Where did you get that malarkey about the North Stars moving to Budapest?” he asked in a challenging tone.

“Now, now, Lanny,” I tsk-tsked. *“You know I cannot reveal my source. But I can tell you that the source is very reliable – and there is more than one of them.”*

“Well my source trumps yours,” he proclaimed defiantly. *“No less than the man himself told me there is absolutely nothing to it.”*

“By ‘the man,’ I assume you mean Darrin Jones,” I stated flatly.

“You know I can’t reveal my source, Spats,” McDonald taunted, *“but yes, Darrin Jones.”*

I laughed out loud – for about 5 minutes. Lanny started to get annoyed. He asked repeatedly what was so funny. When I couldn’t respond he became agitated and threatened to hang up. Finally I got myself together and tried to calm him down.

“Look, Lanny,” I said. *“I know you and Jones are very close but he is not going to tell you the truth about this. You are the last person he would tell.”*

“What are you talking about?” Lanny barked. *“I get all the scoops. I knew he was trading Eli and Alex and going with Tyrod before anybody. People laughed at me when I wrote that Taylor had the inside track. Now see who’s laughing!”*

“That’s player stuff, Lanny,” I replied. *“Of course he’ll use you as his official leak to test the waters when it comes to football moves. But this is different. He doesn’t need to test the waters on this one. He knows it will be a disaster publicly once this gets out and the move is a done deal.”*

There was silence on the line as Lanny’s rum-scarred brain processed my message. Finally, a response: *“Supposing what you wrote is true....why did you put it out there if you knew it would cause such a fuss?”*

I laughed again, but more out of surprise that he would ask such a naive question than from the humour of the situation. I sometimes forgot that Lanny had been a hockey player before he became a beat writer and that news journalism was not flowing through his veins.

“Well it’s a major exclusive, for one Lanny. The prestige value alone demands that I write about it,” the news hawk in me replied. *“But I also did it as a public service to the poor fans of Markham. If their team is about to be whisked away in the night, they have a right to know about it before it’s a done deal,”* I added solemnly.

The reaction in Markham to my column last week had been swift and strong. The papers couldn’t react in time but the talk show lines lit up with worried and angry callers demanding explanations from baffled and ill-informed hosts. **Darrin Jones** was the most sought-after interview in the football world and he had apparently gone underground. Except for a brief phone conversation with **Lanny McDonald** and a carefully-worded tweet denying that the North Stars were planning to move, Jones had been silent. His team’s practices leading up to their big game against Twin Cities had been closed to the public and the media; and he had skipped his Friday media appearance, sending defensive coordinator **Marty Schottenheimer** in his place.

The portly Chairman of the Board of the Markham North Stars Football Club, **Chin Tu Fat**, spoke at length in Cantonese on local Chinese TV about my story and the club’s official position on moving, but the interview has yet to be formally translated. **Manchu Dong**, the Canadian-born Chinese liaison for the *Economist & Sun*, reported only that Fat had denied that the North Stars would ever consider *“flying from the nest”* and that Jones loved Markham *“like warm feet.”*

Markham is just beginning to deal with its anxiety at the thought of losing its team. I did not intend to make them feel so bad, but now that they are beginning to mobilize, I feel I have done my part by sounding the alarm. Now, on to the second EFL scandal, although this one is a little less severe.....

EFL EUROPE PART II

The second team on the short list to move across the Atlantic is, according to my sources, Carthage. Some type of move may be necessary for this franchise awkwardly placed in the middle of the South Pacific and supported by the smallest media market for a professional football franchise since the 1922 Oorang Indians were based out of LaRue, Ohio, population: 700.



Teddy Bridgewater is the biggest surprise of 2016 so far. ‘Sir Teddy’ and the suffocating ‘Blue Shield’ defence have the Knights back in contention for a division title once more.

The Cannibals’ market dynamics are, as is to be expected, strange. At their peak – a trip to the final in 2014 – they drew significant international attention thanks to their astonishing playoff run and the wide coverage provided by the TV division of the American Forces Network (AFN). (They are the only EFL team with special TV rights that allow AFN to broadcast games simultaneously with the major networks and EFL Network. This arrangement was apparently non-negotiable for the league on national security grounds, but the specific security reasons behind it are unknown outside of military intelligence circles).

Unfortunately, widespread fan curiosity during that magical year did not translate into significant additional revenue for the team. This was due to its remote location, making travel difficult; and the shortage of tourism infrastructure to handle a large influx of football tourists. For example, the recently expanded Tradewinds Hotel Bar, a favourite for visiting football teams and their fans, is sold-out during the football season a year in advance. There are a few other resorts and hotels scattered around the islands, but they are not close to the stadium. The Navy barracks are, of course, off limits to civilians.

With the team no longer competing at the highest level, jersey sales are down and few outsiders are bothering with the hassle and expense of a trip to Samoa to watch a rebuilding franchise. Locally, attendance is sporadic and often impacted, positively or negatively, by traditional local customs and beliefs. For example, in Week Nine natives observing the rite of ‘*Tuua Toatasi*’ – the march of the lonely warrior – stayed away from The Killing Field for religious reasons.

“This is a time when our War Leader, Marcus Mariota, must prove he can stand alone,” explains **Kokopali Crimpton**, writing for the *Carthage Carving*, a traditional Samoan Nationalist publication. “The Rite of the Lonely Warrior must be strictly observed. The village cannot

accompany the ‘*Toatasi*’ on his quest. Such is the burden of all leaders: solitude. It is not abandonment, but out of respect for his sacred journey that we stay away from the Killing Field this week.”

Rituals, holidays, and “Village-Elders-reading-the-signs” (in the shape of the clouds; in the size of the first fish caught in the year; and the hairiness of the first coconut to fall from the sacred tree during the *Month of Vigilance*), combine to make attendance projections in Carthage next to impossible.

The team is kept afloat financially through subsidies from the Pentagon. But it appears – as the sudden sale and move of the Beaufort County Ravens to Brooklin this off-season would indicate – that the Pentagon is looking to divest itself of its pro football interests. The reasons for this are as uncertain as the reasons why they would get involved in the first place. But it is speculated that a possible re-posturing of military forces abroad under a new Defence Secretary has something to do with it.

The possibility that the Pentagon will pull the plug has reportedly forced tuna cannery magnate, Antarctic explorer and Cannibal owner/coach **Kenny Main** to explore other financial arrangements. These include a possible partnership with Belgian brew giant, *Duvel Moortgat*. Negotiations reportedly began as long ago as last April between brewery execs and Main himself over several bottle of ‘*Maredsous Triple*’ in a Brussels hotel. Terms of any deal are far from final, but my sources say it involves a clause, supported by Agares of the Committee of 13, to re-locate the team to Brussels. Just to illustrate how remote Carthage is, a move to Brussels would actually place the franchise closer to the United States.

Any move to locate an American football franchise in Europe is, in my opinion, fraught with risk bordering on stupid. But it is certainly a more viable landing spot than the Cannibals’ current home. If any move to Europe makes sense, this is it.

SIR TEDDY

Whenever a Knights’ quarterback begins to show signs of being competent, the LA media dub him ‘Sir.’ *Sir Teddy Bridgewater* is the latest LA quarterback to be so “knighted” by delighted journalists, the first since *Sir Alex Smith* led the Knights to their last winning season in 2012. The criteria for QB knighthood in LA are modest, due to the team’s historical difficulties in securing decent quarterback play. But Bridgewater is proving to be more than worthy of the symbolic honour.

The revival of the Knights’ fortunes in a strong west division has been one of the good news stories of 2016. It has also been, for many observers, somewhat of a surprise. While the defence was never in doubt, the offence remained a question mark with second-year Bridgewater at the helm and *Le’Veon Bell* believed to be infected with the Epstein-Barr virus. (Bell is now listed as ‘OUT’ for the year after falling asleep in the huddle this week). In his first full year as starter last year, Bridgewater finished with 14 TD passes and 12 interceptions and an 88.8 QB rating. He showed flashes of brilliance but he also showed that

he still had lots of development ahead of him.

Bridgewater took the league by storm to start the season. By the end of Week Four he led all quarterbacks with a 129.1 QB rating and had thrown 12 TD passes to zero interceptions. Even staunch Knights supporters knew such a pace could not last, but the sharp drop-off that many had thought was coming, based on last year's performance, never happened. Except for a rough outing against the daunting Cubs defence in Week Six, Bridgewater has been playing the way one would expect an elite quarterback to perform, even if one would not dare mention his name in the same breath as those elites.

The prevailing view of Bridgewater as merely a hot young talent may be about to change after this week's tilt against Gwinnett. With the Knights neck-and-neck with the rising Cubs in the race for the West Division and facing a *bona fide* contender in the Gladiators, this was the kind of game that could easily have intimidated a young, not-quite-ready-for-prime-time quarterback. But looking far from intimidated, Bridgewater attacked the Glads defence with determination and the result was a career day and a much-needed win.

The assumption that **Ben Rothlisberger** would win the quarterback battle, despite facing the tougher defence, was difficult to resist. This assumption appeared to be confirmed on the Glads' second possession when Big Ben hooked up with **Jeremy Maclin** for the longest pass play in EFL history, a 96-yard scoring strike that began with the Knights' defence selling out to stop **LeSean McCoy** and ended with Maclin streaking uncovered down the seam and settling under a perfectly thrown ball. By half time, Big Ben had already thrown 3 TD passes and had his team in front, 20-7.

The LA offence had started slowly. **Frank Gore** had proven incapable of generating a ground threat, despite being ignored by the defence; and the injury to placekicker **Greg Zuerlein** had taken long field goal attempts out of play, resulting in two failed 4th down gambles at the Glads' 30 yard line. In keeping with traditional expectations, it was felt that the Knights' defence would have to score, or at least generate a big turnover deep in Gwinnett territory, in order to turn the game around for the home team.

The 'Blue Shield' would not do its part so dramatically, but they did force punts on the Glads' first three possessions of the second half. That gave the offence some breathing room and Bridgewater took advantage. Attacking with an abandon never before seen at Round Table Stadium, Bridgewater threw, and threw, and threw. He attempted 56 passes in all, hitting on 40 of them for a whopping 481 yards. He misfired occasionally, but when he did the passes were out of the reach of everybody, including the defence. His favourite target was **Jordan Matthews**, who he found 14 times out of 19 targets for a career-high 198 yards and 3 TDs. Matthews' 56-yard tightrope act down the sideline for the Knights' second TD was the game's turning point, while his steely catch between two converging defenders and stealthy backwards tiptoe into the end zone was the *coup de grace*. The 'Blue Shield' did the rest, blanketing Big Ben's receivers to hang on for a thrilling 21-20 win.

Bridgewater's banner day drew accolades from the mainstream media as the Knights' comeback made highlight reels across the continent.

"We just witnessed the greatest quarterback performance in history," gushed the hyperbolic **Russ Flont** on ESPN.

"This was a truly remarkable performance from a young quarterback who is still learning the game," a more measured **Peter Prince** commented on EFL Central's post-game show.

"Teddy's touchdown celebrations were tasteful and restrained and, dare I say, fashionable as well, with gentle popping, whisper of boogaloo, followed by a conventional feather step – never before done to my knowledge. Bravo, Teddy!" wrote **Gabrielle Laurent-Vainluven** in the *LA Daily News*.

Bridgewater appears to be engaged in a season-long, informal dance competition with **Sir Dancelot**, changing his TD celebrations slightly every game to build on the latest 'Teddy Bop' dance conceived by the Knights' talented superfan/mascot. So far, no flags have been thrown – a minor miracle given that the Knights are currently the most frequently penalized team in the EFL and the league has vowed to crack down on "excessive celebration."

The next three games will be critical for LA. In those, they face their toughest division rivals – Chino and Iowa City – and will host the class of the Pacific Conference, Twin Cities, in Week Thirteen. If they can emerge with two wins out of three, I like their chances for a division title and Bridgewater's prospects for Offensive MVP.

AROUND THE EFL

With the holiday season upon us it appears that turkeys are filling up the football fields as well as the supermarkets. Overall, Week Ten was another fizzle for game day drama. Fortunately, the "Main Event" – an inter-conference showdown between powerful Twin Cities and the tactically sound Markham – delivered a contest that held one's attention from start to finish. Let's have a brief look at that game and others, somewhat worthy a mention, around the league.....

.....at the Dawg Pound in Markham a rabid, placard-waving crowd filled the stadium to capacity and showed its support for the North Stars while protesting its rumoured move to Hungary with slogans such as 'HUNGRY FOR A WIN – NOT GOULASH!', 'WHERE'S BUDAPEST?' and 'F^%K YOU DARRIN JONES!' Pushing and shoving broke out between these protestors and a small group of Chinese fans calling for a relocation of the team to Foshan, China. This ended quickly when Security confiscated the Foshan signs and escorted a couple of the ringleaders from the stadium. The rest of the protest was allowed to continue and even appeared to be encouraged by employees of *Fanguard* (the company that provides stadium security in the eastern GTA) and the York Regional Police. More than service and marketing jobs were at stake if the North stars moved.

As for the game, the Triumph came out aggressively with a failed attempt to convert 4th & 5 at the Markham 40. They controlled the ball for almost the whole 1st quarter but after 15 minutes had nothing to show for it. They finally broke through early in the 2nd quarter with the familiar combo of **Carson Palmer** and **Antonio Brown** hooking up for a 34-yard TD pass. This was soon followed by a 21-yard fumble recovery touchdown by cornerback, **Chris Harris Jr.** to make it 14-0. If not for a **Cameron Jordan** sack of Palmer on another Triumph 4th down gamble in Markham territory, the game might have gotten out of hand before half time. As it turned out the Stars made a partial recovery with a **Josh Brown** field goal before heading into the locker room. The 2nd half saw **Demaryius Thomas** change the entire dynamic of the game with a perfectly executed wide receiver screen for 68 yards and a TD. The Stars followed that up with a **Darrelle Revis** interception of Palmer on the Triumph's next series, setting up the go-ahead TD pass to Thomas. The Triumph countered with a 14-play, 80-yard drive ending with a 13-yard TD pass to **Shane Vereen** to make it 21-17 for the visitors. But the Stars regained the lead with a long drive of their own, spanning 92 yards and culminating in a 23-yard TD pass from **Tyrod Taylor** to **Brandon Marshall**. And then, controversy hit. **Leon Hall** was flagged for pass interference on Brown, resulting in a 25-yard gain. For Markham fans and the CBS game crew it looked like a phantom call. Boos rained down on the officials. But for Triumph fans, even if it was not a blatant foul, the call was make-up in their minds for a game's worth of clutching and grabbing at their superstar Brown by the North Stars corners. As if to send a message to the crowd as to who was in charge, the officials flagged **Tramon Williams** 3 plays later for pass interference on **Rishard Matthews** in what looked very much like incidental contact. Exhausted, and missing Revis to injury, the Stars' defence finally collapsed. Hall literally watched Brown jog into the end zone for the winning score after the Triumph receiver got body position on him to the outside. There was enough time for a Markham comeback, but "happy-feet Taylor" was not up to the task of challenging the Triumph corners with **Jurrell Casey** molesting him the backfield. The Triumph won Round One, 28-24. If there is a Round Two at Canton eleven weeks from now, don't expect a very different outcome.

At Bluffs Stadium in Scarborough, a cold and angry crowd of about 15,000 were given an early Christmas present when **Courtney Upshaw** scooped up a **Josh McCown** fumble and rumbled 21 yards for what would turn out to be the game-winning touchdown in a 35-33 shocker over St. Charles. Not that Scarborough beating an expansion team on their home turf is necessarily a shock – although the way they have been playing lately made it mildly surprising – but **Aaron Rodgers** engineering a 28-point comeback in little more than a quarter while barfing up two dozen tequila and lemon shots from the night before between drives was unexpected, to put it mildly.

At Joe Ferguson Stadium in Iowa, the Cubs shut out the Regulators, 15-0 in a game mainly notable for being the second shutout pitched by the Iowa defence this year; and for the fact that **Luke Kuechly** made it through just 2 snaps before teammate **Brandon Graham** kned him in the head while tackling **Colin Kaepernick** and knocked him out of the game. Kuechly, who has already missed five full games and large parts of two others, is undergoing concussion protocol and is questionable for Week 11. The inability of Kuechly to stay on the field is being cited as a major reason for the Regulators dropping 5 games in a row and falling out of serious contention for a playoff spot. The other reason is the prolonged absence of **Keenan Allen**, who is suffering from a "dead ankle" sprain and hopes to be available for the playoffs – playoffs that will never come to Columbia because he has been out for most of the season. While the Regulators sink further in the standings, **Hal Corson**, **Kirk Cousins**, and a long line of lesser team officials and role players gamely tow the pat line that "*injuries are no excuse and we have to do better*" when speaking to the media. This is, of course, baloney. In the salary cap era, when there is only so much money to throw at a roster and at least half that roster is filler, star players are more important than ever. The loss of Kuechly – one of the best defensive players *in football* – for essentially half a season is, sadly, a deal-breaker for long suffering South Carolina fans.

At Jurassic Park in Durham the Thunder Lizards went T-Rex on the Cannibals, sheering through confused and panicky defenders for 38 points in the 1st half en route to a 45-14 blowout. It was as if somebody suddenly flipped the 'ON' switch for the Durham offence. **Calvin Johnson** looked like **Megatron** again, instead of **Wheelie** (that's a Transformer reference if you don't know), **Darren McFadden** scored a TD (only his 2nd of the year) and **Drew Brees** looked like that gunslinger that re-wrote passing records with Death Valley in 2012. 4-6 teams do not normally have this type of game, even against a sub-standard defence like that of the Cannibals. This is what they are capable of and that is what makes their season so frustrating for fans.

At Thermopylae Stadium in Pickering the reigning EFL champs continued their slide into the abyss, falling 26-17 to the lowly Spartans. It was probably a good thing for **Blake Bortles** that this game was on the road – the obnoxious bellowing of Spartan fans, as distracting as it can be, is likely preferable to the deafening silence of a sold out Patriot Place when Charleswood fans are unhappy with you. Bortles is taking the heat for mismanaging an offence that has averaged two touchdowns per game – and no more – over the course of a 4-game losing streak. I considered offering a clever defence of Bortles – just to be different – but decided it wasn't worth the effort.

CHRISTMAS MESSAGE

Yes, this is a *Christmas* message, not a *Holiday* message. If you don't celebrate Christmas, that's just too bad – I am delivering my Christmas message because **I** celebrate Christmas. You don't have to read it. But if you do, know that I welcome you, whether you celebrate *Hanukkah*, *Pancha Ganapati*, *Roman Saturnalia*, *Kwanzaa*, the atheistic *Newtonmas*, or any other new age or ancient pagan holiday that does *not* involve live ritual sacrifice or the consumption of human flesh. And therein is my message: men and women of good and honest faith are welcome in my world if they, in turn, are not offended by mine. Let us respect and celebrate our differences and fight each other only on the field of sports. **MERRY CHRISTMAS!**

BUG THE BOOKIE!

JIMMY THE GEEK GIVES YOU HIS PICKS FOR WEEK ELEVEN EFL ACTION

Your source for fantasy and on-line betting solutions



RECORD VS THE SPREAD AFTER WEEK 10:

64-54-2

JIMMY'S WEEK ELEVEN PICKS

BROOKLIN @ MOHAVE (line – HAWKS by 1)

INJURIES: **Brooklin** – Vontaze Burfict (OUT), Alshon Jeffery (OUT), Marcus Murphy (OUT); **Mohave** – Jared Allen (PROBABLE), Tevin Coleman (OUT), Garrett Graham (OUT), Jordan Hicks (OUT), Joseph Randle (OUT).

Neither of these contenders for an East Division title looked very good last week, but the failure of the Hawks to show up in Sebastian was easier to understand given the loss of 'Gronk' and the high calibre of their opponent. The Hellfire simply came out flat on both sides of the ball, with suspect play in the secondary and a shoot-from-the-hip version of Ryan Fitzpatrick the main culprits in their loss to Cowtown. When these teams first met in Week Three, Mohave took advantage of turnovers to tilt an 83-point shootout in their favour. The Hawks need to win this for more than the obvious one-game advantage in the standings; they need to also even the tie-breaker. Expect the Hawks to rediscover the power of Jonathan Stewart and control the pace. **PICK: BROOKLIN**

ST. CHARLES @ CARTHAGE (line – CHARGERS by 2)

INJURIES: **St. Charles** – Mario Williams (DOUBTFUL), Justin Ellis (OUT), Jimmy Graham (OUT), Jordan Jenkins (OUT); **Carthage** – Za'Darius Smith (OUT).

The Chargers blew a 20-point lead in little more than one quarter in a loss to Scarborough last week. That is not a good sign for this year's Cinderella team as the Eagles had the league's least explosive offence heading into the game. The Cannibals are competitive against all but the strongest teams but got chopped down hard by the Chargers in Week Three. That was because Cardale Jones and Christian Hackenberg were taking turns running an offence missing Eddie Lacy. Expect a better showing this time from the Carthage attack against an unimpressive defence that might be missing their two best pass rushers. Fortunately for the Chargers, Josh McCown is more than capable of moving the ball against an even more suspect Carthage D. **PICK: ST. CHARLES**

VIRDEN @ TWIN CITIES (line – TRIUMPH by 14)

INJURIES: **Virden** – Ben Grubbs (DOUBTFUL), Prince Amukamara (OUT), Eric Ebron (OUT), Ezekiel Elliott (OUT), Nick Folk (OUT), Ja'Wuan James (OUT), Trumaine Johnson (OUT), Aldon Smith (OUT); **Twin Cities** – Jerrell Freeman (DOUBTFUL).

Talk of a perfect season in Twin Cities became credible last week with their comeback win over Markham. Their remaining schedule poses no similarly strong challengers, but the Violators are one second tier team with enough talent to capitalize on a lucky break and steal an upset; or at least beat a double-digit spread. Unfortunately for visitors, they are out-gunned on every front with key injuries degrading important match-ups. With Trumaine Johnson out, Vontae Davis will draw the Antonio Brown assignment, but dime and quarter corners will shoulder the rest of the cover duties. With the Virden secondary decimated by injury and the defensive line average at best, the Triumph look set to perform the role of real "violators" this week. **PICK: TWIN CITIES**

ERIEAU @ CHARLESWOOD (line – PATRIOTS by 12)

INJURIES: **Erieau** – Percy Harvin (OUT), Justin Houston (OUT), Daniel Kilgore (OUT); **Charleswood** – Dez Bryant (OUT), Dee Ford (OUT), Frankie Hammond Jr. (OUT), Johnathan Hankins (OUT), Justin Hardy (OT), Robert Nkemdiche (OUT), Cahnce Warmack (OUT).

The Cadillac could not have appeared on the Patriots' schedule at a better time. The Pats desperately need a win to pull out of a nosedive that began four weeks ago in New Jersey. Last week's defensive collapse in the 4th quarter against Pickering overshadowed another inadequate performance by Blake Bortles and the lethargic Pats' offence, which has averaged just 15 points per game over the losing streak. The Champs are in real danger of missing the playoffs and look like they would not get past

wildcard weekend even if they managed to squeak through to the post-season. After registering a pulse with Tony Romo at QB in Week Nine, Erieau went with Case Keenum last week and got mauled by York. While I do not expect an offensive explosion by the Pats here, I cannot imagine the Cadillac getting into second gear without Romo behind center. **PICK: CHARLESWOOD**

IOWA CITY @ MISSION VIEJO (line – CUBS by 5)

INJURIES: **Iowa City** – Marqise Lee (OUT), Jason Pierre-Paul (OUT); **Mission Vejo** – Larry DONNELL (OUT), Brandon Flowers (OUT), Kareem Jackson (OUT), Markus Kuhn (OUT), JR Sweezy (OUT).

The Cubs' defence is starting to perform as advertised; it registered its second shutout of the season last week in a win over the Regulators. But since Cubs fans are never satisfied, questions now swirl around the offence, which is moving the ball, but not blowing opponents away. That is because the Cubs are all about ball control and don't go bombs-away unless they have to. They might want to test the deeper waters this week against a Monarchs defence that is proving vulnerable against the pass but is ranked 4th overall against the run. Chris Ferraro's team is no longer a pushover, but neither are they a threat to contend. Still, they are built to challenge this Cubs team at its own game provided they are patient in the run game and avoid must-pass scenarios. A 2nd quarter Cubs explosion fueled by a punt return TD disguised an otherwise close game in their first meeting. **PICK: MISSION VIEJO**

CHINO @ LOS ANGELES (line – KNIGHTS by 6)

INJURIES: **Chino** – Spencer Long (OUT), Keshawn Martin (OUT), Haloti Ngata (OUT), Griff Whalen (OUT); **Los Angeles** – Le'Veon Bell (OUT), Jabaal Sheard (OUT).

The roles assigned to these teams during the pre-season have become reversed during the course of the real season. It certainly feels more natural that the Convicts, rather than the Knights, would be favoured by 6 points here and fighting for the division title. But the reality is that the Knights are in that position and are full value as 6-point favourites at home, especially after they choked the Convicts to death at the Big House in their first match-up. Teddy Bridgewater did what winning quarterbacks do when he rallied his team from a 13-point deficit in the 2nd half last week; while the 'Blue Shield' showed championship credentials with a shutout of the high-powered Gwinnett offence in the 2nd half. The Convicts have still not played to their potential, despite manhandling Toronto last week; which makes me wonder if that potential is just an illusion. **PICK: LOS ANGELES**

DURHAM @ SCARBOROUGH (line – THUNDER LIZARDS by 6)

INJURIES: **Durham** – Richard Sherman (PROBABLE), Dee Milliner (OUT), Dominique Rodgers-Cromartie (OUT); **Scarborough** – Jeff Cumberland (DOUBTFUL), Derrick Morgan (OUT), Eugene Sims (OUT), Justin Tuck (OT).

The dark clouds hanging over both these franchises were hardly broken up by their victories last week; although the Blue Eagles miracle comeback against the Chargers could serve as an inspirational metaphor for their season if they can find a way to string together a six-game winning streak...*not!* More realistic, but still a long shot, is the possibility of the Lizards winning out. One game at a time, they say, and the Lizards are a good bet to prevail here. One of the few times Durham has looked like a playoff contender this season was in their first match against the Eagles. Don't expect an exact replica of that game, especially if Richard Sherman cannot play, but a reasonable facsimile, comfortably above the spread, is a good bet. **PICK: DURHAM**

SEBASTIAN @ COWTOWN (line – SWORDFISH by 5)

INJURIES: **Sebastian** – Justin Pugh (OUT); **Cowtown** – Ka'Deem Carey (OUT), Derrick Carrier (OUT), Joe Flacco (OUT), Todd Gurley (OUT), Benson Mayowa (OUT), Branden Myers (OUT).

The Corn Kings do not look formidable when healthy, yet they continue to find ways to win despite a rash of injuries. It isn't always pretty but the bottom line is looking nice, as they currently occupy the home wildcard position. The division is theoretically in reach, but the Swordfish appear firmly in command – blowing away their competition by an average of over two TDs per game, with or without Andy Dalton at QB. This is a make-or-break game for Cowtown's division hopes. They lost badly in their first run at the Fish. With Todd Gurley out, Matt Hasselbeck will have to perform more magic tricks to get it done. **PICK: SEBASTIAN**

MARKHAM @ PICKERING (line – NORTH STARS by 5)

INJURIES: **Markham** – Darrelle Revis (PROBABLE), Tim Hightower (OUT); **Pickering** – Devonta Freeman (DOUBTFUL), Sen'Derrick Marks (OUT), Sterling Shepard (OUT).

The division looked lost to the Spartans prior to last week, but a 4th quarter comeback against slumping Charleswood coupled with the Stars losing their grip in the 4th quarter against the Triumph changes the math slightly from "forget-about-it" to "remotely possible." The way this season is playing out I am not going to rule out something strange happening, especially when it involves the Spartans, but a lot of things will have to go wrong for Markham to miss covering the spread, let alone lose the game. Rookie sensation, Sterling Shepard is out for Pickering, negating the impact of the Stars possibly missing Darrelle Revis; while Devonta

Freeman is listed as 'doubtful.' The Pickering D plays over its head, but they are in deep water here. **PICK: MARKHAM**

NEW JERSEY @ YORK (line – EXCALIBURS by 10)

INJURIES: **New Jersey** – Marques Colston (PROBABLE), Branden Albert (OUT), Nolan Carroll (OUT), Rob Housler (OUT), Chris Johnson (OUT), Kendrick Lewis (OUT), Robert McClain (OUT), Michael Ola (OUT), Cameron Wake (OUT), Vance Walker (OUT), Jeremy Zuttah (OUT); **York** – Ted Larsen (DOUBTFUL), Omar Bolden (OUT), De'Anthony Thomas (OUT).

The Wrecking Balls offence is struggling mightily without Chris Johnson in the line-up. Isaiah Crowell is piling up big numbers in relief while being mostly ignored by opponents, but the scoring plays simply aren't there for the New Jersey passing game without opposing linebackers keeping one eye on no.23. The Excaliburs are hanging in the race without doing much to impress. They have another chance to pump up the bottom line by beating up on a lightweight here and raise their record to better than 500 for the first time this season. A slip-up here is on York as New Jersey is too battered to offer more than token resistance. **PICK: YORK**

GWINNETT @ TORONTO (line – GLADIATORS by 6)

INJURIES: **Gwinnett** – Morgan Burnett (OUT), Jesse James (OUT), Mychal Kendricks (OUT), Ray Mauluga (OUT), Kyle Williams (OUT); **Toronto** – Chris Carty (OUT), Leonard Hankerson (OUT), LaAdrian Waddle (OUT).

Lately the Wolverines have looked like the wholly inadequate expansion team we had expected to see at the beginning of the year. With just 22 points in their last 4 games, the offence appears to be shutting down; while the defence gamely exhausts itself trying to keep games close, but always ends up succumbing in the end. The return of LeSean McCoy to the Glads' line-up did not bring victory with it last week against LA; but the real story of that game lies in the Gwinnett defence surrendering over 500 yards of offence. Given the trend lines this could be an entertaining game for three quarters before Toronto collapses. **PICK: GWINNETT**

AURORA @ SOUTH CAROLINA (line – MUSTANGS by 6)

INJURIES: **Aurora** – Allen Bailey (QUESTIONABLE), Corey Coleman (QUESTIONABLE); **South Carolina** – Luke Kuechly (QUESTIONABLE), Sealver Siliga (QUESTIONABLE), Keenan Allen (OUT), Desmond Bryant (OUT), Jeremy Butler (OUT), Ladarius Green (OUT), Tamba Hali (OUT).

The brittleness of Luke Kuechly is a big topic in Columbia's sports pages and with good reason. It would appear there is a positive co-relation between his presence in the line-up and Regulator wins. After playing two snaps in their loss against the Cubs last week he is back on the injury list as 'questionable' for this game. If ever the Regs needed their leader it would be here against the front-running Mustangs with their season essentially on the line. After early stumbles, Aurora has won seven in a row and appears to be gathering steam. With Julian Edelman back in the line-up, Anquan Boldin is getting more room in opposing secondaries and the passing game is back on track. Pair that with a star-studded, healthy defence and you have a mismatch. **PICK: AURORA**



CHANNEL
ANCIENT HISTORY
CHANNEL
PRESENTS
This Week in EFL History
With Professor Sterling Smitherman

FROM THE EFL ARCHIVES – In Week Ten of the 2010 EFL season, two giants of the PAC – the East Division leading Charleswood Patriots and the West Division leading Chino Convicts – met in a battle that had the potential to decide home field advantage in the Conference Final. Provided, of course, that both of these front runners made it that far. It was looking good that they would. With the LA Knights slipping badly it was becoming hard to spot any conference competition for these two powerhouses. On this day, the Convicts proved tougher than their cross division

rivals. They handed the Pats their fannies in a brutal defensive struggle that saw **Peyton Manning** and the Pats derailed by turnovers and sacks. One of those turnovers, a forced fumble by **Aqib Talib**, shortened the field for the game's only TD: a 5-yard pass from **Donovan McNabb** to **Hines Ward** to make the final, 13-9 for Chino.

Across the way, the two Can-Am powerhouses met with more than token resistance from a couple of unlikely challengers. The Dragons jumped out to an early lead against Markham then slipped into neutral, allowing the feeble North Stars to mount a modest comeback. There was no real danger to Florida's perfect season, but the 21-16 final score raised some eyebrows around the league. Meanwhile, The Spartans survived a 38-31 shootout against the lackluster Gladiators. **Brett Favre** connected with **Vincent Jackson** for a 30-yard TD pass with 1:05 remaining to grab the win.

In Camelot, an otherwise meaningless game rose to national prominence when **Tony Romo** of Kutztown tied an (at the time) EFL record with 7 TD passes in a 52-21 lambasting of York. The record was first set in 2007 by **Carson Palmer** of Gwinnett in a 52-34 shellacking of Meadowlands.