

2016

10

Est. 2007

WEEK



Celebrating our 10th year of football excellence

February 5, 2017


2016

10

Est. 2007

SIXTEEN


HAWKS FLY HIGH!



DeAndre Hopkins

Brooklin Hawks WR **DeAndre Hopkins** holds off Chino's **Roman Harper** as he flies 71 yards to the end zone for the opening score in Week 16 action in Brooklin. The big play triggered a 21-point 1st half for the Hawks on their way to a 28-21 victory and an East Division title. Meanwhile, in LA, the expansion St. Charles Chargers edged the Knights 10-7 to advance to the post-season as the second wildcard. The Hellfire also won, beating the Monarchs 31-10, but lost to the Chargers on a tie-breaker. Read all about the rest of the playoff picture inside this issue of *EFL Weekly*

EAST




NORTH



CENTRAL



ATLANTIC



WEST



SOUTH



Who was slick in Week Sixteen?

"BRYLCREEM" THE EFL'S FIRST SPONSOR



DeAndre Hopkins
WR
Brooklin
Hawks

10 Rec, 160 yds, 2 TDs. 71-yard TD catch in 1st sparked big day in big win



Melvin Ingram
OLB
Virden
Violators

14 T, 6 Sacks, 2 HUR, 1 STF. One sack shy of single game record.

	0		27
	17		3
	35		21
	14		28
	10		7
	31		10

GAME CENTER
 2016
 Week Sixteen

	21		10
	24		13
	21		20
	0		30
	17		3
	36		31

PLAY OF THE WEEK

DeAndre Hopkins 71-yard TD catch got Hawks started! (14:04 in 1st Qrt)

FANTASY ROUND-UP
 SPONSORED BY
FANTASY FREAKZ

PASSERS

		YDS	PTD	RTD	INT
1	Wilson	ICC	265	4	0
2	Newton	CHI	211	3	0
3	Smith	BRH	244	3	0
4	Brady	YOR	335	2	0
5	Carr	VIR	215	2	0
6	Mettenberger	DTL	261	2	0

RECEIVERS

		YDS	TDR	OTD	2pt
1	Hopkins	BRH	160	2	0
2	Walker	YOR	131	2	0
3	Boldin	AUR	93	2	0
4	Olsen	CHI	81	2	0
5	Decker	DTL	191	0	0
6	Garcon	SBE	67	2	0

RUSHERS

		YDS	RTD	TDR	2pt
1	Hillman	MOH	165	1	0
2	Johnson	NJ	159	1	0
3	Forsett	SEB	92	2	0
4	Freeman	PIC	136/59	0	0
5	Lacy	CAR	59	2	0
6	Jennings	AUR	109	1	0

KICKERS

		PAT	1-49	50+
	Coons	PIC	2	6
	Dawson	DTL	3	3
	Folk	VIR	3	2
	Santos	GWJ	2	2
	Vinatieri	SEB	4	1
	Janikowski	MOH	4	1

TEAM DEFENCE

		PA	TDs	INT	SK	FR
1	Mohave	10	0	5	6	0
2	Scarborough	17	1	4	4	2
3	LA	10	1	1	6	0
4	Twin Cities	0	0	1	4	1
5	Aurora	0	0	2	2	0
6	St.Charles	7	1	1	2	0



GAME BLITZ!



When you're in a rush! 12 Games, 12 Highlights!
By Chris Sherman

The final week of the regular season settled a complicated playoff scenario in the Pacific Conference: In Brooklin, the Hawks won the East Division by flying over Chino 28-21; **DeAndre Hopkins** opened the scoring by toting an **Alex Smith** pass 71 yards for a TD; In LA, the Chargers snuck past the Knights 10-7 on an 11-yard TD pass from **Carson Wentz** to **Kendall Wright** to snatch the final wild card berth; In a battle of back-ups in Durham, **Zach Mettenberger** prevailed, tossing two short TD passes to **Calvin Johnson** in a 30-20 win over the Glads; With a shot at a home game in the wild card round, the Corn Kings collapsed with **Jimmy Garoppolo** at QB as a 45-yard TD pass from **Matt Ryan** to **Anquan Boldin** was all the Mustangs needed in a 21-0 cakewalk; In Twin Cities, **Doug Martin** capped off a perfect Triumph season with a 50-yard TD run and crushed the Pats' post-season hopes in a 17-0 win; In New Jersey, **Chris Johnson** opened the scoring with a 5-yard TD run as part of a 159-yard day as the Wrecking Balls surprised Markham, 13-10; In Erieau **Derek Carr** padded his season stats with a pair of long TD passes to **Michael Floyd** as last year's winless team beat this year's winless team 27-3; In Pickering, **Travis Coons** booted his sixth field goal of the day with no time left on the clock in overtime to lift the Spartans over the Excaliburs, 24-21 and avoid the league's second tie game of the year; In Carthage, it was the Cannibals getting killed as an injury to **Marcus Mariota** guaranteed a free hand for **Russell Wilson**, who fired 4 TD passes in a 35-14 beating by the Cubs; In Mohave, running back **Tevin Coleman** put the Hellfire in front to stay with a 6 -yard TD run, but the 31-10 win over the Monarchs was not enough to get Mohave into the post-season for the first time since 2008; In Scarborough, **Marcus Peters** topped off a 20-point 1st quarter outburst with an 83-yard pick-six as the Blue Eagles hammered the Regs 36-17; In Sebastian, **Justin Forsett** burst across the goal line from 3 yards to cap a 28-point 1st half as the Swordfish locked up the no.1 seed in the Atlantic with a 31-3 trouncing of the Wolverines.

PATRIOTS**0**

PASSING: Blake Bortles, 13 of 22, 151 yds, 0TD, 1 INT
RUSHING: Duke Johnson Jr, 10C, 48yds, (4.8), 0 TD
RECEIVING: Jason Witten, 3 for 62yds, 42LG, 0 TDs
DEFENCE: Jamie Collins, 10 T, 1 SK, 2 STF, 1 HUR
KICKING: Ryan Succop, NO ATTEMPTS

TRIUMPH**17**

PASSING: Carson Palmer, 24 of 38, 287 yds, 1 TD, 0 INT
RUSHING: Doug Martin, 13C, 73yds, (5.6), 1 TD
RECEIVING: Antonio Brown 8 for 129yds, 27LG, 0 TD
DEFENCE: Kwon Alexander, 6 T, 2 SK, 1 PD, 1 FF
KICKING: Robert Aguayo, 2 of 2 XPA, 1 of 2 FGA, 5 Pts

02-04-2017 Wilhalla Stadium Temp: 70 Wind: MVP: Carson Palmer

	1	2	3	4	Tot
2015 Charleswood (7-9)	0	0	0	0	0
2015 Twin Cities (16-0)	10	7	0	0	17

Scoring Summary

1 10:04 **Twin Cities** TD Palmer 7 pass to Eifert (Aguayo) (12-80-4:56) 0-7
 1 2:54 **Twin Cities** FG Aguayo 37 (11-42-4:44) 0-10
 2 14:43 **Twin Cities** TD Martin 50 run (Aguayo) (4-66-1:26) 0-17

CHP **TCT**

First Downs	9	20
Rushes	17-65	22-83
Passes	22-13-151	39-25-293
Sacked	4-30	7-40
Fumble	2	2
Penalties	4-34	6-28
Turnovers	2	0
Missed Tackles	7	5
Blitzes	23	12
Time	26:55	33:05
Third Down	0-8	6-15
Fourth Down	1-3	2-3
Red Att/Td/Fg	0/0/0	3/1/1
Net Offense	186	336

VIOLATORS**27**

PASSING: Derek Carr, 15 of 24, 215 yds, 2 TDs, 0 INT
RUSHING: Mark Ingram, 24C, 84yds, (3.5), 0 TD
RECEIVING: Michael Floyd, 6 for 122yds, 39LG, 2 TDs
DEFENCE: Melvin Ingram, 51AT, 6 SK, 1 STF, 2 HUR, 1 FF
KICKING: Nick Folk. 3 of 3 XPA. 2 of 2 FGA. 9 Pts

CADILLAC**3**

PASSING: Case Keenum, 12 of 27, 115yds, 0 TD, 0 INT
RUSHING: DuJuan Harris, 7C, 40yds, (5.7), 0 TD
RECEIVING: Percy Harvin, 4 for 49yds, 18LG, 0 TD
DEFENCE: Brian Robison, 10 T, 1 SK, 3 STF, 1 HUR
KICKING: Stephen Gostkowski. 1 of 1 FGA. 3 Pts

02-04-2017 Kelly-Burke Field Temp: -6 Wind: None MVP: Mark Ingram

	1	2	3	4	Tot
2015 Virden (7-9)	0	10	7	10	27
2016 Erieau (0-16)	3	0	0	0	3

Scoring Summary

1 0:48 **Erieau** FG Gostkowski 45 (8-55-3:40) 0-3
 2 6:32 **Virden** TD Elliott 6 run (Folk) (8-52-4:23) 7-3
 2 0:38 **Virden** FG Folk 37 (12-22-4:50) 10-3
 3 3:08 **Virden** TD Carr 39 pass to Floyd (Folk) (10-78-7:14) 17-3
 4 6:41 **Virden** FG Folk 49 (14-65-7:15) 20-3
 4 1:03 **Virden** TD Carr 21 pass to Floyd (Folk) (9-50-4:28) 27-3

VV **ERI**

First Downs	19	9
Rushes	40-124	15-53
Passes	24-15-215	27-12-115
Sacked	2-16	7-51
Fumble	0	3
Penalties	9-65	4-34
Turnovers	0	0
Missed Tackles	3	5
Blitzes	21	15
Time	37:09	22:51
Third Down	8-15	1-11
Fourth Down	0-0	0-3
Red Att/Td/Fg	2/1/1	1/0/0
Net Offense	323	117

CUBS**35**

PASSING: Russell Wilson, 24 of 42, 265 yds, 4 TDs, 0 INT
RUSHING: CJ Proisie, 8C, 45yds, (5.6), 0 TD
RECEIVING: Rueben Randle, 4 for 89yds, 28LG, 1 TD
DEFENCE: Fletcher Cox, 7 T, 1 PD, 2 STF, 3 HUR, 1 FF
KICKING: Jason Myers, 5 of 5 XPA, 0 of 1 FGA, 5 Pts

CANNIBALS**14**

PASSING: Christian Hackenberg, 7 of 17, 103 yds, 0TD, 0INT
RUSHING: Eddie Lacy, 17C, 59yds, (3.5), 2 TDs
RECEIVING: Emmanuel Sanders, 5 for 89yds, 29LG, 0 TD
DEFENCE: Manti Te'o, 7 T
KICKING: Chandler Cantanzaro, 2 of 2 XPA, 2 Pts

02-04-2017 The Killing Field Temp: 12 Wind: None MVP: Russell Wilson

	1	2	3	4	Tot
2015 Iowa City (12-4)	7	21	7	0	35
2015 Carthage (5-11)	0	0	0	14	14

Scoring Summary

1 7:08 **Iowa City** TD Wilson 10 pass to Proisie (Myers,J) (5-59-2:25) 7-0
 2 11:54 **Iowa City** TD McKinnon 19 run (Myers,J) (10-79-3:26) 14-0
 2 8:19 **Iowa City** TD Wilson 27 pass to Randle (Myers,J) (4-59-1:49) 21-0
 2 1:50 **Iowa City** TD Wilson 3 pass to Lockett (Myers,J) (11-88-5:25) 28-0
 3 7:49 **Iowa City** TD Wilson 3 pass to Lockett (Myers,J) (11-84-7:05) 35-0
 4 12:32 **Carthage** TD Lacy 2 run (Catanzaro) (11-80-4:14) 35-7
 4 0:58 **Carthage** TD Lacy 2 run (Catanzaro) (14-67-6:20) 35-14

ICC **CAR**

First Downs	25	18
Rushes	26-187	33-92
Passes	42-24-265	30-12-166
Sacked	0-0	1-11
Fumble	1	2
Penalties	7-64	5-29
Turnovers	0	0
Missed Tackles	3	3
Blitzes	1	31
Time	31:14	28:46
Third Down	7-14	2-15
Fourth Down	1-1	2-4
Red Att/Td/Fg	5/4/0	2/2/0
Net Offense	452	247


CONVICTS



21

PASSING: Cam Newton, 20 of 38, 211 yds, 3 TDs, 1 INT
RUSHING: Adrian Peterson, 22C, 100yds, (4.5), 0 TD
RECEIVING: Greg Olsen, 5 for 81yds, 45LG, 2 TDs
DEFENCE: Sheldon Rankins, 5 T, 2 SK, 1 STF, 1 HUR
KICKING: Nick Folk. 3 of 3 XPA. 1 of 3 FGA. 6 Pts

HAWKS



28

PASSING: Alex Smith, 19 of 30, 244 yds, 3 TDs, 1 INT
RUSHING: Jonathan Stewart, 20C, 119yds, (6.0), 1 TD
RECEIVING: DeAndre Hopkins, 10 for 160yds, 71LG, 2 TDs
DEFENCE: Markus Golden, 10 T, 1 PD, 1 STF
KICKING: Cody Parkey 4 of 4 APA. 4 Pts

02-04-2017 Optimist Park Temp: 42 Wind: 0-10 None MVP: **DeAndre Hopkins**

	1	2	3	4	Tot
2015 Chino (7-9)	14	0	0	7	21
2015 Brooklin (9-7)	7	14	7	0	28

Scoring Summary

1 14:04 Brooklin	TD Smith 71 pass to Hopkins (Parkey) (2-80-0:56)	0-7
1 4:26 Chino	TD Newton 34 pass to Green (Bailey,D) (7-88-3:23)	7-7
1 0:47 Chino	TD Newton 45 pass to Olsen (Bailey,D) (4-58-2:32)	14-7
2 7:41 Brooklin	TD Stewart 6 run (Parkey) (15-88-7:59)	14-14
2 3:10 Brooklin	TD Smith 9 pass to Cobb (Parkey) (8-59-3:25)	14-21
3 10:01 Brooklin	TD Smith 16 pass to Hopkins (Parkey) (5-44-1:43)	14-28
4 9:13 Chino	TD Newton 2 pass to Olsen (Bailey,D) (9-44-3:53)	21-28

	CHI	BRH
First Downs	21	19
Rushes	30-151	30-147
Passes	38-20-211	30-19-244
Sacked	0-0	3-28
Fumble	1	0
Penalties	6-51	8-56
Turnovers	1	1
Missed Tackles	11	6
Blitzes	20	1
Time	30:28	29:32
Third Down	5-14	6-13
Fourth Down	1-3	0-0
Red Att/Td/Fg	1/1/0	3/3/0
Net Offense	362	363

MONARCHS



10

PASSING: Eli Manning, 17 of 41, 217 yds, 1 TDs, 4 INTs
RUSHING: Chris Ivory, 17C, 126yds, (7.4), 0 TD
RECEIVING: Allen Hums, 6 for 103yds, 34LG, 0 TDs
DEFENCE: Khalil Mack, 8 T, 1 SK
KICKING: Josh Lambo. 1 of 1 XPA. 1 of 1 FGA. 4 Pts

HELLFIRE



31

PASSING: Ryan Fitzpatrick, 9 of 18, 100 yds, 1 TD, 0 INT
RUSHING: Ronnie Hillman, 26C, 165yds, (6.3), 1 TD
RECEIVING: Julio Jones, 4 for 34yds, 12LG, 0 TD
DEFENCE: Jordan Hicks, 5 T, 1 PD, 1 HUR, 2 INTs (30yds)
KICKING: Sebastian Janikowski, 4 of 4 XPA, 1 of 2FGA, 7 Pts

02-04-2017 The Fiery Depths Temp: 89 Wind: Calm None MVP: Ronnie Hillman

	1	2	3	4	Tot
2015 Mission Viejo (5-11)	7	3	0	0	10
2015 Mohave (8-8)	7	7	3	14	31

Scoring Summary

1 5:46 Mission Viejo	TD Manning 17 pass to Crabtree (Lambo) (4-54-1:58)	7-0
1 1:04 Mohave	TD Hillman 3 run (Janikowski) (10-53-4:34)	7-7
2 9:36 Mission Viejo	FG Lambo 48 (16-65-6:25)	10-7
2 2:55 Mohave	TD Coleman 6 run (Janikowski) (13-88-6:34)	10-14
3 3:08 Mohave	FG Janikowski 41 (9-44-2:21)	10-17
4 14:42 Mohave	TD Hicks 27 interception return (Janikowski)	10-24
4 12:21 Mohave	TD Fitzpatrick 32 pass to Robinson (Janikowski) (5-42-1:16)	10-31

	MVM	MOH
First Downs	21	20
Rushes	22-137	41-210
Passes	47-19-233	18-9-100
Sacked	6-53	2-11
Fumble	2	0
Penalties	13-103	7-50
Turnovers	5	0
Missed Tackles	13	11
Blitzes	19	39
Time	30:03	29:57
Third Down	8-16	8-15
Fourth Down	1-4	0-1
Red Att/Td/Fg	5/1/1	6/2/1
Net Offense	317	299


KNIGHTS



7

PASSING: Teddy Bridgewater, 9 of 16, 52 yds, 0 TD, 1 INT
RUSHING: Frank Gore, 21C, 64yds, (3.0), 0 TD
RECEIVING: Jordan Matthews, 3 for 18yds, 8LG, 0 TD
DEFENCE: David Amerson, 5 T, 1 INT (33yds-TD)
KICKING: Grea Zuerlein 1 of 1 XPA. 1 Pt

CHARGERS



10

PASSING: Carson Wentz, 12 of 33, 134 yds, 1 TD, 1 INT
RUSHING: Darren Sproles, 7C, 44yds, (6.3), 0 TD
RECEIVING: Travis Benjamin, 3 for 41yds, 16LG, 0 TD
DEFENCE: Adolphus Washington, 14T, 1SK, 2 STF, 1 HUR
KICKING: Steven Hauschka. 1 of 1 XPA. 1 of 1 FGA. 4 Pts

02-04-2017 St.Charles Stadium Temp: 72 Wind: MVP: **Adolphus Washington**

	1	2	3	4	Tot
2015 Los Angeles (10-6)	7	0	0	0	7
2016 St. Charles (8-8)	0	7	3	0	10

Scoring Summary

1 11:00 Los Angeles	TD Amerson 33 interception return (Zuerlein)	7-0
2 4:21 St. Charles	TD Wentz 11 pass to Wright (Hauschka) (9-56-4:39)	7-7
3 9:36 St. Charles	FG Hauschka 25 (6-26-2:57)	7-10

	LAK	STC
First Downs	11	13
Rushes	41-109	22-105
Passes	16-9-52	33-12-134
Sacked	2-11	6-46
Fumble	0	2
Penalties	5-28	8-70
Turnovers	1	1
Missed Tackles	4	5
Blitzes	31	10
Time	30:26	29:34
Third Down	5-16	3-15
Fourth Down	1-1	0-0
Red Att/Td/Fg	0/0/0	2/1/1
Net Offense	150	193

EXCALIBURS**21**

PASSING: Tom Brady, 25 of 51, 335 yds, 2 TDs, 2 INTs
RUSHING: Joique Bell, 13C, 76yds, (5.8), 1 TD
RECEIVING: Delaine Walker, 7 for 131yds, 78LG, 2 TDs
DEFENCE: Von Miller, 7 T, 2 SK, 1 HUR
KICKING: Blair Walsh. 3 of 3 XPA. 0 of 2 FGA. 3 Pts

SPARTANS**24**

PASSING: Philip Rivers, 27 of 39, 270 yds, 1 TD, 0 INT
RUSHING: Devonta Freeman, 36C, 136yds, (3.8), 0 TD
RECEIVING: Golden Tate, 8 for 116yds, 52LG, 0 TD
DEFENCE: Derek Wolfe, 6 T, 2 SK, 2 PD, 1 HUR, 1 FF
KICKING: Travis Coons, 6 of 6 XPA, 0 of 1 FGA, 6 Pts

02-04-2017 Thermopylae Stadium Temp: 16 Wind: 0-10 None MVP: **Philip Rivers**

	1	2	3	4	5	Tot
2015 York (7-9)	0	0	7	14	0	21
2015 Pickering (8-8)	6	3	6	6	3	24

Scoring Summary

1 13:04 Pickering	FG Coons 29 (4--3-0:54)	0-3
1 1:27 Pickering	FG Coons 46 (15-69-7:39)	0-6
2 5:37 Pickering	FG Coons 36 (13-47-6:42)	0-9
3 11:32 Pickering	TD Rivers 1 pass to Juszczak (no good) (7-91-3:23)	0-15
3 2:41 York	TD Brady 78 pass to Walker (Walsh,B) (5-95-3:47)	7-15
4 14:57 Pickering	FG Coons 32 (8-48-2:34)	7-18
4 11:10 Pickering	FG Coons 32 (6-15-3:36)	7-21
4 3:36 York	TD Brady 3 pass to Walker (Walsh,B) (14-74-3:26)	14-21
4 0:30 York	TD Bell 3 run (Walsh,B) (8-72-1:27)	21-21
5 0:00 Pickering	FG Coons 34 (5-18-1:11)	21-24

	YOR	PIC
First Downs	24	21
Rushes	18-75	40-132
Passes	53-27-354	39-27-270
Sacked	6-37	4-32
Fumble	2	1
Penalties	4-20	11-108
Turnovers	3	0
Missed Tackles	8	6
Blitzes	47	19
Time	31:29	43:31
Third Down	4-16	6-19
Fourth Down	1-1	1-1
Red Att/Td/Fg	3/2/0	5/1/3
Net Offense	392	370

NORTH STARS**10**

PASSING: Brandon Weeden, 25 of 34, 276 yds, 1 TD, 0 INT
RUSHING: David Johnson, 8C, 36yds, (4.5), 0 TD
RECEIVING: Demarius Thomas 12 for 131yds, 21LG, 0 TD
DEFENCE: Calais Campbell, 6 T, 2 STF, 1 HUR
KICKING: Josh Brown. 1 of 1 XPA. 1 of 2 FGA. 4 Pts

WRECKING BALL**13**

PASSING: Brian Hoyer, 9 of 17, 71 yds, 0 TD, 0 INT
RUSHING: Chris Johnson, 25C, 159yds, (6.4), 1 TD
RECEIVING: Brian Hartline, 3 for 24yds, 9LG, 0 TD
DEFENCE: James Harrison, 7 T, 4 SK, 1 HUR, 2 FF
KICKING: Randy Bullock, 1 of 2 XPA, 1 Pts

02-04-2017 Stone Poney Shore Temp: 45 Wind: 0-10 None MVP: **Chris Johnson**

	1	2	3	4	Tot
2015 Markham (10-6)	0	0	3	7	10
2016 New Jersey (5-11)	0	6	0	7	13

Scoring Summary

2 7:34 New Jersey	TD Johnson 5 run (no good) (13-71-7:23)	0-6
3 4:03 Markham	FG Brown 45 (9-44-4:56)	3-6
4 12:44 New Jersey	TD Crowell 1 run (Bullock) (13-80-6:19)	3-13
4 1:23 Markham	TD Weeden 3 pass to Dorsett (Brown,J) (8-80-2:54)	10-13

	MAR	NJ
First Downs	24	19
Rushes	16-66	33-195
Passes	42-31-355	17-9-71
Sacked	8-75	1-8
Fumble	2	0
Penalties	16-115	5-40
Turnovers	0	0
Missed Tackles	9	4
Blitzes	22	43
Time	32:56	27:04
Third Down	7-15	4-11
Fourth Down	1-1	1-1
Red Att/Td/Fg	7/1/0	3/2/0
Net Offense	346	258

MUSTANGS**21**

PASSING: Matt Ryan, 18 of 30, 225yds, 2 TD, 1 INT
RUSHING: Rashad Jennings, 15C, 109yds, (7.3), 1 TD
RECEIVING: Anquan Boldin, 5 for 93yds, 45LG, 2 TDs
DEFENCE: JJ Watt, 6 T, 1 SK, 2 PD, 2STF, 1FF
KICKING: Mason Crosby, 3 of 3 XPA, 0 of 2 FGA, 3 Pts

CORN KINGS**0**

PASSING: Jimmy Garoppolo, 4 of 16, 58 yds, 0 TD, 2 INTs
RUSHING: Todd Gurley, 20C, 107yds, (5.4), 0 TD
RECEIVING: Todd Gurley, 1 for 36yds, 36LG, 0 TD
DEFENCE: David Harris, 14 T, 1 SK, 2 STF
KICKING: Nick Novak, 0 of 1 FGA, 0 Pts

02-04-2017 Tillman Field Temp: 27 Wind: 0-10 MVP: **Anquan Boldin**

	1	2	3	4	Tot
2015 Aurora (14-2)	0	7	7	7	21
2015 Cowtown (10-6)	0	0	0	0	0

Scoring Summary

2 8:56 Aurora	TD Ryan 45 pass to Boldin (Crosby) (4-70-2:19)	7-0
3 2:09 Aurora	TD Jennings 7 run (Crosby) (15-99-7:05)	14-0
4 5:28 Aurora	TD Ryan 9 pass to Boldin (Crosby) (12-66-7:00)	21-0

	AUR	COW
First Downs	24	10
Rushes	39-176	28-125
Passes	30-18-225	17-4-58
Sacked	2-19	2-12
Fumble	0	2
Penalties	8-55	5-55
Turnovers	1	2
Missed Tackles	4	9
Blitzes	2	20
Time	36:48	23:12
Third Down	8-16	1-10
Fourth Down	1-2	1-3
Red Att/Td/Fg	3/2/0	1/0/0
Net Offense	382	171

GLADIATORS



20

PASSING: Sam Bradford, 14 of 33, 199 yds, 1 TD, 3 INTs
RUSHING: Kenjon Barner, 9C, 95yds, (10.6), 2 TDs
RECEIVING: Lance Moore, 5 for 92yds, 60LG, 1 TD
DEFENCE: Mychal Kendricks, 9 T, 1 SK, 2 STF
KICKING: Cairo Santos, 2 of 2 XPA, 2 of 2 FGA, 8 Pts

T-LIZARDS



30

PASSING: Zach Mettenberger, 18 of 37, 261 yds, 2TDs, 1INT
RUSHING: Darren McFadden, 29C, 172yds, (5.9), 0 TD
RECEIVING: Eric Decker, 13 for 191yds, 42LG, 0 TD
DEFENCE: Thomas Davis, 2 T, 1 PD, 2 INTs(0yds)
KICKING: Phil Dawson, 3 of 3 XPA, 3 of 4 FGA, 12 Pts

02-04-2017 Jurassic Park Temp: 67 Wind: Calm None MVP: Eric Decker							
	1	2	3	4	Tot		
2015 Gwinnett (10-6)	7	0	10	3	20		
2015 Durham (7-8-1)	10	3	7	10	30		
Scoring Summary							
1 13:49 Gwinnett	TD McLendon blk punt ret -24 (Santos)	7-0					
1 8:23 Durham	FG Dawson 33 (10-69-5:16)	7-3					
1 5:42 Durham	TD Mettenberger 5 pass to Johnson (Dawson,P) (7-51-2:36)	7-10					
2 7:47 Durham	FG Dawson 43 (11-59-5:05)	7-13					
3 14:44 Gwinnett	TD Bradford 60 pass to Moore (Santos) (1-60-0:16)	14-13					
3 10:39 Durham	TD Mettenberger 3 pass to Johnson (Dawson,P) (7-60-4:05)	14-20					
3 5:33 Gwinnett	FG Santos 27 (12-47-4:56)	17-20					
4 11:14 Durham	FG Dawson 28 (12-70-5:50)	17-23					
4 6:54 Gwinnett	FG Santos 26 (10-72-4:16)	20-23					
4 2:54 Durham	TD Hyde 3 run (Dawson,P) (10-80-4:00)	20-30					
						GWG	DTL
First Downs						16	24
Rushes						20-95	34-184
Passes						33-14-199	37-18-261
Sacked						0-0	5-36
Fumble						1	1
Penalties						5-39	11-82
Turnovers						3	1
Missed Tackles						12	1
Blitzes						13	15
Time						22:13	37:47
Third Down						3-14	6-17
Fourth Down						0-1	1-1
Red Att/Td/Fg						2/0/2	6/3/2
Net Offense						294	409

REGULATORS



17

PASSING: Kirk Cousins, 12 of 35, 97 yds, 1 TD, 4 INTs
RUSHING: Peyton Barber, 9C, 59yds, (6.6), 0 TD
RECEIVING: Jeremy Butler, 3 for 46yds, 30LG, 0 TD
DEFENCE: Luke Kuechly, 13 T, 2 STF
KICKING: Justin Tucker, 2 of 2 XPA, 11 of 1 FGA, 5 Pts

BLUE EAGLES




36

PASSING: Aaron Rodgers, 19 of 28, 187 yds, 2 TDs, 1 INT
RUSHING: Charles Sims, 13C, 62yds, (4.8), 0 TD
RECEIVING: Pierre Garcon, 5 for 67yds, 35LG, 2 TDs
DEFENCE: Marcus Peters, 4 T, 1 PD, 1FF, 2INTs (83yds-TD)
KICKING: Dan Carpenters, 3 of 5 XPA, 1 of 2 FGA, 16PTS

02-04-2017 Bluffs Stadium Temp: 23 Wind: 5-15 None MVP: Marcus Peters							
	1	2	3	4	Tot		
2015 South Carolina (5-11)	0	10	0	7	17		
2015 Scarborough (4-12)	20	10	0	6	36		
Scoring Summary							
1 10:52 Scarborough	TD Yeldon 4 run (Carpenter) (6-42-3:22)	0-7					
1 7:37 Scarborough	TD Rodgers 8 pass to Garcon (no good) (3-27-1:35)	0-13					
1 3:21 Scarborough	TD Peters 83 interception return (Carpenter)	0-20					
2 10:13 South Carolina	TD Morris 12 run (Tucker,J) (5-44-3:07)	7-20					
2 6:23 South Carolina	FG Tucker 34 (7-6-3:13)	10-20					
2 2:27 Scarborough	TD Yeldon 6 run (Carpenter) (3-26-1:18)	10-27					
2 0:00 Scarborough	FG Carpenter 47 (6-18-0:45)	10-30					
4 14:50 Scarborough	TD Rodgers 35 pass to Garcon (no good) (8-57-5:03)	10-36					
4 3:32 South Carolina	TD Cousins 9 pass to Allen (Tucker,J) (11-73-8:03)	17-36					
						SC	SBE
First Downs						16	17
Rushes						24-138	32-101
Passes						35-12-97	28-19-187
Sacked						4-30	0-0
Fumble						3	2
Penalties						5-42	8-53
Turnovers						6	2
Missed Tackles						6	6
Blitzes						15	47
Time						28:46	31:14
Third Down						7-15	5-12
Fourth Down						0-1	1-1
Red Att/Td/Fg						5/2/1	3/3/0
Net Offense						205	288

WOLVERINES



3

PASSING: Ryan Tannehill, 8 of 19, 103 yds, 0 TD, 0 INT
RUSHING: James Starks, 18C, 83yds, (4.6), 0 TD
RECEIVING: James Starks, 5 for 69yds, 35LG, 0 TD
DEFENCE: Anthony Zettel, 8T, 1 STF
KICKING: Mike Nugent, 1 of 3 FGA, 3 Pts

SWORDFISH



31

PASSING: Andy Dalton, 11 of 16, 172 yds, 0 TD, 0 INT
RUSHING: Justin Forsett, 12C, 92yds, (7.7), 2 TDs
RECEIVING: Odell Beckham Jr, 8 for 132yds, 31LG, 0 TD
DEFENCE: Jadaveon Clowney, 12 T
KICKING: Adam Vinatieri, 4 of 4 XPA, 1 of 1 FGA, 7 Pts

02-04-2017 The Fish Tank Temp: 76 Wind: MVP: Justin Forsett							
	1	2	3	4	Tot		
2016 Toronto (3-13)	0	0	0	3	3		
2015 Sebastian (14-1-1)	14	14	3	0	31		
Scoring Summary							
1 11:08 Sebastian	TD Anderson 3 run (Vinatieri) (9-80-3:52)	0-7					
1 0:54 Sebastian	TD Anderson 3 run (Vinatieri) (7-61-3:40)	0-14					
2 11:47 Sebastian	TD Forsett 5 run (Vinatieri) (6-55-2:59)	0-21					
2 10:00 Sebastian	TD Forsett 3 run (Vinatieri) (3-35-1:40)	0-28					
3 2:29 Sebastian	FG Vinatieri 35 (16-74-10:22)	0-31					
4 4:24 Toronto	FG Nugent 24 (21-86-12:58)	3-31					
						TOR	SS
First Downs						15	21
Rushes						32-150	31-146
Passes						19-8-103	27-17-222
Sacked						1-6	0-0
Fumble						1	0
Penalties						4-23	3-30
Turnovers						1	0
Missed Tackles						6	7
Blitzes						12	0
Time						28:22	31:38
Third Down						5-12	7-11
Fourth Down						0-0	0-0
Red Att/Td/Fg						2/0/1	5/4/1
Net Offense						247	368



FINAL

STANDINGS

East	W	L	T	Pct	Pts	Ave	Opp	Ave	Diff	Home	Div	Conf
Brooklin (z)	9	7	0	0.563	442	27.6	416	26	1.6	5 3 0	4 2 0	7 5 0
St. Charles (y)	8	8	0	0.5	325	20.3	350	21.9	-1.6	4 4 0	4 2 0	7 5 0
Mohave	8	8	0	0.5	381	23.8	369	23.1	0.8	5 3 0	2 4 0	6 6 0
Carthage	5	11	0	0.313	319	19.9	448	28	-8.1	2 6 0	2 4 0	4 8 0
Central	W	L	T	Pct	Pts	Ave	Opp	Ave	Diff	Home	Div	Conf
Twin Cities (z)	16	0	0	1	539	33.7	243	15.2	18.5	8 0 0	6 0 0	12 0 0
Charleswood	7	9	0	0.438	285	17.8	292	18.3	-0.4	3 5 0	3 3 0	7 5 0
Viriden	7	9	0	0.438	310	19.4	326	20.4	-1	3 5 0	3 3 0	6 6 0
Erieau	0	16	0	0	153	9.6	498	31.1	-21.6	0 8 0	0 6 0	0 12 0
West	W	L	T	Pct	Pts	Ave	Opp	Ave	Diff	Home	Div	Conf
Iowa City (z)	12	4	0	0.75	416	26	264	16.5	9.5	4 4 0	5 1 0	9 3 0
Los Angeles (y)	10	6	0	0.625	333	20.8	236	14.8	6.1	5 3 0	5 1 0	7 5 0
Chino	7	9	0	0.438	371	23.2	389	24.3	-1.1	5 3 0	1 5 0	4 8 0
Mission Viejo	5	11	0	0.313	275	17.2	411	25.7	-8.5	3 5 0	1 5 0	3 9 0
ATLANTIC CONFERENCE												
North	W	L	T	Pct	Pts	Ave	Opp	Ave	Diff	Home	Div	Conf
Sebastian (z)	14	1	1	0.906	525	32.8	264	16.5	16.3	6 1 1	4 1 1	10 1 1
Cowtown (y)	10	6	0	0.625	358	22.4	352	22	0.4	5 3 0	4 2 0	7 5 0
Durham	7	8	1	0.469	415	25.9	356	22.3	3.7	5 3 0	2 3 1	5 6 1
Scarborough	4	12	0	0.25	312	19.5	450	28.1	-8.6	3 5 0	1 5 0	3 9 0
Coastal	W	L	T	Pct	Pts	Ave	Opp	Ave	Diff	Home	Div	Conf
Markham (z)	10	6	0	0.625	394	24.6	275	17.2	7.4	6 2 0	4 2 0	7 5 0
Pickering	8	8	0	0.5	295	18.4	372	23.3	-4.8	4 4 0	4 2 0	5 7 0
York	7	9	0	0.438	334	20.9	318	19.9	1	4 4 0	3 3 0	4 8 0
New Jersey	5	11	0	0.313	212	13.3	384	24	-10.8	3 5 0	1 5 0	3 9 0
South	W	L	T	Pct	Pts	Ave	Opp	Ave	Diff	Home	Div	Conf
Aurora (z)	14	2	0	0.875	463	28.9	229	14.3	14.6	8 0 0	5 1 0	10 2 0
Gwinnett (y)	10	6	0	0.625	409	25.6	341	21.3	4.3	7 1 0	5 1 0	9 3 0
South Carolina	5	11	0	0.313	269	16.8	386	24.1	-7.3	3 5 0	2 4 0	5 7 0
Toronto	3	13	0	0.188	204	12.8	370	23.1	-10.4	2 6 0	0 6 0	3 9 0

(z)-clinched division
 (y)-clinched wildcard

PASSING

Rk	Player	Team	Att	Cmp	C%	Yards	In	I%	Lg	TD	TD%	Rate
1	Dalton	SS	298	194	65.1	2959	5	1.7	86	20	6.7	113.1
2	Palmer,C	TCT	529	314	59.4	4707	12	2.3	71	52	9.8	111.9
3	Winston,J	SS	230	145	63	1880	3	1.3	91	16	7	106.4
4	Wilson,R	ICC	449	277	61.7	3703	7	1.6	73	33	7.3	105.9
5	Roethlisberger	GWG	318	207	65.1	2888	10	3.1	96	22	6.9	104.1
6	Taylor,T	MAR	398	245	61.6	2977	3	0.8	80	25	6.3	102.3
7	Hasselbeck	COW	270	181	67	2111	5	1.9	60	15	5.6	101.3
8	Bridgewater	LAK	540	350	64.8	3895	3	0.6	79	28	5.2	101.1
9	Smith,A	BRH	481	282	58.6	3669	8	1.7	73	33	6.9	98.7
10	Ryan,M	AUR	548	336	61.3	4043	14	2.6	53	28	5.1	90.3
11	Brees	DTL	512	293	57.2	3647	14	2.7	60	34	6.6	90.2
12	Newton,C	CHI	523	317	60.6	3799	10	1.9	78	24	4.6	90.2
13	Mariota	CAR	352	198	56.3	2666	11	3.1	73	23	6.5	89.3
14	Rivers,P	PIC	490	298	60.8	3247	12	2.4	66	25	5.1	87.2
15	Carr,D	VV	456	266	58.3	3353	12	2.6	75	22	4.8	86.4
16	Wentz	STC	301	172	57.1	2212	8	2.7	74	15	5	85.9
17	Brady,T	YOR	563	308	54.7	4083	14	2.5	81	27	4.8	83.5
18	Cousins,K	SC	611	360	58.9	3691	15	2.5	78	22	3.6	78.1
19	Flacco	COW	226	140	61.9	1380	7	3.1	47	8	3.5	78
20	Manning,E	MVM	494	286	57.9	3156	15	3	80	20	4	77.8
21	Fitzpatrick	MOH	543	289	53.2	3501	18	3.3	60	28	5.2	76.7
22	Bortles	CHP	523	286	54.7	3248	12	2.3	70	18	3.4	75.4
23	Rodgers,A	SBE	530	285	53.8	2958	14	2.6	71	22	4.2	73
24	Tannehill	TOR	445	260	58.4	2862	15	3.4	66	12	2.7	72.5
25	Lynch,P	ERI	247	124	50.2	1272	12	4.9	54	7	2.8	54.6
26	Smith,G	DTL	23	15	65.2	227	0	0	45	2	8.7	126.5
27	Luck	MOH	3	2	66.7	44	0	0	23	0	0	109.7
28	Weeden	MAR	120	84	70	898	1	0.8	57	6	5	104.8
29	Manziel	VV	2	1	50	28	0	0	28	0	0	95.8
30	Osweiler	ICC	11	9	81.8	74	0	0	14	0	0	94.7
31	McGloin	SBE	5	4	80	26	0	0	9	0	0	88.3
32	Jackson,T	YOR	6	4	66.7	43	0	0	12	0	0	87.5
33	McCown,J	STC	184	110	59.8	1281	6	3.3	85	10	5.4	85.4
34	Foles	NJ	138	80	58	967	5	3.6	77	6	4.3	79
35	Jones,C	CAR	102	51	50	626	1	1	56	4	3.9	78.3

Rk	Yards/Attempt	Team	Avg	Rk	Yards/Completion	Team	Avg	Rk	Times Sacked	Team	No.
1	Dalton	SS	9.9	1	Dalton	SS	15.3	1	Cousins,K	SC	49
2	Roethlisberger	GWG	9.1	2	Palmer,C	TCT	15	2	Brees	DTL	43
3	Palmer,C	TCT	8.9	3	Roethlisberger	GWG	14	3	Fitzpatrick	MOH	42
4	Wilson,R	ICC	8.2	4	Mariota	CAR	13.5	4	Newton,C	CHI	40
5	Winston,J	SS	8.2	5	Wilson,R	ICC	13.4	5	Bridgewater	LAK	40

Rk	Yards/Game	Team	No.	Rk	Pass Gains 25+	Team	No.	Rk	Bad Passes	Team	No.
1	Palmer,C	TCT	294	1	Palmer,C	TCT	38	1	Carr,D	VV	51
2	Dalton	SS	269	2	Wilson,R	ICC	35	2	Brees	DTL	47
3	Roethlisberger	GWG	263	3	Brady,T	YOR	29	3	Fitzpatrick	MOH	47
4	Brees	DTL	261	4	Dalton	SS	28	4	Smith,A	BRH	47
5	Brady,T	YOR	255	5	Brees	DTL	26	5	Manning,E	MVM	45

RUSHING

Rk	Player	Team	Att	Yds	Ave	Lg	TD	Rk	Player	Team	No	Yds	Ave	Lg	TD
1	Martin,D	TCT	301	1665	5.5	50	13	1	Brown,A	TCT	120	2059	17.2	71	31
2	Peterson,A	CHI	324	1616	5	46	6	2	Fitzgerald	COW	110	1149	10.4	53	14
3	McFadden,D	DTL	252	1480	5.9	48	3	3	Green,A	CHI	102	1450	14.2	73	9
4	Stewart,J	BRH	226	1395	6.2	49	11	4	Jones,J	MOH	101	1280	12.7	54	7
5	Elliott,E	VV	274	1198	4.4	20	7	5	Maclin	GWG	96	1554	16.2	96	16
6	Ivory	MVM	205	1169	5.7	39	9	6	Cooks	LAK	93	1263	13.6	75	4
7	Hillman	MOH	207	1140	5.5	62	7	7	Matthews,J	LAK	91	1036	11.4	79	13
8	Miller,L	CHP	230	1128	4.9	32	8	8	Decker	DTL	88	1041	11.8	42	10
9	Freeman,D	PIC	259	1069	4.1	27	3	9	Hopkins,D	BRH	86	1462	17	73	11
10	Gurley	COW	193	1034	5.4	30	7	10	Woodhead	CHI	85	826	9.7	69	5
11	Gore	LAK	283	1016	3.6	23	9	11	Baldwin,D	SS	83	1592	19.2	91	16
12	Jennings,R	AUR	201	995	5	56	8	12	Cooper,A	VV	82	1132	13.8	55	8
13	Lacy	CAR	205	952	4.6	38	4	13	Tate,G	PIC	77	776	10.1	52	3
14	Anderson,C	SS	159	948	6	69	15	14	Boldin	AUR	76	1115	14.7	49	8
15	Blount	COW	168	943	5.6	46	8	15	Thomas,D	MAR	76	879	11.6	68	5
16	McCoy,L	GWG	177	893	5	26	7	16	Hilton	DTL	75	1443	19.2	71	11
17	Forsett	SS	139	809	5.8	38	5	17	Hurns	MVM	74	1181	16	66	8
18	Murray,D	TOR	207	796	3.8	25	2	18	Landry,J	GWG	73	975	13.4	77	6
19	Drake	AUR	108	776	7.2	79	4	19	Evans,M	COW	73	1032	14.1	58	3
20	Crowell	NJ	163	752	4.6	63	5	20	Beckham Jr	SS	71	1150	16.2	80	9
21	Sims,C	SBE	121	739	6.1	52	2	21	Barnidge	LAK	71	842	11.9	58	5
22	Johnson,C	NJ	169	719	4.3	58	3	22	Gronkowski	BRH	70	1012	14.5	59	11
23	Bernard	YOR	157	714	4.5	33	3	23	Marshall,B	MAR	69	1164	16.9	80	11
24	Yeldon	SBE	141	698	5	43	7	24	Johnson,C	DTL	68	1012	14.9	60	13
25	Hill,J	ICC	146	698	4.8	55	8	25	Robinson,A	MOH	64	1205	18.8	60	12

RECEIVING

RETURNS

Rk	Player	Team	No	Yds	Ave	Lg	TD	Rk	Player	Team	No	Fc	Yds	Ave	Lg	TD
1	Patterson	MOH	56	1698	30.3	105	1	1	Amendola	SS	31	27	303	9.8	76	1
2	Drake	AUR	18	545	30.3	66	0	2	Brown,A	TCT	36	26	321	8.9	86	2
3	Abdullah,A	SC	44	1277	29	103	1	3	Hammond Jr	CHP	20	0	143	7.2	29	0
4	Harris,D	TOR	55	1575	28.6	106	1	4	Lockett	ICC	41	10	289	7	89	1
5	Cunningham	DTL	39	1062	27.2	97	1	5	Kerley	COW	32	16	223	7	58	0
6	Ross,R	COW	36	922	25.6	95	1	6	Clay,K	AUR	22	0	151	6.9	84	1
7	Johnson,D	MAR	27	686	25.4	107	0	7	Thomas,D	YOR	35	2	240	6.9	42	0
8	Lockett	ICC	34	863	25.4	42	0	8	Ginn Jr.	SC	18	15	118	6.6	20	0
9	Marshall,J	ERI	72	1818	25.3	64	0	9	Harris,D	TOR	38	5	248	6.5	61	1
10	Ellington	GWG	38	939	24.7	41	0	10	Mumphery	BRH	22	9	141	6.4	20	0
11	Jones,T	SBE	49	1174	24	44	0	11	Weems,E	NJ	22	19	141	6.4	27	0
12	Huff,J	MVM	41	973	23.7	41	0	12	Bray	DTL	28	13	169	6	15	0
13	Smith,R	NJ	42	919	21.9	41	0	13	Crowder	SBE	33	7	198	6	26	0
14	McCluster	VV	20	437	21.9	34	0	14	Ervin	MAR	45	12	269	6	14	0
15	Whalen	CHI	30	653	21.8	49	0	15	Jones,C	CAR	33	10	195	5.9	64	1

DEFENCE

INTERCEPTIONS								SACKS				TACKLES			
Rk	Player	Team	No	Yds	Ave	Lg	TD	Rk	Player	Team	No.	Rk	Player	Team	Bo.
1	Peters,M	SBE	7	192	27.4	83	2	1	Miller,V	YOR	19	1	Wright,K	MOH	132
2	Amerson	LAK	7	103	14.7	45	2	2	Dunlap,C	SS	17	2	Smith,D	ERI	127
3	Green,T	MOH	6	59	9.8	39	0	3	Jones,C	SS	17	3	David	CHP	113
4	Davis,T	DTL	6	19	3.2	19	0	4	Ansah	TCT	16	4	Barwin	ICC	113
5	Hargreaves	LAK	6	158	26.3	65	1	5	Mercilus	MOH	15	5	Graham,B	SC	112
6	Gilmore,S	ICC	5	65	13	38	0	6	Ingram,M	VV	15	6	WorriLOW	MOH	106
7	Acker	STC	5	82	16.4	27	0	7	Donald	MOH	15	7	Smith,M	STC	104
8	Coleman,K	YOR	5	106	21.2	27	1	8	Mack,K	MVM	15	8	Timmons	YOR	103
9	Thomas,E	AUR	5	126	25.2	84	1	9	Atkins,G	YOR	13	9	Johnson,D	MVM	101
10	Smith,J	GWG	5	154	30.8	99	0	10	Watt,J	AUR	13	10	Smith,J	GWG	100
11	Kuechly	SC	5	117	23.4	39	2	11	Ware,D	CHI	12	11	Tulloch	NJ	99
12	Ramsey	TOR	5	61	12.2	21	0	12	Matthews,C	BRH	12	12	Simon,J	TOR	99
13	Jones,A	PIC	4	39	9.8	14	0	13	Harrison,J	NJ	12	13	Ryan,L	SBE	97
14	Grimes,B	BRH	4	37	9.3	17	0	14	Short	LAK	11	14	Greenway	GWG	97
15	Burfict	BRH	4	45	11.3	23	1	15	Casey,J	TCT	11	15	Ingram,M	VV	97
16	Woodson	LAK	4	25	6.3	25	0	16	Wilkerson	ICC	11	16	Davis,D	ERI	97
17	Verrett	CAR	4	7	1.8	4	0	17	Avril	AUR	11	17	Posluszny	SS	96
18	Ryan,L	SBE	4	23	5.8	21	0	18	Hughes,J	TCT	10	18	Jones,D	SBE	95
19	Dansby	AUR	4	89	22.3	35	2	19	Ogbah	CAR	10	19	Harris,D	COW	95
20	Norman,J	AUR	4	125	31.3	44	2	20	Kerrigan	COW	10	20	Harris Jr.	TCT	94

KICKING

Rk	Player	Team	FGA	FGM	FG%	40	50	Lg	Pts
1	Crosby	AUR	34	24	70.6	5	1	53	125
2	Bailey,D	CHI	33	29	87.9	7	0	46	123
3	Vinatieri	SS	24	20	83.3	2	0	45	119
4	Brown,J	MAR	28	24	85.7	9	2	54	114
5	Santos	GWG	27	20	74.1	2	0	44	109
6	Walsh,B	YOR	32	25	78.1	9	2	53	106
7	Dawson,P	DTL	24	17	70.8	5	0	49	101
8	Janikowski	MOH	22	17	77.3	3	0	46	97
9	Coons	PIC	28	23	82.1	3	0	46	97
10	Hocker	BRH	23	18	78.3	0	0	39	96
11	Succop	CHP	24	21	87.5	3	0	47	91
12	Novak	COW	28	18	64.3	9	0	46	89
13	Aguayo	TCT	10	8	80	2	0	42	85
14	Hauschka	STC	23	16	69.6	4	2	51	81
15	Myers,J	ICC	23	13	56.5	3	0	43	80
16	Carpenter	SBE	21	15	71.4	2	0	47	78
17	Catanzaro	CAR	16	12	75	4	2	55	73
18	Lambo	MVM	15	14	93.3	6	0	48	71
19	Boswell	NJ	18	15	83.3	5	2	52	67
20	Folk	VV	24	15	62.5	3	0	49	65



With
ARPIN PLUNDERFLUNDER

FANTASY FREAKZ!

PLAYOFF FORECAST

Week 16 Analysis

Alex Smith (20FP) looked poised in the big game vs Chino. As long as his "big three" stay healthy he is a great dark horse playoff pick.

Carson Wentz (10FP) has been looking shaky in past 4 weeks but his game-winning TD pass to **Kendall Wright** (7FP) was a money throw in a big spot.

My smart pick, WR **Julio Jones** (4FP) suffered from a Hellfire game plan that gave the ball to **Ronnie Hillman** (23FP). Tell me who saw that one coming!

Justin Forsett (21FP) looked great against a Toronto team going through the motions. But expect him to take a backseat to **CJ Anderson** (14FP) two weeks from now.

For some reason the Pats tried to take **Doug Martin** (17FP) out of the game and paid less attention to **Antonio Brown** (13FP). He was still effective which makes him a good bet in playoff pools.

If you are looking for a playoff kicker, none stood out in the final week. But **Adam Vinatieri** (7FP) and **Mason Crosby** (3FP) are both reliable and likely to get past their first rounds.



Who's Hot?

DeAndre Hopkins (BRH)

10 – 160, 2TDs, 28 FP
No, this is not "equity." He really was the best WR this week – ready for playoffs.

Russell Wilson (ICC)

24 of 42, 265yds, 4TD, 30FP
No running boost this time. It was all arm against an 'okay' Carthage secondary.

Anquan Boldin (AUR)

5 – 93, 2 TDs 21 FP
He found end zone twice against consistent double teams. Looking good.



Who's Cold?

Teddy Bridgewater (LAK)

9-16, 52yds, 1 INT, 0 FP
Worst game of season came against a bad D. He is looking for the magic again.

Larry Fitzgerald (COW)

1 – 9yds, 0 TDs, 1 FP
He had Garoppolo throwing to him but I still expect more from the no.2 ranked WR.

Doug Baldwin (SEB)

2 – 32yds, 0 TDs, 3 FP
He caught the balls thrown his way but he was not targeted in stat-building game.

QUESTION OF THE WEEK

I am in a playoff pool where you have to pick minimum one player from each team. Do I go with Todd Gurley or LeSean McCoy? – Amos (Shreveport)

This boils down to which team you think will advance. In terms of production, McCoy is the only game in town for the Glads, while Gurley shares duties with Blount. Go with "shady" McCoy!

Wildcard

SMART
PLAY



Brandin Cooks, WR (LAK) Its playoff time and I am banking on a Teddy Bridgewater comeback in the wildcard game against inexperienced Charger D. If so, Cooks will be the big play guy!



AROUND THE

10

EFL

10

With Spats McChad

NEW YORK – Cantonites and Clevelanders reacted swiftly and with predictable outrage to my characterization of Football’s birthplace as a rustbelt apocalypse and my insinuation that Cleveland is a place to be avoided. Intriguingly, dozens of readers who claimed to be from the Canton area came to the defence of the city’s blowjob market. The going rate, they claim, is anywhere from between \$20 and \$60 and potentially much more if you shop high end. One reader accused me of being “*completely out of touch with the Canton escort business;*” and that reader is entirely correct. I admit that I did no formal “research” on the topic. Therefore, in the tradition of the mainstream media, I am issuing a retraction of the claim that \$10 is the going rate for a blowjob on the streets of Canton and apologize to the escorts of Canton while ensuring that the said retraction is in small print and buried deep within a long paragraph that, studies show, only 23% of you will actually read.

While it was heart-warming to see so many upstanding citizens come to the defence of Canton’s escorts, it was amusing to read claims of urban renewal and spirited defences of the supposedly rebounding economy there. Old buildings are being refurbished and turned into lofts. A burgeoning “arts district” is emerging in the traditional historic city center. The ‘Hall of Fame Village’ will feature upscale shopping and condos. *Blah, blah, blah, blah.....* So Canton is turning into a bedroom community and a local shopping destination! That’s nice. Arts districts and trendy boutiques are sure signs of desperation. If a city has no lucrative industry of its own to drive the economy, it sets these “trendy” traps for people from cities that do. Talk to me about a Canton revival when factories start re-opening and people don’t have to turn to the world’s oldest profession to make ends meet.

THE CAMS

For years, **Cam Newton** was the engine driving the Convicts to multiple playoff appearances. When the team didn’t make it to the post-season, he brought them close. Once there, however, he invariably failed to push them over the top. Few blamed Cam for this. He was ‘The Man’ who, almost everyone agreed, could *almost* do it alone, but needed a few more pieces to work with.

However, in 2015 the dynamic changed. **Kirk Cousins**, whose development in Coach **Rob Nazar**’s system had been impressive, provided a different option. Cousins was a pure pocket passer while Cam, some claimed, abandoned the pocket too quickly under pressure. This prompted some to openly talk of a quarterback platoon system. One major football publication even ran a story, since debunked, that Coach Nazar was seriously considering a permanent switch at quarterback.

Replacing Newton with Cousins, or even having them share snaps at quarterback, was probably never under serious consideration. But apparently any talk of a challenge to his alpha position on the Convicts – even journalistic speculation on a slow news day – was intolerable to Cam. Behind the facade of his public support for Coach Nazar and his declared willingness to do what was “best for the team,” Newton privately fumed. Determined to assert his position on the field, he started the 2015 season hot, leading the league in passer rating through the first 8 weeks of 2015. He was, at that point, considered the favourite to win Offensive MVP. But the limitations of an ageing and inefficient supporting cast eventually caught up with him and the Convicts fell off the playoff map. Cam looked broken down in a 42-0 season finale loss to the Cubs, prompting outrage on his behalf by fans and sportscasters directed at a management that had not done enough to support the team’s only superstar.

In 2016 it appeared that he finally had been given the support he needed. Cousins was traded to South Carolina for one of the league’s purebred studs at wide receiver, **AJ Green**. There was little second-guessing and much praise for the move; with many calling it a “win-win” for both the Regulators and the Convicts. This trade served the dual purposes of acquiring a bona fide star for Cam to throw to and giving him an unqualified vote of confidence. In 2016 he would not be distracted by Cousins standing over his shoulder complaining about holding the clipboard and giving him unsolicited advice. The Convicts of 2016 would be *Cam’s Team*. One local TV station event started calling Chino’s football team, the “Cams.”

A bolstered and confident Cam was now the centerpiece of the awkwardly named ‘*Trio of Transgression,*’ flanked by Green and returning superstar running back, **Adrian Peterson**. A trade for **Zach Strief** bolstered blindside protection while tight end **Greg Olsen** would now be an option, but not the only option, in the passing game. The defence was assumed to be strong even though hard evidence to support that evaluation was scarce. This was based on the historical reputation of the ‘Lockdown Crew’ and a convincing promotional campaign led by **DeMarcus Ware** and **Robert Mathis** that featured a montage of their most memorable sacks over a combined 20 years of EFL experience and ended with them dumping a **Russell Wilson** bobble head doll into a giant potato sack. There was no doubt that Chino would contend with the Cubs for the West Division title.

And then the season started...badly. Newton compiled a miserable 45.9 passer rating over a 0-3 start. Peterson was second in the league in rushing, but the leading receiver on the Convicts at that point was running back, **Danny Woodhead**. Film showed that **AJ Green** was getting open but Cam was either not finding him or missing him wildly, connecting on just 33% of his targets. The defence struggled to make stops, gave up scads of yards and surrendered an average of 30 points per game. The media in Chino and across the nation was at a loss. *What was wrong with Cam?* This was the question that everyone asked but nobody dared to answer.

Well, let me begin to answer that question, 13 weeks later as the curtain falls on the Convicts' lost season. According to my sources, finally coming forward in slowly increasing numbers, Cam took management's vote of confidence and turned it into a licence to take control of the team. Little did sports writers and commentators realize that, when they referred to the Convicts as "Cam's team," Newton was interpreting that literally. With only the raw and inexperienced **Dak Prescott** behind him on the depth chart, he now had the coaching staff and management by the short and curlies.

Soon after the start of training camp, Newton introduced what he called 'Cam Days' – days when he would excuse himself from camp to "*re-charge his batteries.*" Occasionally 'Cam Days' would include other players he considered close friends, so that they could "*bond away from the football field.*" It was not uncommon for Cam, Peterson, **Jahri Evans**, Ware, **Johnathan Joseph** and rookie **Nelson Agholor** (who Cam had decided to "mentor") to all be absent from practice at the same time. On one occasion Agholor was confronted by Coach Nazar, who threatened to fine him, but backed off when the young receiver protested, "*But I cleared it with The Man.*" After practice, Newton would go clubbing with his favourites. But on these occasions he was sure to bring along his rookie back-up, Prescott, to "watch the limos" and run errands for Newton and his friends. In this way Newton ensured that his only competition was a bleary-eyed wreck the mornings after such escapades. As a result, Prescott was unable to run the offence, even in practice, and the thought of him having to enter a live game was horrifying to the coaching staff – all of whom were unaware of what was going on.

Nazar was not completely oblivious, however. The change in Cam was obvious and team discipline was breaking down. But whenever he tried to crack down on his star, Newton would simply respond with one-liners like: "*oohh...I think I feel stiffness in my back coming on*" or, as on the eve of drug-testing; "*you're stressing me out, Coach. I might have to light up a doob to calm myself down.*" Eventually, Nazar began clearing his practice times with Newton first, before setting the team schedule.

Needless to say, this was no way to run a team. But Nazar was in a bind. The entire franchise rested on Newton's shoulders and there was no other option at quarterback. The team and the public would openly revolt if he dared to start Prescott and it was too late to bring in somebody else. He was banking on Cam getting his act together when the games started for real and his reputation, in a contract year, was on the line.


In spite of these pressures, however, Nazar almost did resort to the unthinkable when Cam came into his office three days before opening day and plopped a new playbook on his desk – a playbook he had personally designed with "AP and AJ."

"No more of those boring plays, Rob my man," Newton announced. "My crew and I came up with some better plays. We think that the players making the plays should make the plays, if you get my drift. You keep talking into your headset – for the cameras – but we'll be calling the numbers, bro."

"Get the f&*k out of my goddamn office!" Nazar allegedly screamed as he picked up the playbook and threw it against the wall. "And take this pile of garbage with you!"

Newton just looked at him, unfazed, and replied: "Have it your way, bro. You messing with the wrong guy."

We all know how the season went for 'Cam the Man' and *His Convicts*. After three humiliating outings, in which he could not execute even simple plays – let alone the crude flag football inspired plays he and his teammates had drawn up – Cam gradually worked his way back into something resembling his pre-2016 form. By Week 7 Chino fans were starting to breathe easier after he and **AJ Green** combined for 4 touchdowns to beat Gwinnett 37-31 in overtime. But four weeks later, with the team at a shaky 5-6, it was also becoming obvious that the Convicts only looked like the team



Cam Newton pops the bubbly at the wrong time for the wrong reasons during training camp at The Yard in Chino while teammates and their friends egg him on.

fans had hoped they would be against poor or middle-of-the-road competition. They were 1-5 versus teams with a winning record..

After a Week 13 victory over Charleswood, Cam & the Convicts were in a familiar position – in a playoff spot by a hair and needing to win to stay in the hunt. But a perplexing loss to Carthage in Week 14 and a heartbreaking loss to the Cubs in Week 15 knocked them back under 500 and out of the second wildcard spot. Despite everything, however, they could still make the playoffs heading into the final week of the regular season. A win over Brooklin would lift them into the second wildcard slot and make everything right again.

'CAM THE MAN' VERSUS 'THAT OTHER GUY'

The Hawks, too, had had issues of their own to deal with over the course of a rocky campaign. The prohibitive favourites to win the East Division at the beginning of the season were in the unpleasant and difficult position of having to beat the Convicts to ensure they finished ahead of expansion St. Charles.

Their problems were systemic, dating back many years to their days as the Death Valley Undertakers, followed by the Santa Clara Banana Sluggs then the Beaufort County Ravens. Since 2011, high to mid-ranking defences had consistently performed near the bottom of the league statistically. This year was no different. Although talent-wise this was probably the least impressive defence the team had fielded over that time span, it was about average by league standards. Still, it had performed very poorly under pressure. Heading into this game they had surrendered 161 points in the 4th quarter, 18 more than pitiful Scarborough, the next worse. The “why” remained a mystery; but the “what” was very clear: more than anything else, the defence had put them behind the eight ball.

The networks descended on Optimist Park in Brooklin for this week’s prime time “flex” game and immediately the sorry story of the Hawks stadium, or lack of a stadium, dominated the on-air discussion. A pair of seasons hung in the balance and all ESPN could talk about was the army of port-a-potties that circled the field and the swing sets and monkey bars visible in the distance through gaps in the rows of makeshift bleachers that constituted 80% of the seating. In February, at night, this open air arrangement was also exceedingly uncomfortable – even if the temperature was an unseasonably high 42 degrees.

As if out of spite for having to endure such wretched conditions, the media turned on the Hawks *'en masse.'* There was no way a team that played in a place like this should be able to beat Chino. Never mind that they had the third highest ranking offence in the league, the Hawks could not stop anybody; and when push came to shove the leadership and talent of **Cam Newton** would prevail over “that other guy,” as sideline reporter **Belinda Bollinichit** (ESPN’s latest stunning but stupid concession to gender equality in football reporting) referred to **Alex Smith** in presenting her pre-game “analysis” while standing too close to Newton and **AJ Green** at the Chino bench during pre-game warm-ups.

Thankfully for the integrity of the sport, once the game started and the cameras focused on the gridiron, the scandal of Optimist Park quickly faded and the reality of the game took over. As critical contests go, it was not exactly a classic. But it was a good, competitive game that featured a fascinating fight between a great physical and emotional talent in Newton on one hand; and a cerebral but fragile-looking workman in Smith on the other.

Watching Smith play it is hard to believe he commands such a prolific offence. But the secret of his success is not in his feats of athleticism (although he is a capable runner with deceptive agility in the pocket) but rather in his decision-making and the presence of three extremely able-bodied targets in **DeAndre Hopkins**, **Rob Gronkowski** and **Alshon Jeffery**. The quick strike Hawks’ offence was on display early when Smith fired a long pass to Hopkins on the second play from scrimmage. The Hawks’ no.1 receiver snared it in mid-stride and slashed past free safety **Roman Harper** for a free run to the end zone. The 71-yard scoring strike gave Brooklin the early lead. But by the end of the 1st quarter that lead was eclipsed by a pair of touchdown passes from Cam: a 34-yard hook-up with **AJ Green** on a deep fly pattern; and a 10-yard lob down the seam that **Greg Olsen** took 45 yards for another.

The quick retaliation was good enough for TV analyst **Phil Mimms** to virtually declare the game in favour of Cam and the Convicts, as a network might call a State on election night: “Those were big time throws in a big time game!” he effused. “He answered the early score then made a statement of his own. Cam is here to play. He will not let this last chance slip away!”

It was a premature assessment. Smith dinked and dunked the Hawks to the edge of the Chino red zone with 6 straight completions then went to the ground game with a third down bootleg, followed by an 11-yard **Ryan Mathews** run and carries of 8 and 6 yards – the last for a touchdown – by **Jonathan Stewart** to tie the game at 14. There had been no single “big play,” although collectively it had been a big drive. But there was no similar exalted praise offered for “the other guy’s” efforts. Instead, Mimms admonished the Chino defence for “sitting back and playing passive” on the drive.

A three-and-out on Chino’s next possession signalled the start of a half game hibernation by the Convicts’ offence. The last play had been a screen to **Danny Woodhead** that was stopped for a 3-yard loss by **Vontaze Burfict**, who had read the play perfectly. When one of the thickest skulls in the game “reads” a play, you know it was written in proverbial crayon. An exaggerated drop back in which Cam teasingly held out the football to pursuing lineman was an obvious tell that something was up. But Mimms saw fit to criticize Woodhead for “turning and planting his feet too early,” thereby telegraphing the pass.

There was no such let up by the Hawk’s offence. With deliberation it moved back down the field, this time beginning with the ground game and ending with five straight passes, the last a 9-yard cross from Smith to **Randall Cobb** for the go-ahead TD. In five series, Brooklin had scored majors on three of them. The half ended with Newton being intercepted by **Janoris Jenkins** as he attempted a check down to Green. It looked like Newton simply did not see the Hawks corner in position, yet he gesticulated at Green immediately afterwards, as if his star receiver had been supposed to be somewhere else. The pick gave the Hawks the half time lead and took away Newton’s swagger. ‘The Man’ strode off the field shaking his head in disgust.

The stage was set for a dramatic Convicts' comeback. As the cameras returned to live action, play-by-play man **Bill Mimes** made sure we were aware of the impending drama: "buckle up, folks!" he exclaimed then turned to his booth partner Mimms and asked, "Do you think we're going to see a comeback by the Convicts here, Phil?"

"I have no doubt we will, Bill," Mimms replied. "The Hawks' defence has struggled all year late in games. I have a feeling Cam Newton will take the game into his own hands in the second half."

In a sense, Mimms was correct. Cam did take the game into his own hands in the second half. But they were the same hands that had, to that point, led to the Convicts to a half-arsed 7-8 record. The offence punted on its first two series and turned the ball over on downs on its third. Meanwhile, the Hawks struck quickly on their first possession of the 2nd half, capitalizing on a 24-yard Stewart run with a 16-yard medium cross to Hopkins for a touchdown.

Heading into the 4th quarter, the Hawks led 28-14. But fans at Optimist Park were anything but optimistic. The 4th quarter was, rightly so, the most nerve-wracking time for Hawks fans. There was a collective groan and a sense of impending doom when Chino's **Alterraun Verner** picked off Smith to start the final frame. The turnover energized the Convicts' offence; a 20-yard pass to Green set the stage for a 2-yard TD pass to Olsen, to narrow the gap to 7 points. Then a surprise onside kick gave the ball back to the Convicts. But with a mountain of momentum now in their favour, the cycle of failure that had beset the Convicts in 2016 reasserted itself on the field. **Adrian Peterson** was stuffed for a 2-yard loss and Newton misfired badly on a pair of pass attempts. 59 seconds after recovering a dramatic onside kick the Chino punting unit was on the field.

The Hawks had made a 4th quarter stop! It was a sure sign that the Convicts were in trouble. The delirious crowd was so excited that the rickety bleachers threatened to collapse under the weight of thousands of jumping fans. In fact, one section did collapse later when Newton threw too low on a 4th down check down attempt to Woodhead with 0:49 remaining in the game. It sealed the win and the East Division title for the Hawks. The "other guy" had prevailed. 'Cam the Man' had failed. It was a sad, but ultimately suitable finish for a Convicts team that was prisoner to one man – a man who just didn't have it this year.

AROUND THE EFL

The less said about the final week of the 2016 EFL season the better. If you are wondering why I have spent so much time writing about the Brooklin-Chino game it is because it was the only contest that could be characterized as competitive, meaningful and remotely exciting. Of course, there were other meaningful games, even if they were dreadfully boring, even painful, to watch.

At Round Table Stadium in LA, the Chargers made history as the first expansion team playing outside of a remedial "expansion division" to make the playoffs, by climbing over the lifeless carcass of the Knights, 10-7. If this game wasn't so significant and decisive in the Pacific Conference playoff picture it would not even rate a mention in my column. The game's high impact player was **Adolphus Washington**; which you should tell you what kind of game this was. It was, in fact, close to the kind of game I had expected the Knights would be involved in about half the time this year – but not against the Chargers. **Teddy Bridgewater** looked bewildered and inept against third tier defensive talent, finishing with just 52 yards passing and no touchdowns. LA's only score came on a **David Amerson** pick-six. **Carson Wentz** was not much better, finishing with 132 yards passing. But at least he was responsible for the game's only offensive touchdown – an 11-yard hitch to **Kendall Wright** in the face of a Knights' blitz. The performance of both quarterbacks does not bode well for their re-match in the wildcard round.

The 2015 Champs got the Chino loss they needed but could not get the better of a Triumph team that did not exactly gear down for the Pats, but appeared to be looking ahead to the post-season. The 17-0 final reflected a more leisurely pace for the third EFL team to post a perfect regular season record. This was made possible by the utterly burned out state of the **Blake Bortles**-led Pats' offence. **Peyton Manning** stood stoically on the sidelines, watching his final game from that vantage point without taking a single snap. The big-hearted Wilhalla Stadium crowd gave Manning a standing ovation after giving their perfect team an even longer standing ovation. It is probably best that the Pats failed to qualify for the playoffs; they would have been annihilated.

It was amusing to see the Thunder Lizards set out to deliberately lose and fail even in that. **Zach Mettenberger**, making his first EFL start, knocked off the Gladiators 30-20 and, in the process, created a modicum of tension in Gwinnett as fans and players awaited the results of the Aurora-Cowtown game later that afternoon. In a position to steal the home field advantage in the wild card game with a win over the Mustangs, the Corn Kings had their most productive quarterback, **Matt Hasselbeck** go down on his very first drop back of the day. An ill-prepared and wide-eyed **Jimmy Garoppolo** took over and had the worst day of any QB in Cowtown football history, completing 4 of 16 pass attempts for 58 yards and 2 interceptions in a 21-0 whitewash.

In the 'Upset' category, the Wrecking Balls upended the North Stars 13-10 on the strength of a 159-yard rushing day from **Chris Johnson**. Although the game was meaningless for Markham in the standings, it sends them into the post-season on a down note, having lost 4 of their last 5 games. In the 'Sad' category, fans in Erieau will have to wait until 2017 for their team's first win. The Cadillac finished off their perfectly bad season in worse form than usual, making the Violators look dominant in a 27-3 loss. Also, in Scarborough the Blue Eagles won the 'Sad Sack Bowl,' shelling the Regulators 36-17. **Marcus Peters** ran back a **Kirk Cousins** pass 83 yards for a touchdown to signal the start of the rout. The only thing more pathetic than the Regs' final performance of the year, was watching the Scarborough sideline celebrate like they had won the Championship. In the 'Who Really Cares' category, the Spartans, Hellfire, Cubs and Swordfish all won. The Hellfire missed out on the playoffs due the Chargers' win over LA; while the Fish held on to the no.1 seed in the Atlantic Conference by squashing Toronto, 31-3.

NOTE: Due to the excessive number of dead bodies requiring examination, **Dr. McChad's Post-season Post-mortem** will appear next week in the 'Wildcard Edition' of the EFL Weekly newsletter.

BUG THE BOOKIE!

JIMMY THE GEEK GIVES YOU HIS PICKS
FOR WILCARD WEEKEND EFL ACTION

Your source for fantasy and on-line betting solutions







RECORD VS THE SPREAD AFTER WEEK 16:

112-77-3





PLAYOFF PICTURE AT A GLANCE

PACIFIC CONFERENCE





EAST

IN	ALIVE	OUT
 3	 2  3	

CENTRAL





IN	ALIVE	OUT
 1	 1	 

WEST





IN	ALIVE	OUT
 2  W1  W2		

ATLANTIC CONFERENCE





NORTH

IN	ALIVE	OUT
 1  W2		 

ATLANTIC

IN	ALIVE	OUT
 3		  

SOUTH

IN	ALIVE	OUT
 2  W1		 

JIMMY'S WILDCARD PICKS

PACIFIC CONFERENCE WILD CARD

ST. CHARLES @ LOS ANGELES (line – KNIGHTS by 6)

INJURIES: St. Charles – Ben Benwikere (DOUBTFUL), Cedric Thornton (OUT); Los Angeles – Le'Veon Bell (OUT), Robert Quinn (OUT).

Well here they are! The Chargers made the post-season – only the second expansion team to do so out of 12 new entries over the past 10 years. How they would fare against the Pickering Spartans of 2008 is unknown; but that Spartans team did feature more pro bowl talent on both offence and defence in an era of all-star teams; so my money is on them. In terms of record and power ranking this year, the Chargers are the darkest of dark horses to win it all. Chargers championship odds in Vegas are 500-1, halved from 1000-1 at the start of the season. The hurdles they must overcome to make it to the final, let alone win it, look even more daunting when you examine this team closely. On offence they failed to do anything particularly well with consistency, while on defence they vastly outperformed low expectations with a middling showing in most statistical categories. What they did well was put everything together about half the time against decent but not overpowering competition. This was possible due to gutsy, but sane, pass-oriented game plans that enabled rookie Carson Wentz to occasionally glimmer like a rising star slightly ahead of his time. In a

similar vein, the Knights owe their return to the playoffs to their young quarterback, Teddy Bridgewater. Defences like the 'Blue Shield' may still win Championships, but defences can no longer do it alone in this pass-happy era. Bridgewater dominated at times this season against pretty stiff competition. So it is of great concern to Knights fans that he appeared to run out of gas in the final weeks; ending with an ignominious loss to this very Charger team. If he plays like that again, St. Charles will be able to knock about 250 off those Championship odds and become the first expansion team to win a playoff game. But don't count on it. I expect the adrenaline of playoff action on his home field to sharpen the Knights' QB's senses while the LA limelight shines a little too brightly into the wide open eyes of John Clingan's young protégé. The Chargers' nice opening season ends here. **PICK: LOS ANGELES**

ATLANTIC CONFERENCE

COWTOWN @ GWINNETT (line – Gwinnett by 1)

INJURIES: Cowtown – Matt Hasselbeck (OUT); Gwinnett – Chris Polk (PROBABLE), Jarvis Landry (QUESTIONABLE), Kyle Williams (OUT).

A first quarter injury to Matt Hasselbeck in Week 16 means we will never know for sure which quarterback Coach Jim Coghlin would have started in this game. An allegedly healthy Joe Flacco is now the only option after third stringer Jimmy Garoppolo wet his pants in relief against the Mustangs last week. Flacco, who seemed entrenched as starter-for-life in Cowtown, missed seven games this year due to injury and his prolonged absence did nothing to hurt his team's unforeseen push toward the playoffs. Although Hasselbeck's lack of mobility and arm strength was obvious at times, his accuracy at short and medium range and his avoidance of costly turnovers won the team some games and him some support for the starter's role from the fan base. Now the Corn Kings will live or die with Flacco, as they always have since he secured the starting job in 2010. History tells us this could end up being a good thing, or a disaster – no in between. The Gladiators have had their own injury-induced QB carousel to worry about, with Big Ben the Invalid ceding far too many snaps this season to a clearly second-rate Sam Bradford. Getting a straightforward injury report on Ben is impossible, but it doesn't take a detective to deduce that too many hits to the head have likely played a role in his frequent "down" days and occasional baffling decision-making in the pocket. Ben is the announced starter for this game. He brings with him all the possibilities – good and bad – but unlike Flacco he has a better than coin flip chance of taking control of the game in a good way for the Glads. He is helped in this with good line protection and by having the most dynamic running back in the game, LeSean McCoy, to turn to when the heat is on. McCoy cannot be ignored; and when he is targeted that opens up big play possibilities for Jarvis Landry and Jeremy Maclin. Landry is listed as "questionable" for this week; he will play if he can stand because his absence would expose a lack of depth that could shift the offensive advantage to the visitors. Flacco's underrated, but impressive supporting cast of skill players are all dressing for this game. Neither team's defence is capable of taking control a game for extended periods, but both can generate takeaways and both quarterbacks can help them. Expect a turnover to be the turning point. **PICK: GWINNETT**



ANCIENT HISTORY CHANNEL PRESENTS

This Week in EFL History
With Professor Sterling Smitherman

FROM THE EFL ARCHIVES – In the final week of the 2010 EFL season, **Ben Roethlisberger** of the Ringgold Crimson Hawks (7-9) tied the standing EFL single game TD pass record with 7 TD passes in a 55-24 demolishing of the Garland Mustangs (3-13). The win gave Ringgold (formerly Meadowlands) its first ticket to the post-season in the franchise's history. It also gave strange hope that the Dragons might actually break a sweat in the playoffs. The Hawks were one of those teams that just could not put it together consistently over 16 weeks, but was capable of a lot

more than their sub-500 record would indicate. If the version that had hung 55 points on Garland showed up, it might be an interesting finish in the quarter finals.

Speaking of Florida, the Dragons became the first EFL team to finish 16-0, forcing four turnovers in a 37-13 fly-by torching of the Gladiators (6-10). This represented not just one season of dominance, but the third year of unparalleled hegemony over the entire league. Over three consecutive seasons, including playoffs, the Dragons were an unbelievable 52-2. Their run of dominance was about to end, but it is worth remembering that by the end of the 2010 regular season, few believed that even the vaunted Spartans could stand in the way of their third straight Championship.

With all but one of the playoff spots determined before the start of the week, the rest of the league went through the motions. Interestingly, Cowtown (3-13) played its way out of the no.1 overall pick by beating Durham (10-6) by a score of 24-21, and in so doing proved beyond a doubt what losers they were in 2010. **Chris Johnson** set the all-time single season rushing record of 2,156 yards with a 127-yard day against Markham, but did not add to his record 27 rushing TDs.