

2016

10

Est. 2007

WEEK

Celebrating our 10<sup>th</sup> year of football excellence

October 16, 2016

2016

Est. 2007

10

ONE

EAST




CENTRAL



WEST



NORTH



ATLANTIC



SOUTH



ONE MAN TO BEAT!



Twin Cities Triumph wide receiver **Antonio Brown** hurdles Patriots rookie **Robert Nkemdiche** on his way to a 73-yard punt return for a TD to put his team in front in the 4<sup>th</sup> quarter. Brown also caught TD passes of 31 and 21 yards from **Carson Palmer** to score 3 of his team's 4 majors in a 26-23 victory over the defending champion Patriots.



*Who was slick  
in Week One?*

**"BRYLCREEM" THE  
EFL'S FIRST SPONSOR**



Antonio Brown  
WR  
Twin Cities  
Triumph

8 catches, 137 yds, 2 TDs. 73-yd  
punt return TD. One-man team.



Gerald McCoy  
DT  
Brooklin  
Hawks

3 sacks, 26 yds lost, 1 HUR, 2 PD, 1  
FF. Made the big plays vs Carthage.

|   |    |   |    |
|---|----|---|----|
|  | 40 |  | 16 |
|  | 34 |  | 22 |
|  | 26 |  | 10 |
|  | 23 |  | 32 |
|  | 27 |  | 7  |
|  | 9  |  | 41 |

# EFL ELITE FOOTBALL LEAGUE GAME CENTER 2016 Week One

## PLAY OF THE WEEK



Alex Smith 58-yard TD pass to Alshon Jeffery to win game (0:48 left in 4<sup>th</sup>)

|   |    |   |    |
|---|----|---|----|
|  | 21 |  | 19 |
|  | 23 |  | 17 |
|  | 20 |  | 3  |
|  | 17 |  | 31 |
|  | 28 |  | 21 |
|  | 12 |  | 7  |

### PASSERS

|   |             | YDS | PTD | RTD | INT |
|---|-------------|-----|-----|-----|-----|
| 1 | Taylor,T    | MAR | 196 | 3   | 1   |
| 2 | Mariota,M   | CAR | 319 | 3   | 0   |
| 3 | Bridgewater | LAK | 265 | 4   | 0   |
| 4 | Smith,A     | BRH | 343 | 3   | 0   |
| 5 | Wilson      | ICC | 291 | 1   | 1   |
| 6 | Carr,D      | VV  | 283 | 2   | 0   |

## FANTASY ROUND-UP

SPONSORED BY  
FANTASY FREAKZ

### RECEIVERS

|   |           | YDS | TDR | OTD | 2pt |
|---|-----------|-----|-----|-----|-----|
| 1 | Brown,A   | TCT | 137 | 2   | 1   |
| 2 | Foster,A  | MAR | 45  | 3   | 0   |
| 3 | Jackson,V | STC | 108 | 2   | 0   |
| 4 | Ginn Jr   | SC  | 123 | 1   | 0   |
| 5 | Jeffery   | BRH | 116 | 1   | 0   |
| 6 | Bryant,M  | VV  | 109 | 1   | 0   |

### RUSHERS

|   |            | YDS | RTD | TDR | 2pt |
|---|------------|-----|-----|-----|-----|
| 1 | Stewart,J  | BRH | 159 | 3   | 0   |
| 2 | McCoy,L    | GWG | 101 | 2   | 0   |
| 3 | McFadden   | DTL | 130 | 0   | 1   |
| 4 | Miller,L   | CHP | 85  | 1   | 0   |
| 5 | Jennings,R | AUR | 147 | 0   | 0   |
| 6 | Bernard,G  | YOR | 70  | 1   | 0   |

### KICKERS

|   |            | PAT | 1-49 | 50+ |
|---|------------|-----|------|-----|
| 1 | Folk       | VV  | 3    | 3   |
| 2 | Janikowski | MOH | 1    | 3   |
| 3 | Bailey     | CHI | 0    | 3   |
| 4 | Brown,J    | MAR | 4    | 0   |
| 5 | Coons      | PIC | 2    | 2   |
| 6 | Carpenter  | SBE | 1    | 2   |

### TEAM DEFENCE

|   |             | PA | TDs | INT | SK | FR |
|---|-------------|----|-----|-----|----|----|
| 1 | LA          | 7  | 1   | 1   | 4  | 1  |
| 2 | Twin Cities | 23 | 1   | 1   | 4  | 1  |
| 3 | Markham     | 3  | 0   | 0   | 6  | 0  |
| 4 | Cowtown     | 21 | 1   | 2   | 1  | 1  |
| 5 | Sebastian   | 19 | 1   | 1   | 2  | 1  |
| 6 | Gwinnett    | 12 | 0   | 2   | 1  | 0  |



# GAME BLITZ!



When you're in a rush! 12 Games, 12 Highlights!

By Chris Sherman

The 10<sup>th</sup> EFL season got off to a fast start and delivered a few surprises:

- 1 In Carthage, **Alex Smith** capped a 3-TD, 343-yard aerial performance with a 56-yard TD pass to **Alshon** Jeffery with 0:48 remaining to outshoot the Cannibals, 40-34.
- 2 In Charleswood, the defending champions had no answer for Twin Cities' **Antonio Brown**, who hauled in 2 TD passes and scored on a 73-yard punt return in the 4<sup>th</sup> quarter to propel the Triumph to a 26-23 win.
- 3 In St. Charles, veteran QB **Josh McCown** hooked up with **Vincent Jackson** for a 3-yard TD on the opening possession of OT to give the Chargers franchise its first ever victory, 22-16, over Mohave.
- 4 In Cowtown, Drew Brees was picked off twice and veteran kicker **Phil Dawson** missed a 29-yard FG attempt with 0:23 remaining as Durham fell to the Corn Kings, 23-21.
- 5 In Sebastian, **Justin Tuck** had 2 sacks and the Blue Eagles secondary broke up 7 passes as the Scarborough 'D' handcuffed **Andy Dalton** and the Swordfish, 19-17.
- 6 In York, **Philip Rivers** went deep to **Sterling Shepard** for a 37-yard scoring strike to spark a 20-point roll that pushed the Spartans past the Excaliburs 20-17.
- 7 In Chino, **Russell Wilson** found FB **Bruce Miller** open deep for a 61-yard completion that set up the Cubs' second TD in a 27-9 win over the sluggish Convicts.
- 8 At the Coliseum, **LeSean McCoy** rushed for 101 yards and 2 TDS and the Glads intercepted **Matt Ryan** twice in a 28-12 shocker over Aurora.
- 9 In Virden, **Derek Carr** slung TD passes of 34 yards to **Amari Cooper** and 16 yards to **Martavis Bryant** as the Violators dumped Erieau, 32-10.
- 10 In Markham, first year starting QB **Tyrod Taylor** threw three 3 TD passes and rushed for another as the North Stars squashed the Wrecking Balls, 31-3.
- 11 In Toronto, **Kirk Cousins** found **Ted Ginn Jr** open down the sideline for a 38-yard TD pass to close out the 1<sup>st</sup> half as the Regulators strolled to a 21-7 triumph over the Wolverines.
- 12 At Round Table Stadium in LA, **Teddy Bridgewater** threaded the needle to a double-covered **Jordan Matthews** for an 11-yard TD pass, the second of 4 on the day, as the Knights dominated the Monarchs 41-7.



**HAWKS****40**

**PASSING:** Alex Smith, 23 of 39, 343 yds, 3 TDs, 1 INT  
**RUSHING:** Jonathan Stewart, 22C, 159yds, (7.2), 3 TD  
**RECEIVING:** DeAndre Hopkins, 6 for 137yds, 73LG, 0 TD  
**DEFENCE:** Gerald McCoy, 3 T, 3 SK, 2 PD, 1 FF  
**KICKING:** Zach Hocker. 4 of 6 XPA. 4 Pts

**CANNIBALS****34**

**PASSING:** Marcus Mariota, 21 of 44, 319 yds, 3 TDs, 0 INT  
**RUSHING:** Eddie Lacy, 16C, 60yds, (3.8), 1 TD  
**RECEIVING:** Travis Kelce, 6 for 89yds, 24LG, 1 TD  
**DEFENCE:** Michael Wilhoite, 12 T, 1 STF  
**KICKING:** Chandler Cantanzaro, 4 of 5 XPA, 0-1 FG, 4 Pts

10-15-2016 The Killing Field Temp: -10 Wind: None MVP: **Alex Smith**

1 2 3 4 Tot

2015 Brooklin (1-0) 7 7 13 13 40

2015 Carthage (0-1) 7 6 7 14 34

**Scoring Summary**

1 11:00 Brooklin TD Stewart 4 run (Hocker) (6-60-2:06) 7-0  
 1 8:47 Carthage TD Mariota 25 pass to Lacy (Catanzaro) (4-68-2:08) 7-7  
 2 10:36 Carthage TD Lacy 1 run (no good) (11-84-5:57) 7-13  
 2 7:14 Brooklin TD Smith 33 pass to Gronkowski (Hocker) (6-58-3:14) 14-13  
 3 10:07 Brooklin TD Stewart 7 run (no good) (9-91-4:47) 20-13  
 3 4:52 Carthage TD Mariota 57 pass to Smith (Catanzaro) (5-58-2:40) 20-20  
 3 2:04 Brooklin TD Stewart 1 run (Hocker) (5-89-2:40) 27-20  
 4 11:01 Brooklin TD Smith 13 pass to Cobb (Hocker) (7-48-3:46) 34-20  
 4 6:32 Carthage TD Mariota 16 pass to Kelce (Catanzaro) (10-63-4:25) 34-27  
 4 5:22 Carthage TD Langford 3 run (Catanzaro) (5-30-1:03) 34-34  
 4 0:48 Brooklin TD Smith 56 pass to Jeffery (no good) (3-62-0:23) 40-34

|                | BRH       | CAR       |
|----------------|-----------|-----------|
| First Downs    | 23        | 24        |
| Rushes         | 28-180    | 22-118    |
| Passes         | 39-23-343 | 44-21-319 |
| Sacked         | 1-4       | 4-36      |
| Fumble         | 3         | 3         |
| Penalties      | 10-94     | 8-65      |
| Turnovers      | 3         | 0         |
| Missed Tackles | 6         | 8         |
| Blitzes        | 9         | 47        |
| Time           | 30:10     | 29:50     |
| Third Down     | 7-14      | 8-15      |
| Fourth Down    | 2-3       | 0-2       |
| Red Att/Td/Fg  | 4/4/0     | 3/3/0     |
| Net Offense    | 519       | 401       |

**HELLFIRE****16**

**PASSING:** Ryan Fitzpatrick, 20 of 43, 256 yds, 1 TD, 1 INT  
**RUSHING:** Ronnie Hillman, 12C, 90yds, (7.5), 0 TD  
**RECEIVING:** Julio Jones, 10 for 109yds, 14LG, 1 TD  
**DEFENCE:** Whitney Mercilus, 9 T, 3 SK, 1 PD, 1 FF  
**KICKING:** Sebastian Janikowski. 1 of 1 XPA. 3 of 3 FG. 10 Pts

**CHARGERS****22**

**PASSING:** Josh McCown 20 of 35, 236 yds, 2 TDs, 2 INTs  
**RUSHING:** Javorius Allen, 17C, 88yds, (4.2), 0 TD  
**RECEIVING:** Vincent Jackson, 6 for 108yds, 31LG, 2 TDs  
**DEFENCE:** Mario Williams, 4 T, 2 SK, 1 PD  
**KICKING:** Steven Hauschka. 1 of 2 XPA. 1 of 2 FG. 4 Pts

10-15-2016 St.Charles Stadium Temp: 72 Wind: MVP: **Vincent Jackson**

1 2 3 4 5 Tot

2015 Mohave (0-1) 0 10 3 3 0 16

2016 St. Charles (1-0) 0 10 0 6 6 22

**Scoring Summary**

2 14:39 Mohave TD Fitzpatrick 12 pass to Jones (Janikowski) (8-48-3:10) 7-0  
 2 8:55 Mohave FG Janikowski 46 (9-21-4:24) 10-0  
 2 5:18 St. Charles TD McCown 30 pass to Jackson (Hauschka) (6-60-3:37) 10-7  
 2 0:19 St. Charles FG Hauschka 31 (10-75-1:51) 10-10  
 3 9:04 Mohave FG Janikowski 28 (12-78-4:52) 13-10  
 4 8:31 Mohave FG Janikowski 36 (5-57-1:59) 16-10  
 4 3:34 St. Charles TD Line 1 run (no good) (10-80-4:57) 16-16  
 5 7:50 St. Charles TD McCown 3 pass to Jackson 16-22

|                | MOH       | STC       |
|----------------|-----------|-----------|
| First Downs    | 19        | 25        |
| Rushes         | 20-144    | 33-205    |
| Passes         | 43-20-256 | 36-20-236 |
| Sacked         | 3-22      | 6-35      |
| Fumble         | 2         | 1         |
| Penalties      | 12-99     | 3-25      |
| Turnovers      | 1         | 2         |
| Missed Tackles | 5         | 9         |
| Blitzes        | 27        | 19        |
| Time           | 28:57     | 38:13     |
| Third Down     | 5-16      | 4-13      |
| Fourth Down    | 0-0       | 1-1       |
| Red Att/Td/Fg  | 4/1/3     | 4/3/1     |
| Net Offense    | 378       | 406       |

**TRIUMPH****28**

**PASSING:** Carson Palmer, 16 of 30, 238 yds, 2 TDs, 1 INT  
**RUSHING:** Doug Martin, 13C, 57yds, (4.4), 1 TD  
**RECEIVING:** Antonio Brown, 8 for 137yds, 31LG, 2 TDs  
**DEFENCE:** Bobby Wagner, 13 T, 1 STF, 1 FF  
**KICKING:** Roberto Aguayo. 2 of 2 XPA. 2 Pts

**PATRIOTS****14**

**PASSING:** Blake Bortles, 26 of 47, 252 yds, 2 TDs, 1 INT  
**RUSHING:** Lamar Miller, 19C, 85yds, (4.5), 1 TD  
**RECEIVING:** Jason Witten, 7 for 48yds, 10LG, 1 TD  
**DEFENCE:** Lavonte David, 6 T, 1 STF  
**KICKING:** Ryan Succop. 2 of 2 XPA. 1 of 2 FG. 5 Pts

10-15-2016 Patriot Place Temp: 75 Wind: MVP: **Antonio Brown**

1 2 3 4 Tot

2015 Twin Cities (1-0) 12 0 7 7 26

2015 Charleswood (0-1) 7 9 0 7 23

**Scoring Summary**

1 10:52 Twin Cities TD Martin 1 run (2 - failed) (11-70-4:03) 6-0  
 1 6:03 Twin Cities TD Palmer 21 pass to Brown (2 - failed) (3-49-0:55) 12-0  
 1 0:00 Charleswood TD Bortles 4 pass to Witten (Succop) (12-84-5:58) 12-7  
 2 7:54 Charleswood TD Miller 6 run (2 - failed) (10-66-6:03) 12-13  
 2 0:00 Charleswood FG Succop 25 (15-81-3:53) 12-16  
 3 4:07 Twin Cities TD Palmer 31 pass to Brown (Aguayo) (7-72-3:08) 19-16  
 4 14:42 Charleswood TD Bortles 13 pass to Sanu (Succop) (10-82-4:20) 19-23  
 4 6:18 Twin Cities TD Brown 73 punt return (Aguayo) 26-23

|               | TCT       | CHP       |
|---------------|-----------|-----------|
| First Downs   | 17        | 30        |
| Rushes        | 18-86     | 35-211    |
| Passes        | 30-16-238 | 47-26-252 |
| Sacked        | 1-8       | 4-30      |
| Fumble        | 1         | 5         |
| Penalties     | 9-49      | 4-45      |
| Turnovers     | 1         | 2         |
| Missed Tackle | 10        | 16        |
| Time          | 19:34     | 40:26     |
| Third Down    | 4-10      | 9-18      |
| Fourth Down   | 0-1       | 1-1       |
| Red Att/Td/Fg | 1/1/0     | 7/3/1     |
| Net Offense   | 316       | 433       |

**CADILLAC**



**10**

**PASSING:** Case Keenum, 7 of 19, 137 yds, 0 TD, 0 INT  
**RUSHING:** Marshawn Lynch, 7C, 11yds, (1.6), 1 TD  
**RECEIVING:** Kenny Britt 2 for 115yds, 89LG, 0 TD  
**DEFENCE:** Daryl Smith, 10 T, 1 PD, 1 STF  
**KICKING:** Stephen Gostkowski. 1 of 1 XPA. 1 of 1 FG. 4 Pts

**VIOLATORS**



**32**

**PASSING:** Derek Carr, 21 of 35, 283 yds, 2 TDs, 0 INT  
**RUSHING:** Ezekiel Elliott, 20C, 108yds, (5.4), 0 TD  
**RECEIVING:** Martavis Bryant, 7 for 109yds, 23LG, 1 TD  
**DEFENCE:** Melvin Ingram, 6 T, 1 SK, 1 STF  
**KICKING:** Nick Folk. 3 of 3 XPA. 3 of 3 FG. 12 Pts

|  |  |  |  |  |  |                |  |  |                   |  |  |
|--|--|--|--|--|--|----------------|--|--|-------------------|--|--|
| 10-15-2016 <b>TERRORDOME</b> Temp: 76 Wind: Calm None MVP: <b>Derek Carr</b> |  |  |  |  |  | <b>ERI</b>     |  |  | <b>VV</b>         |  |  |
|  |  |  |  |  |  | First Downs    |  |  | 524               |  |  |
|  |  |  |  |  |  | Rushes         |  |  | 17-1036-145       |  |  |
|  |  |  |  |  |  | Passes         |  |  | 19-7-13735-21-283 |  |  |
|  |  |  |  |  |  | Sacked         |  |  | 2-101-3           |  |  |
|  |  |  |  |  |  | Fumble         |  |  | 00                |  |  |
|  |  |  |  |  |  | Penalties      |  |  | 9-647-45          |  |  |
|  |  |  |  |  |  | Turnovers      |  |  | 00                |  |  |
|  |  |  |  |  |  | Missed Tackles |  |  | 82                |  |  |
|  |  |  |  |  |  | Blitzes        |  |  | 1622              |  |  |
|  |  |  |  |  |  | Time           |  |  | 19:4240:18        |  |  |
|  |  |  |  |  |  | Third Down     |  |  | 0-103-14          |  |  |
|  |  |  |  |  |  | Fourth Down    |  |  | 0-03-3            |  |  |
|  |  |  |  |  |  | Red Att/Td/Fg  |  |  | 1/1/05/2/3        |  |  |
|  |  |  |  |  |  | Net Offense    |  |  | 137425            |  |  |

|  |   |    |   |   |       |
|--|---|----|---|---|-------|
| 10-15-2016 <b>TERRORDOME</b> Temp: 76 Wind: Calm None MVP: <b>Derek Carr</b> |   |    |   |   |       |
|  | 1   | 2  | 3 | 4 | Tot   |
| 2016 Erieau (0-1)  | 3   | 7  | 0 | 0 | 10    |
| 2015 Virden (1-0)  | 7   | 11 | 7 | 7 | 32    |
| <b>Scoring Summary</b>   |   |    |   |   |       |
| 1 9:11 Virden  | TD Carr 34 pass to Cooper (Folk) (8-73-4:49)  |    |   |   | 0-7   |
| 1 4:18 Erieau  | FG Gostkowski 52 (10-46-4:47)                 |    |   |   | 3-7   |
| 2 14:23 Virden   | FG Folk 34 (9-64-4:51)                        |    |   |   | 3-10  |
| 2 13:10 Erieau   | TD Lynch 2 run (Gostkowski) (2-91-1:08)       |    |   |   | 10-10 |
| 2 6:47 Virden  | FG Folk 23 (12-75-6:20)                       |    |   |   | 10-13 |
| 2 5:17 Virden  | Safety Ingram                                 |    |   |   | 10-15 |
| 2 0:11 Virden  | FG Folk 25 (12-50-4:53)                       |    |   |   | 10-18 |
| 3 8:04 Virden  | TD Carr 16 pass to Bryant (Folk) (12-80-6:56) |    |   |   | 10-25 |
| 4 14:46 Virden   | TD Ingram 1 run (Folk) (8-55-4:39)            |    |   |   | 10-32 |


**CUBS**



**27**

**PASSING:** Russell Wilson, 17 of 27, 291 yds, 1 TD, 0 INT  
**RUSHING:** CJ Prosise, 6C, 47yds, (7.8), 1 TD  
**RECEIVING:** Rueben Randle, 4 for 108yds, 73LG, 1 TD  
**DEFENCE:** Connor Barwin, 9 T, 2 SK, 1 PD  
**KICKING:** Jason Myers. 3 of 4 XPA. 0 of 1 FG 3 Pts

**CONVICTS**



**9**

**PASSING:** Cam Newton, 15 of 30, 118 yds, 0 TD, 1 INT  
**RUSHING:** Adrian Peterson, 16C, 110yds, (6.9), 0 TD  
**RECEIVING:** Marvin Jones, 4 for 53yds, 17LG, 0 TD  
**DEFENCE:** Ryan Shazier, 9 T, 1 STF  
**KICKING:** Dan Bailey 3 of 3 FG, 9 Pts

|  |  |  |  |  |  |                |  |  |            |  |  |           |  |  |
|--|--|--|--|--|--|----------------|--|--|------------|--|--|-----------|--|--|
| 10-16-2016 The Big House    Temp: 95 Wind:5-15    None    MVP: <i>Russell Wilson</i> |  |  |  |  |  | <b>ICC</b>     |  |  | <b>CHI</b> |  |  |           |  |  |
|  |  |  |  |  |  | First Downs    |  |  | 18         |  |  | 22        |  |  |
|  |  |  |  |  |  | Rushes         |  |  | 26-110     |  |  | 26-180    |  |  |
|  |  |  |  |  |  | Passes         |  |  | 27-17-291  |  |  | 40-22-163 |  |  |
|  |  |  |  |  |  | Sacked         |  |  | 1-6        |  |  | 2-9       |  |  |
|  |  |  |  |  |  | Fumble         |  |  | 0          |  |  | 0         |  |  |
|  |  |  |  |  |  | Penalties      |  |  | 6-58       |  |  | 5-44      |  |  |
|  |  |  |  |  |  | Turnovers      |  |  | 0          |  |  | 1         |  |  |
|  |  |  |  |  |  | Missed Tackles |  |  | 5          |  |  | 5         |  |  |
|  |  |  |  |  |  | Blitzes        |  |  | 10         |  |  | 23        |  |  |
|  |  |  |  |  |  | Time           |  |  | 29:05      |  |  | 30:55     |  |  |
|  |  |  |  |  |  | Third Down     |  |  | 6-13       |  |  | 3-14      |  |  |
|  |  |  |  |  |  | Fourth Down    |  |  | 1-1        |  |  | 2-3       |  |  |
|  |  |  |  |  |  | Red Att/Td/Fg  |  |  | 6/4/0      |  |  | 2/0/1     |  |  |
|  |  |  |  |  |  | Net Offense    |  |  | 395        |  |  | 334       |  |  |

|                 |       |           |  |  |  |      |
|-----------------|-------|-----------|--|--|--|------|
| Scoring Summary |       |           |  |  |  |      |
| 1               | 7:33  | Iowa City | TD Wilson 6 pass to Randle (Myers,J) (3-78-1:42) |  |  | 7-0  |
| 1               | 4:21  | Iowa City | TD Austin 8 run (Myers,J) (4-69-1:15)            |  |  | 14-0 |
| 2               | 10:21 | Chino     | FG Bailey 26 (12-76-4:51)                        |  |  | 14-3 |
| 2               | 0:00  | Chino     | FG Bailey 34 (9-56-1:50)                         |  |  | 14-6 |
| 3               | 11:44 | Chino     | FG Bailey 39 (8-47-3:07)                         |  |  | 14-9 |
| 3               | 4:51  | Iowa City | TD Wilson 1 run (Myers,J) (9-82-3:51)            |  |  | 21-9 |
| 4               | 6:33  | Iowa City | TD Prosise 4 run (no good) (17-85-10:55)         |  |  | 27-9 |


**MONARCHS**



**7**

**PASSING:** Eli Manning, 22 of 37, 218 yds, 1 TD, 1 INT  
**RUSHING:** Matt Forte, 6C, 30yds, (5.0), 0 TD  
**RECEIVING:** Allen Hurns, 4 for 72yds, 26 LG, 1 TD  
**DEFENCE:** Pernell McPhee, 10 T, 1 STF  
**KICKING:** Josh Lambo. 1 of 1 XPA. 1 Pts

**KNIGHTS**



**41**

**PASSING:** Teddy Bridgewater, 21 of 26, 265 yds, 4 TDs, 0 INT  
**RUSHING:** Frank Gore, 20C, 57yds, (2.9), 1 TD  
**RECEIVING:** Brandin Cooks, 6 for 139yds, 18LG, 1 TD  
**DEFENCE:** Julius Peppers, 6 T, 1 SK, 1 FF  
**KICKING:** Greg Zuerlein. 5 of 6 XPA. 5 Pts

|   |               |   |    |    |     |      |  |  |
|---|---------------|---|----|----|-----|------|--|--|
| 10-15-2016 Round Table Stadium Temp: -3 Wind: MVP: <b>Teddy Bridgewater</b> |               |   |    |    |     |      |  |  |
|   | 1             | 2   | 3  | 4  | Tot |      |  |  |
| 2015 Mission Viejo (0-1)  | 0             | 7   | 0  | 0  | 7   |      |  |  |
| 2015 Los Angeles (1-0)  | 7             | 7   | 13 | 14 | 41  |      |  |  |
| Scoring Summary   |               |   |    |    |     |      |  |  |
| 1 4:05  | Los Angeles   | TD Bridgewater 1 pass to Gore (Zuerlein) (7-54-3:23)      |    |    |     | 0-7  |  |  |
| 2 13:22   | Los Angeles   | TD Bridgewater 11 pass to Matthews (Zuerlein) (6-62-3:37) |    |    |     | 0-14 |  |  |
| 2 4:45  | Mission Viejo | TD Manning 13 pass to Hurns (Lambo) (14-81-8:29)          |    |    |     | 7-14 |  |  |
| 3 12:53   | Los Angeles   | TD Gore 6 run (Zuerlein) (3-17-1:06)                      |    |    |     | 7-21 |  |  |
| 3 3:16  | Los Angeles   | TD Amerson 45 interception return (no good)               |    |    |     | 7-27 |  |  |
| 4 14:57   | Los Angeles   | TD Bridgewater 3 pass to Matthews (Zuerlein) (2-67-0:10)  |    |    |     | 7-34 |  |  |
| 4 9:10  | Los Angeles   | TD Bridgewater 18 pass to Parker (Zuerlein) (9-72-4:28)   |    |    |     | 7-41 |  |  |
|   |               |   |    |    |     |      |  |  |
|   |               |   |    |    |     |      |  |  |
|   |               |   |    |    |     |      |  |  |
|   |               |   |    |    |     |      |  |  |
|   |               |   |    |    |     |      |  |  |
|   |               |   |    |    |     |      |  |  |
|   |               |   |    |    |     |      |  |  |
|   |               |   |    |    |     |      |  |  |
|   |               |   |    |    |     |      |  |  |
|   |               |   |    |    |     |      |  |  |
|   |               |   |    |    |     |      |  |  |
|   |               |   |    |    |     |      |  |  |
|   |               |   |    |    |     |      |  |  |
|   |               |   |    |    |     |      |  |  |
|   |               |   |    |    |     |      |  |  |
|   |               |   |    |    |     |      |  |  |
|   |               |   |    |    |     |      |  |  |
|   |               |   |    |    |     |      |  |  |
|   |               |   |    |    |     |      |  |  |
|   |               |   |    |    |     |      |  |  |
|   |               |   |    |    |     |      |  |  |
|   |               |   |    |    |     |      |  |  |
|   |               |   |    |    |     |      |  |  |
|   |               |   |    |    |     |      |  |  |
|   |               |   |    |    |     |      |  |  |
|   |               |   |    |    |     |      |  |  |
|   |               |   |    |    |     |      |  |  |
|   |               |   |    |    |     |      |  |  |
|   |               |   |    |    |     |      |  |  |
|   |               |   |    |    |     |      |  |  |
|   |               |   |    |    |     |      |  |  |
|   |               |   |    |    |     |      |  |  |
|   |               |   |    |    |     |      |  |  |
|   |               |   |    |    |     |      |  |  |
|   |               |   |    |    |     |      |  |  |
|   |               |   |    |    |     |      |  |  |
|   |               |   |    |    |     |      |  |  |
|   |               |   |    |    |     |      |  |  |
|   |               |   |    |    |     |      |  |  |
|   |               |   |    |    |     |      |  |  |
|   |               |   |    |    |     |      |  |  |
|   |               |   |    |    |     |      |  |  |
|   |               |   |    |    |     |      |  |  |
|   |               |   |    |    |     |      |  |  |
|   |               |   |    |    |     |      |  |  |
|   |               |   |    |    |     |      |  |  |
|   |               |   |    |    |     |      |  |  |
|   |               |   |    |    |     |      |  |  |
|   |               |   |    |    |     |      |  |  |
|   |               |   |    |    |     |      |  |  |
|   |               |   |    |    |     |      |  |  |
|   |               |   |    |    |     |      |  |  |
|   |               |   |    |    |     |      |  |  |
|   |               |   |    |    |     |      |  |  |
|   |               |   |    |    |     |      |  |  |
|   |               |   |    |    |     |      |  |  |
|   |               |   |    |    |     |      |  |  |
|   |               |   |    |    |     |      |  |  |
|   |               |   |    |    |     |      |  |  |
|   |               |   |    |    |     |      |  |  |
|   |               |   |    |    |     |      |  |  |
|   |               |   |    |    |     |      |  |  |
|   |               |   |    |    |     |      |  |  |
|   |               |   |    |    |     |      |  |  |
|   |               |   |    |    |     |      |  |  |
|   |               |   |    |    |     |      |  |  |
|   |               |   |    |    |     |      |  |  |
|   |               |   |    |    |     |      |  |  |
|   |               |   |    |    |     |      |  |  |
|   |               |   |    |    |     |      |  |  |
|   |               |   |    |    |     |      |  |  |
|   |               |   |    |    |     |      |  |  |
|   |               |   |    |    |     |      |  |  |
|   |               |   |    |    |     |      |  |  |
|   |               |   |    |    |     |      |  |  |
|   |               |   |    |    |     |      |  |  |
|   |               |   |    |    |     |      |  |  |
|   |               |   |    |    |     |      |  |  |
|   |               |   |    |    |     |      |  |  |
|   |               |   |    |    |     |      |  |  |
|   |               |   |    |    |     |      |  |  |
|   |               |   |    |    |     |      |  |  |
|   |               |   |    |    |     |      |  |  |
|   |               |   |    |    |     |      |  |  |
|   |               |   |    |    |     |      |  |  |
|   |               |   |    |    |     |      |  |  |
|   |               |   |    |    |     |      |  |  |
|   |               |   |    |    |     |      |  |  |
|   |               |   |    |    |     |      |  |  |
|   |               |   |    |    |     |      |  |  |
|   |               |   |    |    |     |      |  |  |
|   |               |   |    |    |     |      |  |  |
|   |               |   |    |    |     |      |  |  |
|   |               |   |    |    |     |      |  |  |
|   |               |   |    |    |     |      |  |  |
|   |               |   |    |    |     |      |  |  |
|   |               |   |    |    |     |      |  |  |
|   |               |   |    |    |     |      |  |  |
|   |               |   |    |    |     |      |  |  |
|   |               |   |    |    |     |      |  |  |
|   |               |   |    |    |     |      |  |  |
|   |               |   |    |    |     |      |  |  |
|   |               |   |    |    |     |      |  |  |
|   |               |   |    |    |     |      |  |  |
|   |               |   |    |    |     |      |  |  |
|   |               |   |    |    |     |      |  |  |
|   |               |   |    |    |     |      |  |  |
|   |               |   |    |    |     |      |  |  |
|   |               |   |    |    |     |      |  |  |
|   |               |   |    |    |     |      |  |  |
|   |               |   |    |    |     |      |  |  |
|   |               |   |    |    |     |      |  |  |
|   |               |   |    |    |     |      |  |  |
|   |               |   |    |    |     |      |  |  |
|   |               |   |    |    |     |      |  |  |
|   |               |   |    |    |     |      |  |  |
|   |               |   |    |    |     |      |  |  |
|   |               |   |    |    |     |      |  |  |
|   |               |   |    |    |     |      |  |  |
|   |               |   |    |    |     |      |  |  |
|   |               |   |    |    |     |      |  |  |
|   |               |   |    |    |     |      |  |  |
|   |               |   |    |    |     |      |  |  |
|   |               |   |    |    |     |      |  |  |
|   |               |   |    |    |     |      |  |  |
|   |               |   |    |    |     |      |  |  |
|   |               |   |    |    |     |      |  |  |
|   |               |   |    |    |     |      |  |  |
|   |               |   |    |    |     |      |  |  |
|   |               |   |    |    |     |      |  |  |
|   |               |   |    |    |     |      |  |  |
|   |               |   |    |    |     |      |  |  |
|   |               |   |    |    |     |      |  |  |
|   |               |   |    |    |     |      |  |  |
|   |               |   |    |    |     |      |  |  |
|   |               |   |    |    |     |      |  |  |
|   |               |   |    |    |     |      |  |  |
|   |               |   |    |    |     |      |  |  |
|   |               |   |    |    |     |      |  |  |
|   |               |   |    |    |     |      |  |  |
|   |               |   |    |    |     |      |  |  |
|   |               |   |    |    |     |      |  |  |
|   |               |   |    |    |     |      |  |  |
|   |               |   |    |    |     |      |  |  |
|   |               |   |    |    |     |      |  |  |
|   |               |   |    |    |     |      |  |  |
|   |               |   |    |    |     |      |  |  |
|   |               |   |    |    |     |      |  |  |
|   |               |   |    |    |     |      |  |  |
|   |               |   |    |    |     |      |  |  |
|   |               |   |    |    |     |      |  |  |
|   |               |   |    |    |     |      |  |  |
|   |               |   |    |    |     |      |  |  |
|   |               |   |    |    |     |      |  |  |
|   |               |   |    |    |     |      |  |  |
|   |               |   |    |    |     |      |  |  |
|   |               |   |    |    |     |      |  |  |
|   |               |   |    |    |     |      |  |  |
|   |               |   |    |    |     |      |  |  |
|   |               |   |    |    |     |      |  |  |
|   |               |   |    |    |     |      |  |  |
|   |               |   |    |    |     |      |  |  |
|   |               |   |    |    |     |      |  |  |
|   |               |   |    |    |     |      |  |  |
|   |               |   |    |    |     |      |  |  |
|   |               |   |    |    |     |      |  |  |
|   |               |   |    |    |     |      |  |  |
|   |               |   |    |    |     |      |  |  |
|   |               |   |    |    |     |      |  |  |
|   |               |   |    |    |     |      |  |  |
|   |               |   |    |    |     |      |  |  |
|   |               |   |    |    |     |      |  |  |
|   |               |   |    |    |     |      |  |  |
|   |               |   |    |    |     |      |  |  |
|   |               |   |    |    |     |      |  |  |
|   |               |   |    |    |     |      |  |  |
|   |               |   |    |    |     |      |  |  |
|   |               |   |    |    |     |      |  |  |
|   |               |   |    |    |     |      |  |  |
|   |               |   |    |    |     |      |  |  |
|   |               |   |    |    |     |      |  |  |
|   |               |   |    |    |     |      |  |  |
|   |               |   |    |    |     |      |  |  |
|   |               |   |    |    |     |      |  |  |
|   |               |   |    |    |     |      |  |  |
|   |               |   |    |    |     |      |  |  |
|   |               |   |    |    |     |      |  |  |
|   |               |   |    |    |     |      |  |  |
|   |               |   |    |    |     |      |  |  |
|   |               |   |    |    |     |      |  |  |
|   |               |   |    |    |     |      |  |  |
|   |               |   |    |    |     |      |  |  |
|   |               |   |    |    |     |      |  |  |
|   |               |   |    |    |     |      |  |  |
|   |               |   |    |    |     |      |  |  |
|   |               |   |    |    |     |      |  |  |
|   |               |   |    |    |     |      |  |  |
|   |               |   |    |    |     |      |  |  |
|   |               |   |    |    |     |      |  |  |
|   |               |   |    |    |     |      |  |  |
|   |               |   |    |    |     |      |  |  |
|   |               |   |    |    |     |      |  |  |
|   |               |   |    |    |     |      |  |  |
|   |               |   |    |    |     |      |  |  |
|   |               |   |    |    |     |      |  |  |
|   |               |   |    |    |     |      |  |  |
|   |               |   |    |    |     |      |  |  |
|   |               |   |    |    |     |      |  |  |
|   |               |   |    |    |     |      |  |  |
|   |               |   |    |    |     |      |  |  |
|   |               |   |    |    |     |      |  |  |
|   |               |   |    |    |     |      |  |  |
|   |               |   |    |    |     |      |  |  |
|   |               |   |    |    |     |      |  |  |
|   |               |   |    |    |     |      |  |  |
|   |               |   |    |    |     |      |  |  |
|   |               |   |    |    |     |      |  |  |
|   |               |   |    |    |     |      |  |  |
|   |               |   |    |    |     |      |  |  |
|   |               |   |    |    |     |      |  |  |
|   |               |   |    |    |     |      |  |  |
|   |               |   |    |    |     |      |  |  |
|   |               |   |    |    |     |      |  |  |
|   |               |   |    |    |     |      |  |  |
|   |               |   |    |    |     |      |  |  |
|   |               |   |    |    |     |      |  |  |
|   |               |   |    |    |     |      |  |  |
|   |               |   |    |    |     |      |  |  |
|   |               |   |    |    |     |      |  |  |
|   |               |   |    |    |     |      |  |  |

**T-LIZARDS****21****PASSING:** Drew Brees, 19 of 30, 213 yds, 3 TDs, 2 INTs**RUSHING:** Darren McFadden, 17C, 130yds, (7.6), 0 TD**RECEIVING:** Eric Decker, 6 for 86yds, 26LG, 1 TD**DEFENCE:** Lamarr Houston, 7 T, 2 SK, 1 STF**KICKING:** Phil Dawson. 3 of 3 XPA. 0 of 1 FG. 3 Pts**CORN KINGS****23****PASSING:** Joe Flacco, 17 of 26, 145 yds, 1 TD, 2 INTs**RUSHING:** Todd Gurley, 17C, 86yds, (5.1), 0 TD**RECEIVING:** Larry Fitzgerald, 6 for 52yds, 13LG, 0 TD**DEFENCE:** Koa Misi, 10 T, 1 INT (0 yds)**KICKING:** Nick Novak, 2 of 3 XPA, 1 of 3 FG, 5 Pts10-15-2016 Tillman Field Temp: 65 Wind: 5-15 None MVP: **Koa Misi**

|                    | 1 | 2  | 3  | 4 | Tot |
|--------------------|---|----|----|---|-----|
| 2015 Durham (0-1)  | 0 | 0  | 14 | 7 | 21  |
| 2015 Cowtown (1-0) | 0 | 17 | 0  | 6 | 23  |

**Scoring Summary**

|                 |  |       |
|-----------------|--|-------|
| 2 12:38 Cowtown | TD Blount 6 run (Novak) (11-73-5:36)                 | 0-7   |
| 2 9:03 Cowtown  | FG Novak 27 (4-7-1:51)                               | 0-10  |
| 2 0:21 Cowtown  | TD Addae 33 yd fumble recovery (Novak)               | 0-17  |
| 3 10:53 Durham  | TD Brees 17 pass to Hilton (Dawson,P) (9-70-3:59)    | 7-17  |
| 3 4:02 Durham   | TD Brees 13 pass to McFadden (Dawson,P) (3-63-1:31)  | 14-17 |
| 4 10:06 Durham  | TD Brees 5 pass to Decker (Dawson,P) (11-64-4:54)    | 21-17 |
| 4 6:07 Cowtown  | TD Flacco 14 pass to Smith Sr. (no good) (6-56-3:52) | 21-23 |

|                | <b>DTL</b> | <b>COW</b> |
|----------------|------------|------------|
| First Downs    | 24         | 20         |
| Rushes         | 30-181     | 33-154     |
| Passes         | 30-19-213  | 26-17-145  |
| Sacked         | 1-4        | 2-25       |
| Fumble         | 1          | 0          |
| Penalties      | 5-50       | 4-38       |
| Turnovers      | 3          | 2          |
| Missed Tackles | 12         | 10         |
| Blitzes        | 20         | 13         |
| Challenges     | 1-2        | 1-1        |
| Time           | 28:03      | 31:57      |
| Third Down     | 7-11       | 5-11       |
| Fourth Down    | 0-1        | 0-0        |
| Red Att/Td/Fg  | 5/3/0      | 4/2/1      |
| Net Offense    | 390        | 274        |

**BLUE EAGLES****19****PASSING:** Aaron Rodgers, 24 of 41, 277yds, 1 TD, 1 INT**RUSHING:** Jordan Howard, 6C, 23yds, (3.8), 0 TD**RECEIVING:** Jamison Crowder, 6 for 106 yds, 60LG, 0 TD**DEFENCE:** Lamarcus Joyner, 8 T, 2 PD**KICKING:** Dan Carpenter, 1 of 2 XPA, 2 of 2 FG, 7 Pts**SWORDFISH****17****PASSING:** Andy Dalton, 17 of 39, 177 yds, 0 TD, 1 INT**RUSHING:** Andy Dalton, 6C, 33yds, (5.5), 0 TD**RECEIVING:** Justin Forsett, 4 for 52yds, 37LG, 0 TD**DEFENCE:** Paul Posluszny, 14 T, 2 STF**KICKING:** Adam Vinatieri, 2 of 2 XPA, 1 of 2 FG, 5 Pts10-15-2016 The Fish Tank Temp: 10 Wind: None MVP: **Aaron Rodgers**

|                        | 1 | 2 | 3 | 4 | Tot |
|------------------------|---|---|---|---|-----|
| 2015 Scarborough (1-0) | 3 | 7 | 6 | 3 | 19  |
| 2015 Sebastian (0-1)   | 3 | 7 | 0 | 7 | 17  |

**Scoring Summary**

|                    |  |       |
|--------------------|--|-------|
| 1 4:14 Sebastian   | FG Vinatieri 26 (8-30-3:18)                        | 0-3   |
| 1 1:00 Scarborough | FG Carpenter 29 (5-60-3:05)                        | 3-3   |
| 2 6:10 Sebastian   | TD Dixon 12 run (Vinatieri) (9-57-3:30)            | 3-10  |
| 2 1:03 Scarborough | TD Rodgers 7 pass to Sims (Carpenter) (11-51-5:02) | 10-10 |
| 3 4:24 Scarborough | TD Yeldon 1 run (no good) (6-36-3:37)              | 16-10 |
| 4 9:40 Scarborough | FG Carpenter 22 (15-64-6:22)                       | 19-10 |
| 4 2:42 Sebastian   | TD Amendola 76 punt return (Vinatieri)             | 19-17 |

|                | <b>SBE</b> | <b>SS</b> |
|----------------|------------|-----------|
| First Downs    | 18         | 16        |
| Rushes         | 29-62      | 20-103    |
| Passes         | 41-24-277  | 39-17-177 |
| Sacked         | 2-13       | 2-14      |
| Fumble         | 0          | 1         |
| Penalties      | 14-109     | 13-107    |
| Turnovers      | 1          | 2         |
| Missed Tackles | 2          | 9         |
| Blitzes        | 21         | 12        |
| Time           | 34:54      | 25:06     |
| Third Down     | 6-20       | 4-13      |
| Fourth Down    | 2-2        | 1-2       |
| Red Att/Td/Fg  | 4/2/2      | 4/1/0     |
| Net Offense    | 326        | 266       |

**SPARTANS****20****PASSING:** Philip Rivers, 20 of 27, 203 yds, 1 TD, 0 INT**RUSHING:** Devonta Freeman, 21C, 69yds, (3.3), 1 TD**RECEIVING:** Sterling Shepard, 4 for 69 yds, 37LG, 1 TD**DEFENCE:** DeForest Buckner 4 T, 1 SK, 1 FF**KICKING:** Travis Coons. 2 of 2 XPA. 2 of 2 FG. 8 Pts**EXCALIBURS****17****PASSING:** Tom Brady, 14 of 36, 151 yds, 1 TD, 1 INT**RUSHING:** Giovani Bernard, 12C, 70yds, (5.8), 1 TD**RECEIVING:** James Jones, 3 for 30yds, 15LG, 0 TD**DEFENCE:** Geno Atkins 7 T, 4 STF**KICKING:** Blair Walsh 2 of 2 XPA, 1 of 1 FG, 5 Pts10-15-2016 Camelot Temp: 63 Wind: 0-10 MVP: **Philip Rivers**

|                      | 1 | 2 | 3 | 4  | Tot |
|----------------------|---|---|---|----|-----|
| 2015 Pickering (1-0) | 0 | 7 | 3 | 10 | 20  |
| 2015 York (0-1)      | 3 | 7 | 0 | 7  | 17  |

**Scoring Summary**

|                   |  |       |
|-------------------|--|-------|
| 1 10:13 York      | FG Walsh 31 (11-47-4:34)                         | 0-3   |
| 2 7:51 York       | TD Bernard 6 run (Walsh,B) (10-74-6:09)          | 0-10  |
| 2 3:49 Pickering  | TD Rivers 37 pass to Shepard (Coons) (6-64-3:56) | 7-10  |
| 3 6:29 Pickering  | FG Coons 38 (11-62-5:53)                         | 10-10 |
| 4 11:22 Pickering | FG Coons 35 (16-64-7:38)                         | 13-10 |
| 4 10:59 Pickering | TD Freeman 1 run (Coons) (1-1-0:05)              | 20-10 |
| 4 1:06 York       | TD Brady 13 pass to Miller (Walsh,B) (3-35-0:43) | 20-17 |

|                | <b>PIC</b> | <b>YOR</b> |
|----------------|------------|------------|
| First Downs    | 19         | 15         |
| Rushes         | 39-112     | 15-83      |
| Passes         | 27-20-203  | 36-14-151  |
| Sacked         | 1-10       | 2-14       |
| Fumble         | 0          | 2          |
| Penalties      | 4-42       | 4-27       |
| Turnovers      | 0          | 1          |
| Missed Tackles | 4          | 5          |
| Blitzes        | 8          | 21         |
| Time           | 39:07      | 20:53      |
| Third Down     | 5-16       | 2-10       |
| Fourth Down    | 0-1        | 0-1        |
| Red Att/Td/Fg  | 3/1/2      | 3/2/1      |
| Net Offense    | 305        | 220        |



**WRECKING BALL****3**

**PASSING:** Jared Goff 9 of 18, 99 yds, 0 TD, 0 INT  
**RUSHING:** Chris Johnson 22C, 63 yds, (2.9), 0 TD  
**RECEIVING:** Antonio Gates 5 for 45yds, 20LG, 0 TD  
**DEFENCE:** James Harrison 9 T, 2 SK  
**KICKING:** Chris Boswell 1 of 2 FGA. 3 Pts

**NORTH STARS****31**

**PASSING:** Tyrod Taylor, 20 of 28, 196 yds, 3 TDs, 0 INT  
**RUSHING:** Tim Hightower, 15C, 65yds, (4.3), 0 TD  
**RECEIVING:** Jordan Reed 7 for 74 yds, 15LG, 0 TD  
**DEFENCE:** Calais Campbell 6 T, 2 STF  
**KICKING:** Josh Brown. 4 of 4 XPA. 1 of 1 FG 7 Pts

10-15-2016 The Dawg Pound Temp: 73 Wind: 0-10 None MVP: **Tyrod Taylor**

|                       | 1 | 2  | 3  | 4 | Tot |
|-----------------------|---|----|----|---|-----|
| 2016 New Jersey (0-1) | 0 | 0  | 0  | 3 | 3   |
| 2015 Markham (1-0)    | 7 | 10 | 14 | 0 | 31  |

**Scoring Summary**

|                   |  |      |
|-------------------|--|------|
| 1 2:19 Markham    | TD Taylor 16 pass to Foster (Brown,J) (8-55-3:33)  | 0-7  |
| 2 10:37 Markham   | FG Brown 54 (8-34-4:18)                            | 0-10 |
| 2 0:40 Markham    | TD Taylor 12 pass to Foster (Brown,J) (12-72-4:38) | 0-17 |
| 3 11:20 Markham   | TD Taylor 7 pass to Foster (Brown,J) (8-75-3:32)   | 0-24 |
| 3 0:27 Markham    | TD Taylor 23 run (Brown,J) (5-53-2:24)             | 0-31 |
| 4 0:03 New Jersey | FG Boswell 52 (12-42-2:23)                         | 3-31 |

|                | <b>NJ</b> | <b>MAR</b> |
|----------------|-----------|------------|
| First Downs    | 12        | 25         |
| Rushes         | 24-69     | 31-171     |
| Passes         | 30-14-136 | 33-22-211  |
| Sacked         | 6-41      | 2-16       |
| Fumble         | 0         | 0          |
| Penalties      | 8-83      | 6-62       |
| Turnovers      | 0         | 0          |
| Missed Tackles | 4         | 4          |
| Blitzes        | 19        | 14         |
| Time           | 29:12     | 30:48      |
| Third Down     | 5-17      | 6-12       |
| Fourth Down    | 2-2       | 0-1        |
| Red Att/Td/Fg  | 0/0/0     | 3/3/0      |
| Net Offense    | 164       | 366        |

**MUSTANGS****12**

**PASSING:** Matt Ryan, 23 of 47, 255 yds, 1 TD, 2 INTs  
**RUSHING:** Rashad Jennings, 15C, 147yds, (9.8), 0 TD  
**RECEIVING:** Chris Givens, 8 for 93yds, 19LG, 0 TD  
**DEFENCE:** Earl Thomas, 2 T, 1 INT (0 yds)  
**KICKING:** Dan Crosbv. 2 of 2 FG. 6 Pts

**GLADIATORS****28**

**PASSING:** Ben Roethlisberger, 17 of 25, 180 yds, 1 TD, 1 INT  
**RUSHING:** LeSean McCoy, 20C, 101yds, (5.1), 2 TDs  
**RECEIVING:** Jarvis Landry, 4 for 72 yds, 33LG, 1 TD  
**DEFENCE:** Sean Smith, 12 T, 4 PD, 1 STF, 1 FF, 1 INT (0 yd)  
**KICKING:** Cairo Santos, 4 of 4 XPA, 0 of 1 FG, 4 Pts

10-16-2016 Gwinnett Coliseum Temp: 94 Wind: 0-10 None MVP: **LeSean McCoy**

|                     | 1 | 2  | 3 | 4 | Tot |
|---------------------|---|----|---|---|-----|
| 2015 Aurora (0-1)   | 0 | 6  | 0 | 6 | 12  |
| 2015 Gwinnett (1-0) | 0 | 14 | 7 | 7 | 28  |

**Scoring Summary**

|                  |  |       |
|------------------|--|-------|
| 2 14:56 Aurora   | FG Crosby 20 (19-78-7:53)                                | 3-0   |
| 2 7:56 Gwinnett  | TD Polk 8 run (Santos) (11-80-7:00)                      | 3-7   |
| 2 4:04 Aurora    | FG Crosby 21 (10-89-3:41)                                | 6-7   |
| 2 0:18 Gwinnett  | TD McCoy 8 run (Santos) (10-59-3:38)                     | 6-14  |
| 3 11:39 Gwinnett | TD McCoy 1 run (Santos) (8-49-3:16)                      | 6-21  |
| 4 2:36 Gwinnett  | TD Roethlisberger 33 pass to Landry (Santos) (4-43-1:39) | 6-28  |
| 4 0:08 Aurora    | TD Ryan 12 pass to Coleman (2 - failed) (9-76-2:22)      | 12-28 |

|                | <b>AUR</b> | <b>GWG</b> |
|----------------|------------|------------|
| First Downs    | 23         | 21         |
| Rushes         | 30-185     | 26-130     |
| Passes         | 47-23-255  | 27-15-180  |
| Sacked         | 1-9        | 1-6        |
| Fumble         | 2          | 0          |
| Penalties      | 10-84      | 2-15       |
| Turnovers      | 2          | 1          |
| Missed Tackles | 6          | 6          |
| Blitzes        | 23         | 19         |
| Time           | 32:47      | 27:13      |
| Third Down     | 7-17       | 6-12       |
| Fourth Down    | 3-5        | 1-1        |
| Red Att/Td/Fg  | 4/1/2      | 3/3/0      |
| Net Offense    | 431        | 304        |

**REGULATORS****21**

**PASSING:** Kirk Cousins, 23 of 31, 259 yds, 2 TDs, 1 INT  
**RUSHING:** Alfred Morris, 17C, 83yds, (4.9), 0 TD  
**RECEIVING:** Tedd Ginn Jr, 8 for 123yds, 38LG, 1 TD  
**DEFENCE:** Jihad Ward, 6 T, 1 SK  
**KICKING:** Justin Tucker. 3 of 3 XPA. 3 Pts

**WOLVERINES****7**

**PASSING:** Ryan Tannehill, 10 of 18, 157 yds, 0 TD, 0 INT  
**RUSHING:** DeMarco Murray, 19C, 90yds, (4.7), 0 TD  
**RECEIVING:** DeMarco Murray, 3 for 60 yds, 53LG, 0 TD  
**DEFENCE:** Aaron Williams, 3 T, 1 INT (13 yds)  
**KICKING:** Mike Nugent. 1 of 1 XPA. 0 of 1 FG. 1 Pts

10-15-2016 The Wolverine's Den Temp: 73 Wind: Calm None MVP: Kirk Cousins

|                           | 1 | 2  | 3 | 4 | Tot |
|---------------------------|---|----|---|---|-----|
| 2015 South Carolina (1-0) | 0 | 21 | 0 | 0 | 21  |
| 2016 Toronto (0-1)        | 0 | 7  | 0 | 0 | 7   |

**Scoring Summary**

|                        |   |      |
|------------------------|---|------|
| 2 12:01 South Carolina | TD Cousins 5 pass to Green (Tucker,J) (12-91-5:47)    | 7-0  |
| 2 8:54 Toronto         | TD Tannehill 1 run (Nugent) (8-62-3:01)               | 7-7  |
| 2 1:54 South Carolina  | TD Cousins 11 run (Tucker,J) (11-80-7:00)             | 14-7 |
| 2 0:20 South Carolina  | TD Cousins 38 pass to Ginn Jr. (Tucker,J) (4-59-0:28) | 21-7 |

|                | <b>SC</b> | <b>TOR</b> |
|----------------|-----------|------------|
| First Downs    | 24        | 14         |
| Rushes         | 28-136    | 29-117     |
| Passes         | 31-23-259 | 18-10-157  |
| Sacked         | 0-0       | 1-7        |
| Fumble         | 1         | 1          |
| Penalties      | 4-19      | 2-15       |
| Turnovers      | 1         | 0          |
| Missed Tackles | 7         | 6          |
| Blitzes        | 1         | 11         |
| Time           | 32:48     | 27:12      |
| Third Down     | 7-10      | 4-10       |
| Fourth Down    | 0-1       | 1-2        |
| Red Att/Td/Fg  | 2/2/0     | 2/1/0      |
| Net Offense    | 395       | 267        |



## WEEK ONE

# STANDINGS

### PACIFIC CONFERENCE

| East          | W | L | T | Pct | Pts | Ave | Opp | Ave | Diff | Home  | Div   | Conf  |
|---------------|---|---|---|-----|-----|-----|-----|-----|------|-------|-------|-------|
| Brooklin      | 1 | 0 | 0 | 1   | 40  | 40  | 34  | 34  | 6    | 0 0 0 | 1 0 0 | 1 0 0 |
| St. Charles   | 1 | 0 | 0 | 1   | 22  | 22  | 16  | 16  | 6    | 1 0 0 | 1 0 0 | 1 0 0 |
| Carthage      | 0 | 1 | 0 | 0   | 34  | 34  | 40  | 40  | -6   | 0 1 0 | 0 1 0 | 0 1 0 |
| Mohave        | 0 | 1 | 0 | 0   | 16  | 16  | 22  | 22  | -6   | 0 0 0 | 0 1 0 | 0 1 0 |
| Central       | W | L | T | Pct | Pts | Ave | Opp | Ave | Diff | Home  | Div   | Conf  |
| Twin Cities   | 1 | 0 | 0 | 1   | 26  | 26  | 23  | 23  | 3    | 0 0 0 | 1 0 0 | 1 0 0 |
| Virden        | 1 | 0 | 0 | 1   | 32  | 32  | 10  | 10  | 22   | 1 0 0 | 1 0 0 | 1 0 0 |
| Charleswood   | 0 | 1 | 0 | 0   | 23  | 23  | 26  | 26  | -3   | 0 1 0 | 0 1 0 | 0 1 0 |
| Erieau        | 0 | 1 | 0 | 0   | 10  | 10  | 32  | 32  | -22  | 0 0 0 | 0 1 0 | 0 1 0 |
| West          | W | L | T | Pct | Pts | Ave | Opp | Ave | Diff | Home  | Div   | Conf  |
| Iowa City     | 1 | 0 | 0 | 1   | 27  | 27  | 9   | 9   | 18   | 0 0 0 | 1 0 0 | 1 0 0 |
| Los Angeles   | 1 | 0 | 0 | 1   | 41  | 41  | 7   | 7   | 34   | 1 0 0 | 1 0 0 | 1 0 0 |
| Chino         | 0 | 1 | 0 | 0   | 9   | 9   | 27  | 27  | -18  | 0 1 0 | 0 1 0 | 0 1 0 |
| Mission Viejo | 0 | 1 | 0 | 0   | 7   | 7   | 41  | 41  | -34  | 0 0 0 | 0 1 0 | 0 1 0 |

### ATLANTIC CONFERENCE

| North          | W | L | T | Pct | Pts | Ave | Opp | Ave | Diff | Home  | Div   | Conf  |
|----------------|---|---|---|-----|-----|-----|-----|-----|------|-------|-------|-------|
| Cowtown        | 1 | 0 | 0 | 1   | 23  | 23  | 21  | 21  | 2    | 1 0 0 | 1 0 0 | 1 0 0 |
| Scarborough    | 1 | 0 | 0 | 1   | 19  | 19  | 17  | 17  | 2    | 0 0 0 | 1 0 0 | 1 0 0 |
| Durham         | 0 | 1 | 0 | 0   | 21  | 21  | 23  | 23  | -2   | 0 0 0 | 0 1 0 | 0 1 0 |
| Sebastian      | 0 | 1 | 0 | 0   | 17  | 17  | 19  | 19  | -2   | 0 1 0 | 0 1 0 | 0 1 0 |
| Atlantic       | W | L | T | Pct | Pts | Ave | Opp | Ave | Diff | Home  | Div   | Conf  |
| Markham        | 1 | 0 | 0 | 1   | 31  | 31  | 3   | 3   | 28   | 1 0 0 | 1 0 0 | 1 0 0 |
| Pickering      | 1 | 0 | 0 | 1   | 20  | 20  | 17  | 17  | 3    | 0 0 0 | 1 0 0 | 1 0 0 |
| New Jersey     | 0 | 1 | 0 | 0   | 3   | 3   | 31  | 31  | -28  | 0 0 0 | 0 1 0 | 0 1 0 |
| York           | 0 | 1 | 0 | 0   | 17  | 17  | 20  | 20  | -3   | 0 1 0 | 0 1 0 | 0 1 0 |
| South          | W | L | T | Pct | Pts | Ave | Opp | Ave | Diff | Home  | Div   | Conf  |
| Gwinnett       | 1 | 0 | 0 | 1   | 28  | 28  | 12  | 12  | 16   | 1 0 0 | 1 0 0 | 1 0 0 |
| South Carolina | 1 | 0 | 0 | 1   | 21  | 21  | 7   | 7   | 14   | 0 0 0 | 1 0 0 | 1 0 0 |
| Aurora         | 0 | 1 | 0 | 0   | 12  | 12  | 28  | 28  | -16  | 0 0 0 | 0 1 0 | 0 1 0 |
| Toronto        | 0 | 1 | 0 | 0   | 7   | 7   | 21  | 21  | -14  | 0 1 0 | 0 1 0 | 0 1 0 |

# PASSING

| Rk | Player      | Team | Att | Cmp | C%   | Yards | In | I%  | Lg | TD | TD%  | Rate  |
|----|-------------|------|-----|-----|------|-------|----|-----|----|----|------|-------|
| 1  | Bridgewater | LAK  | 26  | 21  | 80.8 | 265   | 0  | 0   | 64 | 4  | 15.4 | 148.7 |
| 2  | Taylor,T    | MAR  | 28  | 20  | 71.4 | 196   | 0  | 0   | 16 | 3  | 10.7 | 126.5 |
| 3  | Wilson,R    | ICC  | 27  | 17  | 63   | 291   | 0  | 0   | 73 | 1  | 3.7  | 111.8 |
| 4  | Rivers,P    | PIC  | 27  | 20  | 74.1 | 203   | 0  | 0   | 37 | 1  | 3.7  | 107.5 |
| 5  | Cousins,K   | SC   | 31  | 23  | 74.2 | 259   | 1  | 3.2 | 38 | 2  | 6.5  | 106.8 |
| 6  | Carr,D      | VV   | 35  | 21  | 60   | 283   | 0  | 0   | 34 | 2  | 5.7  | 104.8 |
| 7  | Smith,A     | BRH  | 39  | 23  | 59   | 343   | 1  | 2.6 | 73 | 3  | 7.7  | 102.8 |
| 8  | Mariota     | CAR  | 44  | 21  | 47.7 | 319   | 0  | 0   | 57 | 3  | 6.8  | 94.8  |
| 9  | Brees       | DTL  | 30  | 19  | 63.3 | 213   | 2  | 6.7 | 26 | 3  | 10   | 90    |
| 10 | Palmer,C    | TCT  | 30  | 16  | 53.3 | 238   | 1  | 3.3 | 38 | 2  | 6.7  | 87.9  |
| 11 | Tannehill   | TOR  | 18  | 10  | 55.6 | 157   | 0  | 0   | 53 | 0  | 0    | 84.7  |
| 12 | Rodgers,A   | SBE  | 41  | 24  | 58.5 | 277   | 1  | 2.4 | 60 | 1  | 2.4  | 77    |
| 13 | Bortles     | CHP  | 47  | 26  | 55.3 | 252   | 1  | 2.1 | 23 | 2  | 4.3  | 75.8  |
| 14 | Manning,E   | MVM  | 37  | 22  | 59.5 | 218   | 1  | 2.7 | 26 | 1  | 2.7  | 73.9  |
| 15 | Roethlisbe  | GWG  | 27  | 15  | 55.6 | 180   | 1  | 3.7 | 33 | 1  | 3.7  | 73.1  |
| 16 | McCown,J    | STC  | 35  | 20  | 57.1 | 236   | 2  | 5.7 | 31 | 2  | 5.7  | 73    |
| 17 | Goff        | NJ   | 18  | 9   | 50   | 99    | 0  | 0   | 19 | 0  | 0    | 66.7  |
| 18 | Fitzpatric  | MOH  | 43  | 20  | 46.5 | 256   | 1  | 2.3 | 55 | 1  | 2.3  | 63.7  |
| 19 | Keenum      | ERI  | 19  | 7   | 36.8 | 137   | 0  | 0   | 89 | 0  | 0    | 62.8  |
| 20 | Flacco      | COW  | 26  | 17  | 65.4 | 145   | 2  | 7.7 | 14 | 1  | 3.8  | 60.6  |
| 21 | Ryan,M      | AUR  | 47  | 23  | 48.9 | 255   | 2  | 4.3 | 36 | 1  | 2.1  | 54.8  |
| 22 | Brady,T     | YOR  | 36  | 14  | 38.9 | 151   | 1  | 2.8 | 22 | 1  | 2.8  | 49.7  |
| 23 | Dalton      | SS   | 39  | 17  | 43.6 | 177   | 1  | 2.6 | 37 | 0  | 0    | 46.6  |
| 24 | Newton,C    | CHI  | 30  | 15  | 50   | 118   | 1  | 3.3 | 18 | 0  | 0    | 46.3  |
| 25 | McCown,L    | MVM  | 4   | 3   | 75   | 45    | 0  | 0   | 19 | 0  | 0    | 111.5 |

| Rk | Yards/Attempt | Team | Avg  | Rk | Yards/Com | Team | Avg  | Rk | Times Sacked | Team | No. |
|----|---------------|------|------|----|-----------|------|------|----|--------------|------|-----|
| 1  | Wilson,R      | ICC  | 10.8 | 1  | Keenum    | ERI  | 19.6 | 1  | McCown,J     | STC  | 6   |
| 2  | Bridgewater   | LAK  | 10.2 | 2  | Wilson,R  | ICC  | 17.1 | 2  | Goff         | NJ   | 5   |
| 3  | Smith,A       | BRH  | 8.8  | 3  | Tannehill | TOR  | 15.7 | 3  | Bortles      | CHP  | 4   |
| 4  | Tannehill     | TOR  | 8.7  | 4  | Mariota   | CAR  | 15.2 | 4  | Mariota      | CAR  | 4   |
| 5  | Cousins,K     | SC   | 8.4  | 5  | Smith,A   | BRH  | 14.9 | 5  | Fitzpatric   | MOH  | 3   |

| Rk | Yards/Game | Team | No. | Rk | Pass Gains | 25+ | No. | Rk | Bad Passes | Team | No. |
|----|------------|------|-----|----|------------|-----|-----|----|------------|------|-----|
| 1  | Smith,A    | BRH  | 343 | 1  | Smith,A    | BRH | 4   | 1  | Carr,D     | VV   | 6   |
| 2  | Mariota    | CAR  | 319 | 2  | Mariota    | CAR | 4   | 2  | Fitzpatric | MOH  | 5   |
| 3  | Wilson,R   | ICC  | 291 | 3  | Wilson,R   | ICC | 3   | 3  | Dalton     | SS   | 5   |
| 4  | Carr,D     | VV   | 283 | 4  | Palmer,C   | TCT | 3   | 4  | Mariota    | CAR  | 4   |
| 5  | Rodgers,A  | SBE  | 277 | 5  | Fitzpatric | MOH | 2   | 5  | Tannehill  | TOR  | 4   |



RUSHING

| Rk | Player     | Team | Att | Yds | Ave | Lg | TD | Rk | Player     | Team | No | Yds | Ave  | Lg | TD |
|----|------------|------|-----|-----|-----|----|----|----|------------|------|----|-----|------|----|----|
| 1  | Stewart,J  | BRH  | 22  | 159 | 7.2 | 41 | 3  | 1  | Jones,J    | MOH  | 10 | 109 | 10.9 | 14 | 1  |
| 2  | Jennings,R | AUR  | 15  | 147 | 9.8 | 56 | 0  | 2  | Brown,A    | TCT  | 8  | 137 | 17.1 | 31 | 2  |
| 3  | McFadden,D | DTL  | 17  | 130 | 7.6 | 24 | 0  | 3  | Givens     | AUR  | 8  | 93  | 11.6 | 19 | 0  |
| 4  | Peterson,A | CHI  | 16  | 110 | 6.9 | 46 | 0  | 4  | Ginn Jr.   | SC   | 8  | 123 | 15.4 | 38 | 1  |
| 5  | Elliott,E  | VV   | 20  | 108 | 5.4 | 12 | 0  | 5  | Reed,J     | MAR  | 7  | 74  | 10.6 | 15 | 0  |
| 6  | McCoy,L    | GWG  | 20  | 101 | 5.1 | 19 | 2  | 6  | Witten     | CHP  | 7  | 48  | 6.9  | 10 | 1  |
| 7  | Hillman    | MOH  | 12  | 90  | 7.5 | 62 | 0  | 7  | Bryant,M   | VV   | 7  | 109 | 15.6 | 23 | 1  |
| 8  | Murray,D   | TOR  | 19  | 90  | 4.7 | 18 | 0  | 8  | Crowder    | SBE  | 6  | 106 | 17.7 | 60 | 0  |
| 9  | Allen,J    | STC  | 17  | 88  | 5.2 | 39 | 0  | 9  | Hopkins,D  | BRH  | 6  | 137 | 22.8 | 73 | 0  |
| 10 | Gurley     | COW  | 17  | 86  | 5.1 | 10 | 0  | 10 | Kelce,T    | CAR  | 6  | 89  | 14.8 | 24 | 1  |
| 11 | Miller,L   | CHP  | 19  | 85  | 4.5 | 17 | 1  | 11 | Jeffery    | BRH  | 6  | 116 | 19.3 | 56 | 1  |
| 12 | Morris,A   | SC   | 17  | 83  | 4.9 | 23 | 0  | 12 | Cooper,A   | VV   | 6  | 109 | 18.2 | 34 | 1  |
| 13 | Bernard    | YOR  | 12  | 70  | 5.8 | 12 | 1  | 13 | Jackson,V  | STC  | 6  | 108 | 18   | 31 | 2  |
| 14 | Charles,J  | STC  | 9   | 70  | 7.8 | 18 | 0  | 14 | Foster,A   | MAR  | 6  | 45  | 7.5  | 16 | 3  |
| 15 | Freeman,D  | PIC  | 21  | 69  | 3.3 | 11 | 1  | 15 | Tate,G     | PIC  | 6  | 56  | 9.3  | 13 | 0  |
| 16 | Hightower  | MAR  | 15  | 65  | 4.3 | 11 | 0  | 16 | Freeman,D  | PIC  | 6  | 32  | 5.3  | 10 | 0  |
| 17 | Johnson,C  | NJ   | 22  | 63  | 2.9 | 7  | 0  | 17 | Woodhead   | CHI  | 6  | 14  | 2.3  | 9  | 0  |
| 18 | Lacy       | CAR  | 16  | 60  | 3.8 | 13 | 1  | 18 | Matthews,J | LAK  | 6  | 47  | 7.8  | 15 | 2  |
| 19 | Bortles    | CHP  | 6   | 59  | 9.8 | 21 | 0  | 19 | Cooks      | LAK  | 6  | 139 | 23.2 | 64 | 0  |
| 20 | Johnson Jr | CHP  | 9   | 58  | 6.4 | 18 | 0  | 20 | Powell,B   | MVM  | 6  | 41  | 6.8  | 11 | 0  |
| 21 | Martin,D   | TCT  | 13  | 57  | 4.4 | 21 | 1  | 21 | Coleman,C  | AUR  | 6  | 73  | 12.2 | 36 | 1  |
| 22 | Gore       | LAK  | 20  | 57  | 2.9 | 13 | 1  | 22 | Fitzgerald | COW  | 6  | 52  | 8.7  | 13 | 0  |
| 23 | Mariota    | CAR  | 5   | 55  | 11  | 28 | 0  | 23 | Decker     | DTL  | 6  | 86  | 14.3 | 26 | 1  |
| 24 | Blount     | COW  | 12  | 55  | 4.6 | 14 | 1  | 24 | Green,L    | SC   | 6  | 51  | 8.5  | 15 | 1  |
| 25 | Hyde,C     | DTL  | 13  | 51  | 3.9 | 11 | 0  | 25 | Sims,C     | SBE  | 5  | 32  | 6.4  | 9  | 1  |

RETURNS

| Rk | Player     | Team | No | Yds | Ave  | Lg | TD | Rk | Player     | Team | No | Fc | Yds | Ave  | Lg | TD |
|----|------------|------|----|-----|------|----|----|----|------------|------|----|----|-----|------|----|----|
| 1  | Ellington  | GWG  | 2  | 79  | 39.5 | 41 | 0  | 1  | Brown,A    | TCT  | 2  | 2  | 74  | 37   | 73 | 1  |
| 2  | Cunningham | DTL  | 2  | 69  | 34.5 | 36 | 0  | 2  | Amendola   | SS   | 4  | 2  | 90  | 22.5 | 76 | 1  |
| 3  | Harris,D   | TOR  | 4  | 119 | 29.8 | 37 | 0  | 3  | Hammond Jr | CHP  | 2  | 0  | 19  | 9.5  | 15 | 0  |
| 4  | Whitehead  | COW  | 2  | 56  | 28   | 29 | 0  | 4  | Sherels    | VV   | 4  | 2  | 37  | 9.3  | 13 | 0  |
| 5  | Jones,C    | CAR  | 5  | 131 | 26.2 | 31 | 0  | 5  | Thomas,D   | YOR  | 4  | 0  | 36  | 9    | 15 | 0  |
| 6  | Ross,R     | COW  | 2  | 50  | 25   | 41 | 0  | 6  | Ginn Jr.   | SC   | 2  | 0  | 17  | 8.5  | 9  | 0  |
| 7  | Patterson  | MOH  | 2  | 48  | 24   | 29 | 0  | 7  | Mumphery   | BRH  | 3  | 1  | 23  | 7.7  | 11 | 0  |
| 8  | Jones,T    | SBE  | 3  | 71  | 23.7 | 37 | 0  | 8  | Marshall,J | ERI  | 4  | 0  | 28  | 7    | 12 | 0  |
| 9  | Murphy,M   | BRH  | 2  | 46  | 23   | 29 | 0  | 9  | Lockett    | ICC  | 1  | 1  | 7   | 7    | 7  | 0  |
| 10 | Jones,J    | STC  | 2  | 39  | 19.5 | 29 | 0  | 10 | Martin,K   | CHI  | 5  | 0  | 34  | 6.8  | 12 | 0  |
| 11 | Young,T    | LAK  | 2  | 39  | 19.5 | 22 | 0  | 11 | Douglas,H  | MOH  | 5  | 0  | 33  | 6.6  | 12 | 0  |
| 12 | Miller,B   | YOR  | 2  | 38  | 19   | 23 | 0  | 12 | Sproles    | STC  | 4  | 1  | 20  | 5    | 9  | 0  |
| 13 | Drake      | AUR  | 4  | 76  | 19   | 22 | 0  | 13 | Harris,D   | TOR  | 1  | 0  | 5   | 5    | 5  | 0  |
| 14 | Smith,R    | NJ   | 4  | 75  | 18.8 | 31 | 0  | 14 | Kerley     | COW  | 2  | 0  | 9   | 4.5  | 11 | 0  |
| 15 | Huff,J     | MVM  | 7  | 130 | 18.6 | 28 | 0  | 15 | Bray       | DTL  | 2  | 0  | 8   | 4    | 6  | 0  |

# DEFENCE

| INTERCEPTIONS |            |      |    |     |     |    |    | SACKS |            |      |     | TACKLES |            |      |     |
|---------------|------------|------|----|-----|-----|----|----|-------|------------|------|-----|---------|------------|------|-----|
| Rk            | Player     | Team | No | Yds | Ave | Lg | TD | Rk    | Player     | Team | No. | Rk      | Player     | Team | Bo. |
| 1             | Verrett    | CAR  | 1  | 4   | 4   | 4  | 0  | 1     | McCoy,G    | BRH  | 3   | 1       | Posluszny  | SS   | 14  |
| 2             | Tartt      | MOH  | 1  | 21  | 21  | 21 | 0  | 2     | Mercilus   | MOH  | 3   | 2       | Timmons    | YOR  | 14  |
| 3             | Allen,J    | MOH  | 1  | 0   | 0   | 0  | 0  | 3     | Williams,M | STC  | 2   | 3       | Wagner,B   | TCT  | 13  |
| 4             | Thompson,D | STC  | 1  | 11  | 11  | 11 | 0  | 4     | Houston,L  | DTL  | 2   | 4       | Harris Jr. | TCT  | 12  |
| 5             | Misi       | COW  | 1  | 0   | 0   | 0  | 0  | 5     | Tuck       | SBE  | 2   | 5       | Wilhoite   | CAR  | 12  |
| 6             | McLeod     | COW  | 1  | 39  | 39  | 39 | 0  | 6     | Jordan,C   | MAR  | 2   | 6       | Smith,S    | GWG  | 12  |
| 7             | McCourty,D | DTL  | 1  | 4   | 4   | 4  | 0  | 7     | Kruger     | MAR  | 2   | 7       | Misi       | COW  | 10  |
| 8             | Sherman,R  | DTL  | 1  | 0   | 0   | 0  | 0  | 8     | Harrison,J | NJ   | 2   | 8       | McPhee     | MVM  | 10  |
| 9             | Hill III   | SBE  | 1  | 4   | 4   | 4  | 0  | 9     | Barwin     | ICC  | 2   | 9       | Smith,D    | ERI  | 10  |
| 10            | Breaux     | SS   | 1  | 22  | 22  | 22 | 0  | 10    | Dareus     | COW  | 1   | 10      | Harris,D   | COW  | 9   |
| 11            | Talib      | CHP  | 1  | 0   | 0   | 0  | 0  | 11    | Matthews,C | BRH  | 1   | 11      | Harrison,J | NJ   | 9   |
| 12            | Searcy     | TCT  | 1  | 0   | 0   | 0  | 0  | 12    | Donald     | MOH  | 1   | 12      | Mercilus   | MOH  | 9   |
| 13            | Joseph,K   | PIC  | 1  | 24  | 24  | 24 | 0  | 13    | Floyd,S    | SS   | 1   | 13      | Shazier    | CHI  | 9   |
| 14            | Richardson | ICC  | 1  | 0   | 0   | 0  | 0  | 14    | Attaochu   | SS   | 1   | 14      | Barwin     | ICC  | 9   |
| 15            | Amerson    | LAK  | 1  | 45  | 45  | 45 | 1  | 15    | Lawrence   | CHP  | 1   | 15      | Wright,K   | MOH  | 9   |
| 16            | Thomas,E   | AUR  | 1  | 0   | 0   | 0  | 0  | 16    | Klug       | ERI  | 1   | 16      | Te'o       | CAR  | 9   |
| 17            | Mauluga    | GWG  | 1  | 15  | 15  | 15 | 0  | 17    | Ansah      | TCT  | 1   | 17      | Joyner     | SBE  | 8   |
| 18            | Smith,S    | GWG  | 1  | 0   | 0   | 0  | 0  | 18    | Melton     | TCT  | 1   | 18      | Freeman,Ja | TCT  | 8   |
| 19            | Williams,A | TOR  | 1  | 13  | 13  | 13 | 0  | 19    | Freeman,Ja | TCT  | 1   | 19      | Acker      | STC  | 8   |

# KICKING

| Rk | Player     | Team | FGA | FGM | FG%  | 40 | 50 | Lg | Pts |
|----|------------|------|-----|-----|------|----|----|----|-----|
| 1  | Folk       | VV   | 3   | 3   | 100  | 0  | 0  | 34 | 12  |
| 2  | Janikowski | MOH  | 3   | 3   | 100  | 1  | 0  | 46 | 10  |
| 3  | Bailey,D   | CHI  | 3   | 3   | 100  | 0  | 0  | 39 | 9   |
| 4  | Coons      | PIC  | 2   | 2   | 100  | 0  | 0  | 38 | 8   |
| 5  | Carpenter  | SBE  | 2   | 2   | 100  | 0  | 0  | 29 | 7   |
| 6  | Brown,J    | MAR  | 1   | 1   | 100  | 1  | 1  | 54 | 7   |
| 7  | Crosby     | AUR  | 2   | 2   | 100  | 0  | 0  | 21 | 6   |
| 8  | Novak      | COW  | 3   | 1   | 33.3 | 0  | 0  | 27 | 5   |
| 9  | Vinatieri  | SS   | 2   | 1   | 50   | 0  | 0  | 26 | 5   |
| 10 | Succop     | CHP  | 2   | 1   | 50   | 0  | 0  | 25 | 5   |
| 11 | Walsh,B    | YOR  | 1   | 1   | 100  | 0  | 0  | 31 | 5   |
| 12 | Zuerlein   | LAK  | 0   | 0   | 0    | 0  | 0  | 0  | 5   |
| 13 | Hocker     | BRH  | 0   | 0   | 0    | 0  | 0  | 0  | 4   |
| 14 | Catanzaro  | CAR  | 1   | 0   | 0    | 0  | 0  | 0  | 4   |
| 15 | Hauschka   | STC  | 2   | 1   | 50   | 0  | 0  | 31 | 4   |
| 16 | Gostkowski | ERI  | 1   | 1   | 100  | 1  | 1  | 52 | 4   |
| 17 | Santos     | GWG  | 1   | 0   | 0    | 0  | 0  | 0  | 4   |
| 18 | Dawson,P   | DTL  | 1   | 0   | 0    | 0  | 0  | 0  | 3   |
| 19 | Boswell    | NJ   | 2   | 1   | 50   | 1  | 1  | 52 | 3   |
| 20 | Myers,J    | ICC  | 1   | 0   | 0    | 0  | 0  | 0  | 3   |



With  
ARPIN PLUNDERFLUNDER

# FANTASY FREAKZ!

## Week 2 Forecast

### Week 1 Analysis

**Jonathan Stewart** of the Brooklyn Hawks was the surprise star of Week One Fantasy, racking up 33 points in standard scoring formats (even more in advanced formats that account for yards-per-carry and quality runs) despite also losing a fumble. He faced a feeble Cannibals defence bamboozled by **Alex Smith** (who also had a nice fantasy week) but even accounting for that he and his offensive line looked impressive.

If you had **Antonio Brown** on your roster his 32 points likely put you over the top. His dominance is more impressive considering his QB, **Carson Palmer**, failed to make the top ten passers. Brown is one of few "one-man shows."

**Odell Beckham's** unimpressive performance has everything to do with **Andy Dalton** not getting him the ball. The Scarborough pass rush was extremely effective in forcing bad passes and check downs. Now Beckham is out for at least a week to injury – a blow for many top-ranked Fantasy Teams.

**Tyrod Taylor** looked impressive against an expansion team – but don't lock him in as your permanent starter yet.



### Who's Hot?

#### **Jonathan Stewart (BRH)**

22 - 159, 3 TD 32 FP

Likely to stay hot for a long time, due to weak divisional defences.

#### **Marcus Mariota (CAR)**

44-21-319 3 TD 55 rush 30 FP

Played well against a decent defence. Has Eriean in his sight in Week 2.

#### **Vincent Jackson (STC)**

6-108, 2 TD 23 FP

We all know he has the talent, but can he keep up production on an expansion team?



### Who's Cold?

#### **Matt Ryan (AUR)**

23 of 47, 255 yds, 1 TD, 2 INT

Many big spenders went down in Week 1 because of the egg he laid against the Glads.

#### **Cam Newton (CHI)**

15 of 30, 118 yds, 1 INT

To coin a texting term: WTF? Cubs' 'D' is awesome, but Newton is supposed to be awesome too.

#### **Marshawn Lynch (ERI)**

7 - 11, 1 TD

2-yard TD run salvages some, but not all of a horrible day.

## QUESTION OF THE WEEK

### **Are any of the expansion team quarterbacks worth starting? – Neil (Grand Rapids)**

If you are looking at starting *any* of the expansion QBs, then you are probably in trouble due to injury. But if you *have* to: **Ryan Tannehill** is a proven average starter in the league, but his surrounding cast in Toronto is scary. On the right day, **Josh McCown** of St. Charles might work. **Carson Wentz** and **Jared Goff** are total unknowns.

Week 2

SMART  
PLAY



**Doug Martin, RB (TCT).** Always dangerous when healthy, Martin will be used to help grab a lead and the hold it against the over-matched Chargers. Expect 100+ yards and 2+ TDs.





# AROUND THE

## EFL

### With Spats McChad

10

10

NEW YORK – In case you just woke up in the Catskills and did not know: the EFL is embarking on its banner 10<sup>th</sup> season. The league is clearly impressed with itself and very confident in its future prospects. The mainstream media and major networks seem to agree; overall coverage of the EFL is crowding out the rival leagues and last month ESPN tired to get ahead of the projected trend by offering to negotiate a long term TV contract with two years still remaining on its current deal. Ratings are strong. Ticket sales are up or holding in every league center except Virden and Mohave. Merchandise revenue is on the rise, led by jersey sales with the addition of four expansion teams, the moving of a franchise to Brooklyn, and the plan to unveil “retro” jerseys for the original 12 teams in Week Eight. Business is booming. But is this growth sustainable or just an overinflated bubble caused by public desperation for a suitable NFL replacement?

The EFL has a long way to go before it matches the popularity of the old NFL at its peak. That’s not necessarily a bad thing. The NFL’s arrogance and greed outpaced its growth and that greed brought it crashing down almost without warning. The EFL has done an admiral job of filling part of the vacuum. But the sophisticated business professionals who were the behind-the-scenes architects of the NFL’s marketing juggernaut and the Forbes 500 class of ownership are largely missing from the current EFL conglomerate. Most of the former NFL executive and ownership are now either indicted, in jail, or subject to a 10-year federal ban on involvement in professional sports. In their place we have a highly peculiar, somewhat spooky ‘Committee’ in charge of running the league and an eclectic, and in some cases highly eccentric, ownership group.

The five new owners – four expansion franchises and the latest in a long line of owners of the original Meadowlands franchise – together form a case in point. The most “normal” among them – **Jeff Cohen**, C.E.O. of Universal Destruction Ltd. and best buddy of **Bruce Springsteen** – eschewed a perfectly functional MetLife stadium in favour of a remodeled giant amphitheatre on Stone Pony Shore for Wrecking Ball home games. Live outdoor concerts by up-and-coming talent at half time are apparently going to be the norm. Then there is **Jamie Rilett**, an independently wealthy and apparently highly eccentric car restoration enthusiast, who doesn’t actually *drive* cars and travels strictly by train and taxi. His wonderfully creative brain determined that obscure Erieau, a tiny peninsula that is one good storm away from being submerged by Lake Erie, would be a perfect landing spot for a professional football franchise. The fact that the EFL *let him do it* is one of several decisions that make me pause and wonder whether the league can survive the long haul.

I will discuss the new ownership in depth in a coming article, but the brief snapshot above helps to illustrate my point that the EFL too often comes across as naïve and amateurish. For example, the divisional realignment that accompanied expansion provided an opportunity to rename the Conferences and the Divisions in a creative way that would eliminate the farce of having Carthage in the “east” and Scarborough in the “south.” A proposal was submitted with the strong support of ownership to assign continental landmarks to distinguish the conferences and the names of historic football figures to identify the divisions. This was, I am told, rejected by ‘The Committee’ because the Chair, **Yorrgo Kaldis**, “*did not like*” the idea. Why? “*Because I have never liked that idea,*” was the flippant reply, according to a source. This type of response only supports whispers that ‘The Committee’ is not really a “committee” at all, but rather some type of dictatorial council, *Junta* or cult.

Then there is the breakneck pace of expansion – 12 teams to 24 over the span of less than 10 years – despite a history of unstable ownership of the so-called “fringe franchises;” as well as the high concentration of teams in overlapping Ontario markets. Neither of these situations seem desirable from a business standpoint. But the desire for expansion at all costs, I am told, is due to a plan to reach 24 teams by Year 10 laid down in a secret ‘Business Plan’ entitled ‘*The Codex Deccenium.*’ This curious imperative is not entirely driven by typical business concerns, according to my source, but will ultimately have a favourable impact on business. The true reason is obscure – understood by only a select few at the top of the EFL pyramid.

In spite of my nagging doubts, I still find I am excited at the prospects for the 2016 season. The divisional realignment, new schedule rules and the new playoff format are all good changes that will create a more drama and provide greater reward for winning a division. It is shaping up to be a good year; that is, if a potential PR disaster can be averted or downplayed.....

#### **SIT DOWN FOR JUSTICE**

The act that has touched off a billowing controversy around observance of the American National Anthem at EFL games may have been accidental, according to a story published yesterday in *Deathspun*. Citing a source inside the Iowa City Cubs locker



Cubs back-up QB, **Colin Kaepernick** catches his breath after walking from the tunnel to the sideline bench. Did he intend to become the poster child for racial justice in America, or was it just an accident?

room, author **Tarkin Smith-Abdullah**, alleges that **Colin Kaepernick** was simply too exhausted to rise from the bench for the national anthem after running out onto the field before the Cubs' third pre-season game. A winded Kaepernick struggled to catch his breath as the fans and players rose for the *Star Spangled Banner*. Wheezing loudly, Kaepernick was unaware that the anthem was playing and only became aware when a trainer ran over to see if he was alright. According to the source, Kaepernick was embarrassed and reacted indignantly and reflexively in an attempt to conceal his physical condition. He angrily declared, between gasps for air, that he was sitting down on purpose. Why? "*Because I'm oppressed!*" he apparently blurted out to the trainer. Further attempts to explain this statement quickly grew into the impromptu and ill-conceived "protest" that has since flourished like a bull thistle, scarring the immaculately-kept public relations landscape of the EFL.

As I have mentioned before in my column, Kaepernick has struggled with weight and self-esteem issues since being passed over for the Cubs' starting QB job. His demands to be traded were ignored by Cubs' management, who saw advantage in keeping him on the roster in a back-up role. Now he is virtually untradeable – not only due to his physical condition but also because of the deep divide he has created amongst players, coaches, management and ownership over his actions.

He has long been in denial about his physical fitness, claiming to be "*in the best condition of my career*" whenever he is confronted by journalists. The media no longer ask him about his weight, since they know what the answer will be. As a result of those pathological attempts to conceal his physical condition, Kaepernick has inadvertently brought a serious and difficult issue back into the spotlight and forced a discussion, however uncomfortable, about race relations

in America. He has also created a minefield for that discussion by tying his irreverent and, to some, deeply offensive behaviour to a cause that most people on both sides of the racial divide in America support. In other words, an objection to Kaepernick's tactics is equivalent to not supporting racial equity in America. But showing respect for your country and supporting racial equity measures are not mutually exclusive – they can and do co-exist in rational, balanced people.

Kaepernick has since defended himself by stating that he is not seeking approval from anyone and that he did it out of personal conviction and for personal reasons. Unfortunately for him, whether he realizes it yet or not, his protest is now public property. We all own a piece of it as we each react in one way or another to his symbolic gesture.

But when will it end? When will we *know, as America*, that our country has fixed everything? When will it be safe for **Colin Kaepernick** – and for all of those who support him by kneeling or making the Black Power Salute during the national anthem – to stand once more in a symbolic gesture of respect for the country that has given us the freedom to criticize it? Will that time ever come? Or will Colin have to kneel for the rest of his life whenever other people stand for the *Star Spangled Banner*? And what does he think about Canada – a country that continues to neglect and abuse its First Nations population, albeit less severely today than in the days of residential schools? Will Colin stand for the Canadian National Anthem when visiting Canadian EFL cities?

One thing about evolution is that it is a slow process and those who are evolving aren't usually consciously aware of it. We have come a long way since a war was fought over slavery in our own backyard. We will continue to progress incrementally, without reaching perfection, and those who see are not perfect will sometimes point to where we are falling short by protesting. Human nature is and always will be a work in progress.

#### **ART MODELL II**

Rumours that the Markham North Stars may be on the move will not die. With the dawn of EFL Asia last year came the numerous



assertions in Chinese media that the North Stars would soon be moving to Guangzhou, Markham's sister city, in an effort to bolster the popularity of American rules football throughout Asia. Speculation around that move continued even when the EFL Asia project collapsed after 6 weeks. The North Stars have what amounts to a cult following in parts of China. Even today, the daily newspaper of Foshan claims that **Wi-Ping Bum**, a local industrialist, is trying to purchase the team.

However, all talk of a Markham move to China has been sidelined by unconfirmed, but persistent scuttlebutt that **Darrin Jones** was recently in Budapest, Hungary, for confidential meetings with Sports Minister **Zoltan Czonka** to discuss a government grant to assist in moving the team there. Jones does not deny being in Hungary this summer but claims that it was for personal reasons.

Nevertheless, the chatter about a Markham move to Hungary continues. If true, this would create a seismic shift in Markham and surrounding communities that rabidly support the team. Jones looked surprised then scoffed at the idea of moving when the topic was raised by nervous local reporters.

"The North Stars have one home and that's in Markham," he declared after a clipped, nervous chuckle. But this is the same **Darrin Jones** who more than once over the past two years has referred to the North Stars as 'The World's Team' because they have a strong fan base on the other side of the world, in China.

In theory, if Jones had designs on moving the team to get out of the crowded Greater Toronto Area TV market, he certainly would not tip his hand until any potential deal was finalized. The idea of Markham moving is probably just gossip. But if that were to happen, it would require a fly-by-night operation to "get out of Dodge" to avoid a lynching of the second coming of **Art Modell**.

### AROUND THE EFL

One thing about expansion years is that it can accelerate change. This was evident in Week One with some surprising results coming in that could be indicators of a major shift in the power rankings. Or they could simply be Week One one-offs....

At Tillman Field the Corn Kings broke a three-year winless drought against rival Durham with a surprise 23-21 victory in their home opener. But even though Cowtown looked fired up, forcing 3 turnovers and jumping out to a 17-0 lead at half time, a Durham surge in the 2<sup>nd</sup> half had them back in a familiar position, trailing 21-17 in the 4<sup>th</sup> quarter. The Corn Kings drove back and scored a go-ahead TD, but **Nick Novak** missed the extra point, keeping the advantage at 2. With time a factor, Durham drove methodically to the Cowtown 11 yard line while chewing up all but 23 seconds of the clock. In came **Phil Dawson**, one of the most reliable kickers in the game, to execute the 29-yard chip shot for the win....and he missed! Unbelievably, he *missed*. He just flat out missed it. The Corn Kings celebrated, of course – a win is a win – but it was a celebration dampened by the nagging awareness that they had not really beaten the Thunder Lizards – the Thunder Lizards had failed to beat them.


At the Coliseum in Gwinnett the Mustangs went down hard to the Gladiators, losing 28-12. This was shocking on several fronts: it was only the second loss in the regular season by a **Rich Liotta** coached team; **Matt Ryan** looked awful; and the Gladiators' secondary played lights out, deflecting 10 passes and picking off two. This was probably just an early season ambush

of an Aurora team still hung over from the Championship, but for one week at least the Glads can feel like they are top dog.

At Round Table Stadium, the LA Knights stunned the football world and many of their own fans with a 41-7 pounding of Mission Viejo. This was widely touted as a game to watch in Week One, as both teams were expected to improve about equally. The resulting mismatch was the result of an MVP-calibre performance by QB, **Teddy Bridgewater** and a strong all round performance by the 'Blue Shield.' The Monarchs' secondary looked like spectators, failing to break up a single pass.

At the Fish Tank, the *favoured* Swordfish failed to deliver against Scarborough, a team they have owned over four very lean years of Sebastian football. I do believe this is the first time I have ever commented on a Swordfish loss that was not fully expected. The Blue Eagles defence played as complete a game as you are likely to see; putting constant pressure on **Andy Dalton**, sticking to **Odell Beckham** like glue, and breaking up 8 passes, including an interception. **Aaron Rodgers** provided just enough offence to put Scarborough over the top in a 19-17 upset.

And finally, at Camelot, the York Excaliburs, expected by some analysts to challenge Markham for the Atlantic Division title, could hardly get anything going against a Pickering defence that will not be sending anyone to the Pro Bowl this year, dropping a 20-17 decision. If **Tom Brady** can't solve the likes of 'Pacman' Jones, the Swords are in a heap of trouble.



Durham's **Phil Dawson** looks glum after missing a 29-yard FG attempt in the dying seconds of a 23-21 loss to Cowtown.



# BUG THE BOOKIE!

## JIMMY THE GEEK GIVES YOU HIS PICKS FOR WEEK TWO EFL ACTION

*Your source for fantasy and on-line betting solutions*



**RECORD VS THE SPREAD AFTER WEEK 1:**

**6-6-0**

### JIMMY'S WEEK TWO PICKS

#### **CARTHAGE @ ERIEAU (line – CANNIBALS by 4)**

**INJURIES:** Carthage – Harrison Smith (OUT); Erieau – Vernon Davis (OUT).

Take away an 89-yard pass to Kenny Britt and the Cadillac managed 58 yards of total offence against Virden last week. Nobody thinks the Erieau offence is quite that bad, but few expect the upside to be vastly better. This week's match-up against the highly penetrable Carthage defence should give us a view of Erieau's attack ceiling, which I peg at 20 points, give or take a FG. The Cannibals lit up the scoreboard against a respectable Hawks' defence in Week One, indicating that Marcus Mariota has not slowed down since a sparkling rookie debut in 2015. I see another shootout for the Cannibals, but one easily won. **PICK: CARTHAGE**

#### **ST. CHARLES @ TWIN CITIES (line – TRIUMPH by 4)**

**INJURIES:** St. Charles – Carson Wentz (OUT); Twin Cities – None.

It took one play from scrimmage last week to knock Carson Wentz out of the short term picture. This might be a blessing in disguise for the expansion Chargers, as it gives their offence a few weeks to iron out the kinks under the steady hand of veteran QB, Josh McCown, who looked good in guiding the Chargers to its first ever franchise victory. But that was against Mohave, a team that frequently boosts the images of its opponents. This week, on the road against Twin Cities at the grand opening of Wilhalla Stadium, a much more severe test is in store – one that is probably best for Wentz's confidence that he skip. The Triumph have too many weapons not to prevail with relative ease. The only question I have is: why is the line so small? **PICK: TWIN CITIES**

#### **CHARLESWOOD @ MOHAVE (line – PATRIOTS by 1)**

**INJURIES:** Charleswood – Jamie Collins (OUT); Mohave – None.

The fallout from the Patriots season-opening loss on their home field to Twin Cities is their placement, in the minds of bettors, into a category well below that of "contender." How else to explain such a slim Vegas line in favour of the Pats against a Hellfire team that lost to an expansion team in Week One and has not posted a winning season since 2008? Blake Bortles turned in a respectable performance against a top drawer Triumph defence last week; so it is no stretch to imagine he will be effective against the Hellfire, even with Aaron Donald wreaking havoc on his offensive line. After one week, Ryan Fitzpatrick looks sloppy but fearless. The latter quality makes him a wildcard on any given Sunday. Still, the Pats have stopped better. **PICK: CHARLESWOOD**

#### **VIRDEN @ BROOKLIN (line – HAWKS by 2)**

**INJURIES:** Virden – None; Brooklin – None.

The bookies continue a cautious trend with a 2-point line in favour of the Hawks in their home opener. In Week One against Erieau the Violators appeared far removed from the 0-16 basket case they were in 2015, but exactly how much they have improved is still unknown. Derek Carr to Matavis Bryant looks like a live combo and Ezekiel Elliott has legs, but before serious discussion about a Virden wild card berth starts, a skeptical fan base must see the team hurdle a higher bar than the Cadillac. The Hawks' offence soared like, well...like a hawk against the Cannibals in Week One, but the defence was shakier than many had expected. The script says the Hawks should cover, but I sense this will be one of those high-scoring affairs where the script falls apart. **PICK: VIRDEN**

## **LOS ANGELES @ CHINO (line – KNIGHTS by 7)**

**INJURIES:** Los Angeles – Weston Richburg (OUT); Chino – Ali Marpet (OUT), Sheldon Rankins (OUT).

It was the Teddy Bridgewater Show in LA's Week One trouncing of Mission Viejo. The defence was predictably strong, but the domination of the offence – which scored on its first 5 trips into the red zone – caught the football world by surprise. If that performance is a reliable indicator of what is to come, the math in the West Division will have to be recalculated. The score certainly played into this week's betting line. Chino fell flat against the Cubs – a team they expect to challenge. Cam Newton had a rough day, unable to get the ball to his wide receivers. Even the threat of Adrian Peterson did not slow down the Cubs defensive line. The Knights are no less formidable up front. The Convicts are already up against a wall. **PICK: CHINO**

## **COWTOWN @ NEW JERSEY (line – CORN KINGS by 8)**

**INJURIES:** Cowtown – Rob Havenstein (OUT), Chris Long (OUT), Nick Novak (OUT); New Jersey – Keanu Neale (QUESTIONABLE), Trent Cole (OUT).

About the only thing more surprising than Cowtown's season-opening victory over rival Durham was the way they won – on a missed chip shot FG attempt by Phil Dawson. It was an ugly win, no doubt, but scattered throughout were some impressive moments that included three takeaways by the defence and a clutch 4<sup>th</sup> quarter TD drive that showcased the ability of Todd Gurley to carry an offence. The Wrecking Balls were manhandled by the North Stars but can take solace in the knowledge that nobody expected them to inflict a wound on the power of the Atlantic Division. For an expansion team, New Jersey has some pop in the pass rush coming off the edge and a steady if unspectacular hand at QB in Brian Hoyer. A sell out at Stone Pony Shore Field and pre-game concert by Bruce Springsteen will have them playing inspired football. **PICK: NEW JERSEY**

## **SEBASTIAN @ PICKERING (line – SPARTANS by 3)**

**INJURIES:** Sebastian – Odell Beckham Jr (OUT), Justin Pugh (OUT); Pickering – Ty Montgomery (OUT).

While the Spartans were foiling Tom Brady in their upset win at York in Week One, the highly-touted Swordfish offence was struggling to make headway against Scarborough. Andy Dalton and Odell Beckham Jr were not on the same page. Now Beckham is out after getting his bell rung in the 4<sup>th</sup> quarter, which takes a lot of pressure off corner Adam Jones, who looked like an all-pro last week against James Jones. The Swordfish still have weapons, but it is hard to escape the conclusion that the 'Red Rifle' needs as much help as he can get, even against a Spartans defence thin on talent. Going in the other direction, a team with Philip Rivers at QB always has a chance to score. The Fish do not believe in themselves yet. **PICK: PICKERING**

## **YORK @ SCARBOROUGH (line – BLUE EAGLES by 9)**

**INJURIES:** York – De'Anthony Thomas (OUT); Scarborough – Dont'a Hightower (OUT), TJ Yeldon (OUT).

Last week the Excaliburs were burned by the long ball on defence and couldn't stretch the field on offence. The result was a disappointing loss to a team with no serious aspirations for post-season play. This week the Swords visit the Bluffs for a tilt against a Blue Eagles team that will pose an even bigger challenge for Tom Brady in the passing game. Scarborough leaned on its defence last week as the offence stumbled in the ground game and suffered hiccups in the passing game. With TJ Yeldon out, the Blue Eagles will need another strong performance from the backside and hope Aaron Rodgers can shake off early rust. The line is inflated and the Excaliburs need this one more than Eagles. Expect Brady and Von Miller to step up. **PICK: YORK**

## **MARKHAM @ DURHAM (line – NORTH STARS by 3)**

**INJURIES:** Markham – None; Durham – None.

The Thunder Lizards must still be feeling the sting after battling back from a 17-point half time deficit at Cowtown only to see victory slip from their talons on a rare missed field goal attempt by Phil Dawson. But Durham cannot afford to dwell on their misfortune. The North Stars are taking aim at the conference title and one of the few teams that could stand in their way is the Thunder Lizards. Darren McFadden roamed free against Cowtown last week but will find it tougher slogging against a rugged North Stars front four, increasing the urgency for Drew Brees to improve on his mixed performance in Week One. Tyrod Taylor passed his first test last week against New Jersey, but nobody is ready to anoint him as Markham's franchise quarterback yet – he will need to prove his mettle against a team like Durham. Expect a hangover from opening day to hang like a dark cloud over the Durham game plan. **PICK: MARKHAM**

## **SOUTH CAROLINA @ AURORA (line – MUSTANGS by 6)**

**INJURIES:** South Carolina – Terrence Brooks (OUT); Aurora – None.

The Mustangs' offence was not in typical balls-to-the-wall form in their opening day loss to Gwinnett. They moved and held the ball, but could not deliver the killer strike. Not that they didn't try to stretch the field, but poor execution and an all-star performance from corner Sean Smith forced them to play small ball. The defence was good, but far from airtight while playing without the lead. The Regulators started the season with a soft touch in Toronto and returned the favour by gently brushing aside the out-gunned Wolverines. One can probably disregard the Week One results for both teams and look at the fundamentals: the Aurora defence remains impressive and its offence more than a match for a respectable but crucially flawed Regulators' defence.

Kirk Cousins has never faced the likes of the Peterson-Norman duo at cornerback – heck few have! **PICK: AURORA**

## **TORONTO @ GWINNETT (line – GLADIATORS by 17)**

**INJURIES:** Toronto – None; Gwinnett – Mike Iupati (OUT).

Vegas was clearly not very impressed with the Wolverines keeping it relatively close against the Regulators last week and clearly was impressed by the Gladiators hobbling the Mustangs to open the season. The result is a gawdy double-digit line that will take some effort by the Glads to beat. Toronto is no threat to actually win the game but they could keep the deficit to single digits for three quarters with a little luck – after that anything could happen to dramatically widen the gap in either direction. Don't get me wrong: I think the Wolverines are totally over-matched here, but the Glads could treat this as an exhibition game and give their starters a rest late in the game. **PICK: TORONTO**

## **MISSION VIEJO @ IOWA CITY (line – CUBS by 15)**

**INJURIES:** Mission Viejo – BJ Raji (OUT), Luke Wilson (OUT); Iowa City – None.

The coming out party for the up-and-coming Mission Viejo defence may be a while coming. After getting ambushed by a red hot Teddy Bridgewater in Week One, they now face one of the league's best QBs in Russell Wilson. The Cubs' offensive MVP may be the only signal-caller in the league capable of evading both Khalil Mack and Olivier Vernon at the same time – not that he will be called upon to pull off that impressive feat very often working behind one of the best offensive lines in the league. The five linemen protecting Eli Manning are not too shabby either, especially up the middle, but they will have to execute with precision against the formidable front four of the Cubs' defence. The battle in the trenches in both directions will be worth the price of admission, but will it facilitate enough big plays by the Cubs to outstrip the garish 15-point line? **PICK: MISSION VIEJO**



CHANNEL  
**ANCIENT HISTORY**  
CHANNEL  
PRESENTS  
*This Week in EFL History*  
*With Professor Sterling Smitherman*

FROM THE EFL ARCHIVES – A media strike that lasted the first two weeks of the 2010 season makes looking back at Week One just slightly less challenging than deciphering the history of the ancient Egyptians from the hieroglyphics on their pyramids. What news records we have show that fans were shocked and impressed by the Markham North Stars – a perennially bad team in those days – upsetting the Durham Thunder Lizards – a team expected to win their division – by a score of 20-17. **Rian Lindell** kicked a FG with 0:21 left after **Darren Sproles** caught a screen pass and

sliced through the Durham defence for 60 yards to the Durham 3 yard line.

Not quite as shocking, but still noteworthy, was Mohave upending East Division favourite Charleswood 38-24. After battling to a 17-17 half time draw, Hellfire linebacker **Rocky McIntosh** set the stage for the upset by intercepting **Peyton Manning** twice in the 3<sup>rd</sup> quarter, both leading to Mohave TDs. **Matt Schaub**, back when he was considered good, led the Mohave attack with 333 yards passing and 3 TD passes.

Florida was again widely favoured to win the EFL Championship while Durham and Pickering were expected to challenge them unsuccessfully in the Can-Am Conference. The Dragons and the Spartans both took care of business in Week One, finishing off Gwinnett 35-14 and Cowtown 38-17 respectively. Pickering's hired gunslinger **Brett Favre**, fired 5 TD passes in that game.

In other big games, **LeSean McCoy** rushed for 3 TDs as Kutztown dumped Virden 35-17 and **Michael Crabtree** had 117 yards and 3 TDs receiving for York in their mildly surprising 34-27 upset of Iowa City.