

2016

10

Est. 2007

WEEK



Celebrating our 10th year of football excellence

November 6, 2016

2016

10

Est. 2007

FOUR

EAST



CENTRAL




WEST



NORTH




ATLANTIC



SOUTH



CAPTAIN KIRK!



Kirk Cousins

Regulator's QB, *Kirk Cousins* fades back to pass in Week 4 action against Durham. Cousins spread the ball around, passing for 308 yards and 3 TD passes against a star-studded Thunder Lizards secondary to pull off a 28-24 upset.



*Who was slick
in Week Four?*

**"BRYLCREEM" THE
EFL'S FIRST SPONSOR**





Jameis Winston
QB
Sebastian
Swordfish

25 of 42, 380 yards, 3 TDs, 1 rush TD. Fireworks in 1st career start.



Von Miller
OLB
York
Excaliburs

5 Tackles, 3 Sacks, 1 PD, 1 FF, 2 Recoveries. Terrorized NJ QBs.

	35		33
	10		0
	34		23
	17		20
	28		34
	10		22



PLAY OF THE WEEK

Jameis Winston 91-yard TD pass to Doug Baldwin (5:03 left in 1st)

	10		26
	27		21
	14		28
	24		38
	23		24
	20		28

PASSERS			YDS	PTD	RTD	INT
1	Winston	SEB	380	3	1	0
2	Bridgewater	LAK	247	4	0	0
3	Taylor,T	MAR	235	2	1	1
4	Roethlisberger	GWG	394	3	0	2
5	Wentz	STC	363	2	0	0
6	Cousins	SC	308	3	0	0

FANTASY ROUND-UP
SPONSORED BY
FANTASY FREAKZ

RECEIVERS			YDS	TDR	OTD	2pt
1	Baldwin	SEB	174	2	0	0
2	Fitzgerald	COW	149	2	0	0
3	Randle	ICC	128	2	0	0
4	Green, AJ	CHI	115	2	0	0
5	Williams,T	STC	172	1	0	0
6	Gronkowski	BRH	96	2	0	0

RUSHERS			YDS	RTD	TDR	2pt
1	Miller, L	CHP	99+76	1	1	0
2	Gore	LAK	70+46	0	2	0
3	Vereen	TCT	65+43	0	2	0
4	Drake	AUR	110	1	0	0
5	Anderson CJ	SEB	116	1	0	0
6	Jennings	AUR	101	1	0	0

KICKERS			PAT	1-49	50+
1	Succop	CHP	3	4	0
2	Nugent	TOR	2	2	1
3	Bailey	CHI	2	3	0
4	Crosby	AUR	3	2	0
5	Tucker	SC	2	2	0
6	Novak	COW	2	2	0

TEAM DEFENCE			PA	TDs	INT	SK	FR
1	Mohave		22	2	2	3	1
2	LA		10	0	2	6	2
3	Twin Cities		17	1	1	5	1
4	Charleswood		0	0	2	1	0
5	Durham		28	2	0	1	1
6	York		21	0	2	5	2



GAME BLITZ!



When you're in a rush! 12 Games, 12 Highlights!

By Chris Sherman

Week Four delivered three stunning upsets and a couple of near-misses for established teams against expansion competition. ¹ At the Carolina Slammer, **Kirk Cousins** found rookie **Jordan Payton** open in the end zone for a 14-yard game-winning TD pass as the Regulators shocked Durham, 28-24. ² In Cowtown, a heavy downpour did not affect Toronto kicker **Mike Nugent**; he booted field goals of 54 and 40 yards to tie the game and win it as the Wolverines upended the Corn Kings 23-20 in OT. ³ In Iowa City, **Robert Woods** turned a short hitch into a 22-yard TD pass to put Mohave out in front to stay as the red-hot Hellfire blasted the Cubs, 34-22. ⁴ In St. Charles, **Cam Newton** flipped an 8-yard TD pass to **AJ Green** in the 4th quarter and the Chino defence held off a late Charger surge to hang on for a 23-20 win. ⁵ In New Jersey, **Tom Brady** hooked up deep with **James Jones** for a 20-yard TD pass in the 3rd quarter to pull ahead of the Wrecking Balls and spark a 26-21 win. ⁶ In Mission Viejo, **Rob Gronkowski** hauled in a hitch from **Alex Smith** and rumbled 53 yards for the score to cap a 28-point first half as the Hawks flew over the Monarchs, 35-10. ⁷ In Virden, an 86-yard punt return for a TD by **Antonio Brown** turned out to be the difference as the Triumph jolted the Violators, 34-17. ⁸ In Carthage, **Teddy Bridgewater** connected with **Brandin Cooks** for a 28-yard TD pass as time expired in the 1st half for his third of four TD passes on the day as the charging Knights trampled the Cannibals 28-10. ⁹ In Sebastian, **Doug Baldwin** opened the scoring with a dazzling 91-yard TD pass play to set the tone in the first career start of QB **Jameis Winston** as the Swordfish went on to outgun the Gladiators, 38-28. ¹⁰ At the Dawg Pound in Markham, **Tyrod Taylor** ran for a TD and passed for two more to give Markham a 21-0 half time lead; they held off the Spartans in the 2nd half for a 24-14 Stars win. ¹¹ In Aurora, rookie **Kenyan Drake** turned the corner for a 19-yard TD run in the 1st as the Mustangs returned to the 'win' column with a 27-10 defeat of Scarborough. ¹² In Erieau, **Blake Bortles** found **Dez Bryant** down the seam for a 70-yard TD pass as the Pats overpowered Erieau, 33-0.

HAWKS



35

PASSING: Alex Smith, 16 of 20, 228 yds, 2 TDs, 1 INT
RUSHING: Karlos Williams, 13C, 64yds, (4.9), 1 TD
RECEIVING: Rob Gronkowski, 3 for 96yds, 59LG, 2 TDs
DEFENCE: Clay Matthews, 7 T, 2 SK, 1 PD
KICKING: Zach Hocker. 5 of 5 XPA. 5 Pts

MONARCHS



10

PASSING: Eli Manning, 14 of 24, 119 yds, 1 TD, 1 INT
RUSHING: Chris Ivory, 9C, 54yds, (6.0), 0 TD
RECEIVING: Allen Hurns, 3 for 43yds, 19LG, 1 TD
DEFENCE: Khalil Mack 6 T, 1 PD, 2 STF
KICKING: Josh Lambo, 1 of 1 XPA, 1 of 1 FGA, 4 Pts

11-05-2016 HMK Royal Coliseum Temp: 63 Wind: 0-10 MVP: **Alex Smith**

	1	2	3	4	Tot
2015 Brooklin (3-1)	7	21	0	7	35
2015 Mission Viejo (1-3)	0	3	0	7	10

Scoring Summary

1 10:49 Brooklin	TD Stewart 5 run (Hocker) (9-63-4:04)	7-0
2 14:44 Brooklin	TD Smith 24 pass to Gronkowski (Hocker) (7-86-4:28)	14-0
2 6:22 Brooklin	TD Smith 1 run (Hocker) (13-62-5:50)	21-0
2 1:51 Mission Viejo	FG Lambo 33 (9-42-4:21)	21-3
2 0:18 Brooklin	TD Smith 59 pass to Gronkowski (Hocker) (5-80-1:33)	28-3
4 13:18 Brooklin	TD Williams 6 run (Hocker) (7-44-4:33)	35-3
4 6:10 Mission Viejo	TD Manning 19 pass to Hurns (Lambo) (12-79-7:00)	35-10

	BRH	MVM
First Downs	24	18
Rushes	38-166	22-105
Passes	20-16-228	30-18-174
Sacked	0-0	2-11
Fumble	1	0
Penalties	4-25	6-55
Turnovers	2	1
Missed Tackles	2	9
Blitzes	3	11
Time	31:42	28:18
Third Down	8-12	1-8
Fourth Down	0-0	1-2
Red Att/Td/Fg	4/3/0	3/1/1
Net Offense	394	268

PATRIOTS



33

PASSING: Blake Bortles, 17 of 28, 293 yds, 2 TDs, 1 INT
RUSHING: Duke Johnson Jr, 11C, 104yds, (9.5), 0 TD
RECEIVING: Dez Bryant, 4 for 96yds, 70LG, 1 TD
DEFENCE: Demarcus Lawrence, 2 T, 1 SK, 4 HUR, 1 FF
KICKING: Ryan Succop. 3 of 3 XPA. 4 of 4 FGA. 15 Pts

CADILLAC



0

PASSING: Paxton Lynch, 14 of 34, 120 yds, 0 TDs, 2 INTs
RUSHING: Marshawn Lynch, 8C, 51 yds, (6.4), 0 TD
RECEIVING: Percy Harvin, 5 for 48yds, 20LG, 0 TD
DEFENCE: Daryl Smith, 13 T, 1 STF
KICKING: Stephen Gostkowski. 0 of 3 FGA. 0 Pts

11-03-2016 Kelly-Burke Field Temp: 60 Wind: 0-10 None MVP: **Lamar Miller**

	1	2	3	4	Tot
2015 Charleswood (2-2)	6	14	10	3	33
2016 Erieau (0-4)	0	0	0	0	0

Scoring Summary

1 13:18 Charleswood	FG Succop 20 (4-8-1:30)	3-0
1 1:53 Charleswood	FG Succop 31 (12-80-7:31)	6-0
2 12:27 Charleswood	TD Bortles 59 pass to Miller (Succop) (2-69-0:58)	13-0
2 8:11 Charleswood	TD Bortles 70 pass to Bryant (Succop) (5-91-2:28)	20-0
3 10:55 Charleswood	TD Miller 2 run (Succop) (8-87-4:00)	27-0
3 5:37 Charleswood	FG Succop 47 (9-39-4:04)	30-0
4 12:41 Charleswood	FG Succop 45 (8-30-3:45)	33-0

	CHP	ERI
First Downs	23	11
Rushes	38-256	14-81
Passes	28-17-293	34-14-120
Sacked	0-0	1-8
Fumble	2	1
Penalties	6-57	3-14
Turnovers	1	3
Missed Tackles	1	13
Blitzes	23	16
Time	35:59	24:01
Third Down	6-11	4-13
Fourth Down	0-0	0-0
Red Att/Td/Fg	4/1/2	2/0/0
Net Offense	549	193

TRIUMPH



34

PASSING: Carson Palmer, 11 of 17, 169 yds, 3 TDs, 1 INT
RUSHING: Shane Vereen, 5C, 65 yds, (13.0), 0 TD
RECEIVING: Antonio Brown, 5 for 85 yds, 34LG, 1 TD
DEFENCE: Ziggy Ansah 11 T, 2 SK, 1 STF, 2 FF
KICKING: Robert Aguayo. 4 of 5 XPA. 4 Pts

VIOLATORS



17

PASSING: Derek Carr, 20 of 31, 246 yds, 1 TD, 1 INT
RUSHING: Ezekiel Elliott, 26C, 100yds, (3.8), 0 TD
RECEIVING: Amari Cooper, 7 for 110yds, 33LG, 1 TD
DEFENCE: Trumaine Johnson, 5 T, 1 INT (37 yds)
KICKING: Nick Folk. 2 of 2 XPA. 1 of 3 FGA. 5 Pts

11-03-2016 **TERRORDOME** Temp: 77 Wind: Calm None MVP: **Antonio Brown**

	1	2	3	4	Tot
2015 Twin Cities (4-0)	7	6	21	0	34
2015 Virden (1-3)	0	10	0	7	17

Scoring Summary

1 7:19 Twin Cities	TD Palmer 25 pass to Vereen (Aguayo) (13-80-7:41)	7-0
2 13:19 Virden	FG Folk 41 (18-57-8:54)	7-3
2 8:32 Twin Cities	TD Palmer 5 pass to Vereen (no good) (6-64-3:14)	13-3
2 1:57 Virden	TD Carr 33 pass to Cooper (Folk) (10-80-6:35)	13-10
3 13:01 Twin Cities	TD Brown 86 punt return (Aguayo)	20-10
3 6:14 Twin Cities	TD Martin 4 run (Aguayo) (7-92-3:19)	27-10
3 3:05 Twin Cities	TD Palmer 12 pass to Brown (Aguayo) (3-23-0:54)	34-10
4 11:56 Virden	TD McCluster 7 run (Folk) (12-80-6:09)	34-17

	TCT	VV
First Downs	18	27
Rushes	23-146	38-154
Passes	17-11-169	31-20-246
Sacked	1-10	5-39
Fumble	2	3
Penalties	4-45	6-39
Turnovers	1	2
Missed Tackles	5	13
Blitzes	12	23
Time	20:32	39:28
Third Down	3-7	7-14
Fourth Down	0-0	1-1
Red Att/Td/Fg	3/3/0	4/1/0
Net Offense	305	361

CONVICTS



23

PASSING: Cam Newton, 25 of 36, 246 yds, 2 TDs, 0 INT
RUSHING: Adrian Peterson, 16C, 79 yds, (4.9), 0 TD
RECEIVING: AJ Green, 10 for 115yds, 19LG, 2 TDs
DEFENCE: Robert Mathis, 2 T, 2 SK, 1 HUR
KICKING: Dan Bailey. 2 of 2 XPA. 3 of 3 FGA. 11 Pts

CHARGERS



20

PASSING: Carson Wentz, 24 of 32, 363yds, 2 TDs, 0 INT
RUSHING: Darren Sproles, 4C, 13 yds, (3.3), 1 TD
RECEIVING: Terrance Williams, 9 for 172yds, 42LG, 1 TD
DEFENCE: Malcolm Smith, 8 T, 1 SK, 2 PD, 1 STF, 1 FF
KICKING: Steven Hauschka. 2 of 3 XPA. 0 of 2 FGA. 2 Pts

11-03-2016 St.Charles Stadium Temp: 72 Wind: MVP: **AJ Green**

	1	2	3	4	Tot
2015 Chino (1-3)	3	3	3	14	23
2016 St. Charles (2-2)	7	0	0	13	20

Scoring Summary

1 4:38 Chino FG Bailey 38 (8-44-3:15) 3-0
1 1:33 St. Charles TD Wentz 16 pass to Williams (Hauschka) (8-79-2:57) 3-7
2 0:00 Chino FG Bailey 30 (13-62-5:47) 6-7
3 8:29 Chino FG Bailey 30 (14-68-6:26) 9-7
4 14:08 Chino TD Newton 19 pass to Green (Bailey,D) (8-70-4:03) 16-7
4 10:08 St. Charles TD Sproles 4 run (no good) (9-77-3:54) 16-13
4 2:41 Chino TD Newton 8 pass to Green (Bailey,D) (13-80-7:27) 23-13
4 1:02 St. Charles TD Wentz 7 pass to Graham (Hauschka) (6-80-1:39) 23-20

	CHI	STC
First Downs	22	22
Rushes	29-127	7-20
Passes	36-25-246	32-24-363
Sacked	1-4	5-28
Fumble	2	1
Penalties	9-72	3-39
Turnovers	1	0
Missed Tackles	2	6
Blitzes	30	24
Time	35:21	24:39
Third Down	8-15	3-7
Fourth Down	0-0	0-0
Red Att/Td/Fg	5/2/3	6/3/0
Net Offense	369	355

KNIGHTS



28

PASSING: Teddy Bridgewater, 18 of 28, 250 yds, 4 TDs, 0 INT
RUSHING: Frank Gore, 27C, 70 yds, (2.6), 0 TD
RECEIVING: Gary Barnidge, 6 for 73yds, 27LG, 0 TD
DEFENCE: Chris Baker, 6 T, 2 SK, 2 STF, 1 HUR
KICKING: Grea Zuerlein. 4 of 4 XPA. 4 Pts

CANNIBALS



10

PASSING: Cardale Jones, 6 of 19, 93 yds, 0 TDs, 1 INT
RUSHING: Jeremy Langford, 15C, 92yds, (6.1), 0 TD
RECEIVING: Emmanuel Sanders, 3 for 56yds, 19LG, 0 TD
DEFENCE: Emmanuel Ogbah, 8 T, 2 SK, 4 HUR
KICKING: Chandler Cantanzaro, 1 of 1 XPA, 1 of 1 FG, 4 Pts

11-03-2016 The Killing Field Temp: -4 Wind: None MVP: **Teddy Bridgewater**

	1	2	3	4	Tot
2015 Los Angeles (4-0)	0	21	0	7	28
2015 Carthage (1-3)	0	3	0	7	10

Scoring Summary

2 14:40 Los Angeles TD Bridgewater 3 pass to Gore (Zuerlein) (1-3-0:10) 7-0
2 12:32 Carthage FG Catanzaro 43 (6-41-1:58) 7-3
2 9:45 Los Angeles TD Bridgewater 64 pass to Matthews (Zuerlein) (4-80-2:42) 14-3
2 0:00 Los Angeles TD Bridgewater 28 pass to Cooks (Zuerlein) (6-30-1:57) 21-3
4 13:06 Carthage TD Hackenberg 32 pass to Kelce (Catanzaro) (7-99-2:54) 21-10
4 4:43 Los Angeles TD Bridgewater 14 pass to Gore (Zuerlein) (6-53-3:18) 28-10

	LAK	CAR
First Downs	18	16
Rushes	30-96	16-90
Passes	28-18-247	29-10-155
Sacked	5-33	6-42
Fumble	1	1
Penalties	9-86	7-40
Turnovers	0	4
Missed Tackles	3	11
Blitzes	15	25
Time	35:31	24:29
Third Down	9-17	3-13
Fourth Down	0-0	0-2
Red Att/Td/Fg	3/3/0	5/0/1
Net Offense	310	203

HELLFIRE



34

PASSING: Ryan Fitzpatrick, 12 of 27, 134 yds, 2 TDs, 1 INT
RUSHING: Ronnie Hillman, 16C, 75yds, (4.7), 0 TD
RECEIVING: Robert Woods, 4 for 52yds, 22LG, 1 TD
DEFENCE: Aaron Donald, 3 T, 2 SK, 3HUR
KICKING: Sebastian Janikowski. 4 of 4 XPA. 4 Pts

CUBS



22

PASSING: Russell Wilson, 17 of 30, 211 yds, 2 TDs, 2 INTs
RUSHING: Tavon Austin, 5C, 38 yds, (7.6), 0 TD
RECEIVING: Rueben Randle, 5 for 128yds, 53LG, 2 TDs
DEFENCE: Fletcher Cox, 8 T, 1 SK, 1 PD, 2 STF
KICKING: Jason Myers. 1 of 2 XPA. 1 of 2 FGA. 4 Pts

11-05-2016 Joe Ferguson Stadium Temp: 68 Wind: 0-5 None MVP: **Cordarell Patterson**

	1	2	3	4	Tot
2015 Mohave (2-2)	7	7	6	14	34
2015 Iowa City (3-1)	9	0	6	7	22

Scoring Summary

1 14:04 Mohave TD Ward 27 interception return (Janikowski) 7-0
1 7:43 Iowa City FG Myers 20 (4-8-2:11) 7-3
1 0:24 Iowa City TD Hill 1 run (no good) (10-57-6:13) 7-9
2 0:19 Mohave TD Wright 67 yd fumble recovery (Janikowski) 14-9
3 9:48 Iowa City TD Wilson 53 pass to Randle (2 - failed) (6-75-3:59) 14-15
3 2:34 Mohave TD Coleman 10 run (2 - failed) (10-72-4:12) 20-15
4 10:48 Mohave TD Fitzpatrick 22 pass to Woods (Janikowski) (9-80-4:50) 27-15
4 6:39 Iowa City TD Wilson 12 pass to Randle (Myers,J) (6-65-4:04) 27-22
4 4:13 Mohave TD Fitzpatrick 34 pass to Robinson (Janikowski) (4-64-2:2) 34-22

	MOH	ICC
First Downs	18	16
Rushes	32-188	27-127
Passes	27-12-134	30-17-211
Sacked	3-26	3-16
Fumble	3	1
Penalties	8-66	4-37
Turnovers	1	3
Missed Tackles	3	4
Blitzes	23	16
Time	28:30	31:30
Third Down	6-14	1-10
Fourth Down	0-0	1-1
Red Att/Td/Fg	1/1/0	4/2/1
Net Offense	296	322

BLUE EAGLES**10**

PASSING: Aaron Rodgers, 13 of 25, 111 yds, 0 TD, 1 INT
RUSHING: Jordan Howard, 18C, 52 yds, (2.9), 0 TD
RECEIVING: Jamison Crowder, 4 for 53yds, 32LG, 0 TD
DEFENCE: Jaye Howard, 14 T, 4 STF
KICKING: Dan Caroneter. 1 of 1 XPA. 1 of 1 FG. 4 Pts

MUSTANGS**27**

PASSING: Matt Ryan 10 of 22, 158 yds, 1 TD, 2 INTs
RUSHING: Kenyan Drake, 13C, 110yds, (8.5), 1 TD
RECEIVING: Corey Coleman, 5 for 96 yds, 46LG, 1 TD
DEFENCE: Karlos Dansby, 6 T, 1 PD, 2 STF
KICKING: Mason Crosby, 3 of 3 XPA, 2 of 2 FGA, 9 Pts

11-05-2016 Candlestick Park Temp: 54 Wind: 10-20 None MVP: **Kenyan Drake**

	1	2	3	4	Tot
2015 Scarborough (2-2)	0	3	7	0	10
2015 Aurora (2-2)	14	0	3	10	27

Scoring Summary

1 9:03 Aurora	TD Jennings 4 run (Crosby) (11-69-5:49)	0-7
1 0:08 Aurora	TD Drake 19 run (Crosby) (10-68-5:12)	0-14
2 7:15 Scarborough	FG Carpenter 29 (8-33-3:56)	3-14
3 9:36 Scarborough	TD Sims 1 run (Carpenter) (2-8-0:13)	10-14
3 3:34 Aurora	FG Crosby 22 (11-76-5:59)	10-17
4 9:36 Aurora	TD Ryan 16 pass to Coleman (Crosby) (6-93-3:14)	10-24
4 5:30 Aurora	FG Crosby 41 (4-4-1:59)	10-27

	SBE	AUR
First Downs	13	23
Rushes	29-118	47-244
Passes	25-13-111	22-10-158
Sacked	2-7	2-19
Fumble	2	1
Penalties	7-41	4-32
Turnovers	2	2
Missed Tackles	13	9
Blitzes	24	28
Time	26:01	33:59
Third Down	2-13	4-13
Fourth Down	1-2	0-0
Red Att/Td/Fg	2/1/1	4/3/1
Net Offense	222	383

EXCALIBURS**26**

PASSING: Tom Brady, 24 of 40, 255 yds, 2 TDs, 1 INT
RUSHING: Giovanni Bernard, 17C, 44yds, (2.6), 0 TD
RECEIVING: Delanie Walker, 9 for 80yds, 17LG, 1 TD
DEFENCE: Von Miller, 5 T, 3 SK, 1 PD, 1 HUR, 1 FF
KICKING: Blair Walsh 2 of 3 XPA. 0 of 1 FGA. 2 Pts

WRECKING BALL**21**

PASSING: Nick Foles, 24 of 29, 346 yds, 2 TDs, 2 INTs
RUSHING: Chris Johnson, 15C, 69yds, (4.6), 0 TD
RECEIVING: Jericho Cotchery, 7 for 124yds, 63LG, 1 TD
DEFENCE: Kendall Langford, 6 T, 2 STF, 1 HUR
KICKING: Chris Boswell, 3 of 3 XPA, 3 Pts

11-05-2016 Stone Poney Shore Temp: 59 Wind: 0-5 None MVP: **Tom Brady**

	1	2	3	4	Tot
2015 York (2-2)	0	6	20	0	26
2016 New Jersey (0-4)	7	7	0	7	21

Scoring Summary

1 5:02 New Jersey	TD Foles 56 pass to Fuller (Boswell) (5-68-2:58)	0-7
2 6:10 New Jersey	TD Crowell 1 run (Boswell) (17-80-9:40)	0-14
2 0:52 York	TD Henry 4 run (no good) (15-80-5:18)	6-14
3 10:39 York	TD Henry 3 run (2 - failed) (9-79-4:15)	12-14
3 9:01 York	TD Brady 20 pass to Jones (Walsh,B) (2-20-0:50)	19-14
3 0:25 York	TD Brady 2 pass to Walker (Walsh,B) (13-67-6:54)	26-14
4 5:24 New Jersey	TD Foles 63 pass to Cotchery (Boswell) (3-73-1:22)	26-21

	YOR	NJ
First Downs	22	22
Rushes	28-110	24-91
Passes	40-24-255	32-26-364
Sacked	1-9	5-43
Fumble	0	3
Penalties	3-28	7-55
Turnovers	1	4
Missed Tackles	4	5
Blitzes	27	15
Time	32:04	27:56
Third Down	9-16	6-10
Fourth Down	1-1	0-1
Red Att/Td/Fg	4/4/0	1/1/0
Net Offense	356	412

SPARTANS**14**

PASSING: Philip Rivers, 16 of 31, 212 yds, 1 TD, 0 INT
RUSHING: Devonta Freeman, 17C, 83yds, (4.9), 0 TD
RECEIVING: Sterling Shepard, 4 for 85yds, 45LG, 1 TD
DEFENCE: DeForest Buckner, 4 T, 1 SK, 1 HUR
KICKING: Travis Coons. 2 of 2 XPA. 2 Pts

NORTH STARS**24**

PASSING: Tyrod Taylor, 21 of 30, 235 yds, 2 TDs, 1 INT
RUSHING: Christine Michael, 13C, 53yds, (4.1), 0 TD
RECEIVING: Brandon Marshall, 5 for 84yds, 37LG, 0 TD
DEFENCE: Leon Hall, 5 T, 3 PD
KICKING: Josh Brown, 3 of 3 XPA. 1 of 1 FG. 6 Pts

11-03-2016 The Dawg Pound Temp: 60 Wind: 0-5 None MVP: **Tyrod Taylor**

	1	2	3	4	Tot
2015 Pickering (1-3)	0	0	7	7	14
2015 Markham (3-1)	7	14	0	3	24

Scoring Summary

1 7:11 Markham	TD Taylor 3 pass to Reed (Brown,J) (10-74-5:18)	0-7
2 14:17 Markham	TD Taylor 1 run (Brown,J) (9-67-6:08)	0-14
2 6:34 Markham	TD Taylor 4 pass to Reed (Brown,J) (10-87-5:54)	0-21
3 11:52 Pickering	TD Rivers 45 pass to Shepard (Coons) (6-80-3:08)	7-21
4 5:14 Pickering	TD Robinson 3 run (Coons) (15-94-6:44)	14-21
4 1:10 Markham	FG Brown 49 (10-49-3:52)	14-24

	PIC	MAR
First Downs	15	23
Rushes	23-96	34-176
Passes	31-16-212	30-21-235
Sacked	2-13	1-13
Fumble	0	1
Penalties	6-59	4-46
Turnovers	0	1
Missed Tackles	9	3
Blitzes	24	15
Time	24:32	35:28
Third Down	3-12	8-14
Fourth Down	2-3	1-1
Red Att/Td/Fg	1/1/0	4/3/0
Net Offense	295	398

GLADIATORS**28**

PASSING: Ben Roethlisberger, 21 of 50, 394yds, 3 TDs, 2 INT
RUSHING: LeSean McCoy, 12C, 24yds, (2.0), 1 TD
RECEIVING: Jeremy Maclin, 9 for 120yds, 23LG, 1 TD
DEFENCE: Mychal Kendricks, 5 T, 2 STF
KICKING: Cairo Santos. 4 of 4 XPA. 0 of 1 FGA. 4 Pts

SWORDFISH**38**

PASSING: Jameis Winston, 25 of 42, 380 yds, 3 TDs, 0 INT
RUSHING: CJ Anderson, 13C, 116yds, (8.9), 1 TD
RECEIVING: Doug Baldwin, 6 for 174yds, 37LG, 1 TD
DEFENCE: Denzel Perryman, 7 T, 1 PD, 2 STF, 1 FF
KICKING: Adam Vinatieri. 5 of 5 XPA. 1 of 1 FGA. 8 Pts

11-03-2016 The Fish Tank Temp: 0 Wind: None MVP: **Jameis Winston**

	1	2	3	4	Tot
2015 Gwinnett (3-1)	0	14	7	7	28
2015 Sebastian (3-1)	7	14	14	3	38

1 5:03 Sebastian	TD Winston 91 pass to Baldwin (Vinatieri) (3-91-0:34)	0-7
2 14:50 Gwinnett	TD Roethlisberger 2 pass to Daniels (Santos) (9-55-2:59)	7-7
2 12:13 Sebastian	TD Anderson 28 run (Vinatieri) (6-68-2:31)	7-14
2 10:13 Sebastian	TD Winston 17 pass to Baldwin (Vinatieri) (3-53-0:54)	7-21
2 0:35 Gwinnett	TD McCoy 7 run (Santos) (7-69-1:43)	14-21
3 5:35 Sebastian	TD Winston 7 run (Vinatieri) (10-60-4:16)	14-28
3 4:05 Gwinnett	TD Roethlisberger 23 pass to Maclin (Santos) (5-67-1:24)	21-28
3 1:34 Sebastian	TD Winston 14 pass to Amendola (Vinatieri) (5-80-2:26)	21-35
4 3:31 Gwinnett	TD Roethlisberger 35 pass to Moore (Santos) (7-70-1:35)	28-35
4 1:19 Sebastian	FG Vinatieri 39 (8-59-2:07)	28-38

	GWG	SS
First Downs	25	24
Rushes	17-50	23-165
Passes	50-31-394	42-25-380
Sacked	5-49	0-0
Fumble	3	0
Penalties	6-47	13-125
Turnovers	2	0
Missed Tackles	9	1
Blitzes	2	0
Time	32:59	27:01
Third Down	5-15	3-11
Fourth Down	1-1	1-2
Red Att/Td/Fg	7/2/0	5/3/0
Net Offense	395	545

WOLVERINES**23**

PASSING: Ryan Tannehill, 17 of 33, 243 yds, 1 TD, 0 INT
RUSHING: DeMarco Murray, 12C, 28yds, (2.3), 0 TD
RECEIVING: Leonard Hankerson, 4 for 78yds, 32LG, 0 TD
DEFENCE: Danny Trevathan, 11 T, 2 PD, 1 INT (24 yds)
KICKING: Mike Nugent. 2 of 2 XPA. 3 of 3 FGA. 11 Pts

CORN KINGS**20**

PASSING: Joe Flacco, 29 of 45, 331 yds, 2 TDs, 1 INT
RUSHING: Todd Gurley, 19C, 101yds, (5.3), 0 TD
RECEIVING: Larry Fitzgerald, 11 for 149yds, 31LG, 2 TDs
DEFENCE: Ryan Kerrigan, 9 T, 2 SK, 1 PD, 1 STF, 1 HUR
KICKING: Nick Novak, 2 of 2 XPA, 2 of 4 FGA, 8 Pts

11-05-2016 Tillman Field Temp: 56 Wind: 10-20 Heavy Rain MVP: **Dwayne Harris**

	1	2	3	4	OT	Tot
2016 Toronto (2-2)	0	10	7	3	3	23
2015 Cowtown (2-2)	10	7	3	0	0	20

1 5:12 Cowtown	TD Flacco 11 pass to Fitzgerald (Novak) (14-90-8:04)	0-7
1 1:43 Cowtown	FG Novak 33 (8-47-2:22)	0-10
2 13:58 Toronto	TD Starks 6 run (Nugent) (5-74-2:39)	7-10
2 5:42 Toronto	FG Nugent 29 (9-67-4:38)	10-10
2 1:17 Cowtown	TD Flacco 31 pass to Fitzgerald (Novak) (8-75-4:18)	10-17
3 7:20 Cowtown	FG Novak 28 (14-81-5:26)	10-20
3 1:59 Toronto	TD Tannehill 23 pass to White (Nugent) (9-68-5:16)	17-20
4 1:26 Toronto	FG Nugent 54 (4-5-1:10)	20-20
5 10:29 Toronto	FG Nugent 40 (5-30-2:14)	23-20

	TOR	COW
First Downs	14	29
Rushes	20-40	25-124
Passes	33-17-243	45-29-331
Sacked	4-31	3-31
Fumble	1	2
Penalties	10-112	3-30
Turnovers	0	1
Missed Tackles	7	1
Blitzes	9	28
Challenges	0-1	0-0
Time	28:00	36:31
Third Down	1-12	7-15
Fourth Down	2-2	0-0
Red Att/Td/Fg	2/1/1	3/1/1
Net Offense	252	424

T-LIZARDS**24**

PASSING: Drew Brees, 22 of 41, 256 yds, 1 TD, 2 INTs
RUSHING: Darren McFadden, 9C, 43yds, (4.8), 0 TD
RECEIVING: TY Hilton, 3 for 81yds, 47LG, 1 TD
DEFENCE: Devin McCourty, 7 T, 4 PD
KICKING: Phil Dawson. 3 of 3 XPA. 1 of 1 FGA. 6 Pts

REGULATORS**28**

PASSING: Kirk Cousins, 31 of 51, 308 yds, 3 TDs, 0 INT
RUSHING: Ameer Abdullah, 15C, 89yds, (5.9), 0 TD
RECEIVING: Ted Ginn Jr, 8 for 78yds, 12LG, 1 TD
DEFENCE: Sterling Moore, 2 T, 2 PD, 1 INT (17 yds)
KICKING: Justin Tucker. 2 of 2 XPA. 2 of 3 FGA. 8 Pts

11-03-2016 Carolina Slammer Temp: 81 Wind: 0-10 Light Rain MVP: **Kirk Cousins**

	1	2	3	4	Tot
2015 Durham (1-3)	0	14	7	3	24
2015 South Carolina (3-1)	3	17	0	8	28

Scoring Summary

1 6:20 South Carolina	FG Tucker 22 (12-47-6:24)	0-3
2 14:13 South Carolina	TD Cousins 2 pass to Funchess (Tucker,J) (10-73-4:20)	0-10
2 7:06 South Carolina	TD Cousins 12 pass to Ginn Jr. (Tucker,J) (7-49-3:13)	0-17
2 3:25 South Carolina	FG Tucker 38 (9-48-2:21)	0-20
2 3:18 Durham	TD Cunningham 97 kick return (Dawson,P)	7-20
2 0:29 Durham	TD Sherman 93 yd fumble recovery (Dawson,P)	14-20
3 10:58 Durham	TD Brees 47 pass to Hilton (Dawson,P) (6-76-3:55)	21-20
4 8:09 Durham	FG Dawson 19 (11-53-5:09)	24-20
4 2:39 South Carolina	TD Cousins 14 pass to Pavton (2 - Pavton) (13-77-5:22)	24-28

	DTL	SC
First Downs	18	28
Rushes	18-58	23-113
Passes	41-22-256	51-31-308
Sacked	0-0	1-6
Fumble	0	1
Penalties	9-85	6-37
Turnovers	2	1
Missed Tackles	6	3
Blitzes	9	15
Time	26:20	33:40
Third Down	8-15	8-14
Fourth Down	1-1	0-0
Red Att/Td/Fg	1/0/1	6/3/2
Net Offense	314	415

WEEK FOUR

STANDINGS

PACIFIC CONFERENCE												
East	W	L	T	Pct	Pts	Ave	Opp	Ave	Diff	Home	Div	Conf
Brooklin	3	1	0	0.75	153	38.3	110	27.5	10.8	1 1 0	1 1 0	3 1 0
Mohave	2	2	0	0.5	104	26	96	24	2	0 1 0	1 1 0	2 2 0
St. Charles	2	2	0	0.5	80	20	88	22	-2	2 1 0	2 0 0	2 2 0
Carthage	1	3	0	0.25	88	22	116	29	-7	0 2 0	0 2 0	1 3 0
Central	W	L	T	Pct	Pts	Ave	Opp	Ave	Diff	Home	Div	Conf
Twin Cities	4	0	0	1	138	34.5	72	18	16.5	2 0 0	2 0 0	4 0 0
Charleswood	2	2	0	0.5	86	21.5	56	14	7.5	0 2 0	1 1 0	2 2 0
Virden	1	3	0	0.25	83	20.8	110	27.5	-6.8	1 1 0	1 1 0	1 3 0
Erieau	0	4	0	0	30	7.5	134	33.5	-26	0 2 0	0 2 0	0 4 0
West	W	L	T	Pct	Pts	Ave	Opp	Ave	Diff	Home	Div	Conf
Los Angeles	4	0	0	1	128	32	23	5.8	26.3	2 0 0	2 0 0	4 0 0
Iowa City	3	1	0	0.75	95	23.8	76	19	4.8	1 1 0	2 0 0	3 1 0
Chino	1	3	0	0.25	60	15	110	27.5	-12.5	0 2 0	0 2 0	1 3 0
Mission Viejo	1	3	0	0.25	60	15	114	28.5	-13.5	1 1 0	0 2 0	1 3 0
ATLANTIC CONFERENCE												
North	W	L	T	Pct	Pts	Ave	Opp	Ave	Diff	Home	Div	Conf
Sebastian	3	1	0	0.75	123	30.8	81	20.3	10.5	2 1 0	1 1 0	3 1 0
Cowtown	2	2	0	0.5	70	17.5	89	22.3	-4.8	1 1 0	1 1 0	2 2 0
Scarborough	2	2	0	0.5	52	13	92	23	-10	1 0 0	1 1 0	2 2 0
Durham	1	3	0	0.25	83	20.8	82	20.5	0.3	1 1 0	1 1 0	1 3 0
Atlantic	W	L	T	Pct	Pts	Ave	Opp	Ave	Diff	Home	Div	Conf
Markham	3	1	0	0.75	107	26.8	51	12.8	14	2 0 0	2 0 0	3 1 0
York	2	2	0	0.5	92	23	74	18.5	4.5	1 1 0	1 1 0	2 2 0
Pickering	1	3	0	0.25	64	16	106	26.5	-10.5	0 2 0	1 1 0	1 3 0
New Jersey	0	4	0	0	48	12	105	26.3	-14.3	0 2 0	0 2 0	0 4 0
South	W	L	T	Pct	Pts	Ave	Opp	Ave	Diff	Home	Div	Conf
Gwinnett	3	1	0	0.75	131	32.8	80	20	12.8	2 0 0	2 0 0	3 1 0
South Carolina	3	1	0	0.75	83	20.8	86	21.5	-0.8	2 0 0	1 1 0	3 1 0
Aurora	2	2	0	0.5	83	20.8	77	19.3	1.5	2 0 0	1 1 0	2 2 0
Toronto	2	2	0	0.5	85	21.3	98	24.5	-3.3	1 1 0	0 2 0	2 2 0

PASSING

Rk	Player	Team	Att	Cmp	C%	Yards	In	I%	Lg	TD	TD%	Rate
1	Bridgewater	LAK	124	89	71.8	1039	0	0	64	12	9.7	129.1
2	Smith,A	BRH	119	77	64.7	1131	4	3.4	73	13	10.9	118
3	Palmer,C	TCT	121	74	61.2	1033	3	2.5	46	13	10.7	114.1
4	Taylor,T	MAR	125	81	64.8	884	1	0.8	37	10	8	108.9
5	Wilson,R	ICC	108	64	59.3	906	2	1.9	73	6	5.6	97.2
6	Roethlisbe	GWG	106	68	64.2	874	4	3.8	65	6	5.7	93
7	Brady,T	YOR	134	72	53.7	1011	2	1.5	73	7	5.2	89.5
8	Manning,E	MVM	134	85	63.4	876	3	2.2	80	6	4.5	87.8
9	Rivers,P	PIC	109	63	57.8	771	2	1.8	50	5	4.6	87.4
10	Cousins,K	SC	166	107	64.5	1059	5	3	55	8	4.8	85.9
11	Bortles	CHP	135	78	57.8	947	4	3	70	7	5.2	84.4
12	Fitzpatrick	MOH	129	69	53.5	836	3	2.3	55	7	5.4	82.1
13	Flacco	COW	121	76	62.8	771	4	3.3	47	5	4.1	81
14	Tannehill	TOR	104	58	55.8	843	2	1.9	66	2	1.9	80.7
15	Carr,D	VV	146	85	58.2	956	4	2.7	42	6	4.1	80.2
16	Dalton	SS	87	50	57.5	683	3	3.4	55	3	3.4	79.8
17	Goff	NJ	82	47	57.3	552	2	2.4	48	1	1.2	71.8
18	Brees	DTL	101	53	52.5	593	4	4	47	5	5	70.3
19	Newton,C	CHI	132	71	53.8	655	4	3	42	3	2.3	62.5
20	Rodgers,A	SBE	121	61	50.4	640	3	2.5	71	2	1.7	61.3
21	Ryan,M	AUR	133	72	54.1	821	8	6	52	5	3.8	60.4
22	Jones,C	CAR	57	25	43.9	281	1	1.8	29	1	1.8	57.7
23	Lynch,P	ERI	81	38	46.9	391	3	3.7	54	2	2.5	54.1
24	Bradford,S	GWG	25	17	68	234	0	0	78	3	12	137.3
25	Smith,G	DTL	20	13	65	211	0	0	45	2	10	133.5

Rk	Yards/Attempt	Team	Avg	Rk	Yards/Completion	Team	Avg	Yards/Completion	Team	No.	
1	Smith,A	BRH	9.5	1	Smith,A	BRH	14.71	Carr,D	VV	14	
2	Wentz	STC	9.2	2	Tannehill	TOR	14.52	Flacco	COW	13	
3	Palmer,C	TCT	8.5	3	Mariota	CAR	14.33	Fitzpatric	MOH	12	
4	Wilson,R	ICC	8.4	4	Wilson,R	ICC	14.24	McCown,J	STC	12	
5	Bridgewater	LAK	8.4	5	Brady,T	YOR	14	5	Cousins,K	SC	11

Rk	Yards/Game	Team	No.	Rk	Pass Gains 25+	Team	No.	Rk	Bad Passes	Team	No.
1	Roethlisbe	GWG	291	1	Wilson,R	ICC	10	1	Carr,D	VV	18
2	Smith,A	BRH	283	2	Palmer,C	TCT	8	2	Newton,C	CHI	18
3	Cousins,K	SC	265	3	Brady,T	YOR	8	3	Cousins,K	SC	14
4	Bridgewater	LAK	260	4	Smith,A	BRH	8	4	Tannehill	TOR	11
5	Palmer,C	TCT	258	5	Tannehill	TOR	7	5	Wilson,R	ICC	11

RUSHING

Rk	Player	Team	Att	Yds	Ave	Lg	TD	Rk	Player	Team	No	Yds	Ave	Lg	TD
1	Elliott,E	VV	90	391	4.3	14	1	1	Brown,A	TCT	31	498	16.1	46	9
2	Peterson,A	CHI	73	388	5.3	46	1	2	Jones,J	MOH	30	378	12.6	38	4
3	Stewart,J	BRH	58	359	6.2	41	5	3	Fitzgerald	COW	28	291	10.4	31	4
4	Jennings,R	AUR	62	351	5.7	56	2	4	Matthews,J	LAK	26	302	11.6	64	6
5	LangfordJ	CAR	52	340	6.5	24	2	5	Maclin	GWG	26	405	15.6	78	4
6	Miller,L	CHP	69	329	4.8	28	2	6	Reed,J	MAR	26	252	9.7	16	3
7	Freeman,D	PIC	73	327	4.5	27	1	7	Landry,J	GWG	25	373	14.9	65	2
8	Hillman	MOH	50	314	6.3	62	1	8	Gates	NJ	24	209	8.7	20	1
9	Martin,D	TCT	58	313	5.4	21	5	9	Bryant,M	VV	23	295	12.8	23	1
10	McCoy,L	GWG	66	313	4.7	25	5	10	Woodhead	CHI	23	210	9.1	42	0
11	Gurley	COW	60	310	5.2	19	0	11	Gronkowski	BRH	23	403	17.5	59	7
12	Ivory	MVM	47	298	6.3	39	0	12	Decker	DTL	22	253	11.5	26	3
13	Bernard	YOR	58	273	4.7	33	2	13	Green,A	CHI	22	237	10.8	19	2
14	McFadden,D	DTL	44	267	6.1	24	1	14	Cooper,A	VV	21	323	15.4	34	3
15	Sims,C	SBE	49	257	5.2	47	1	15	Barnidge	LAK	21	252	12	43	1
16	Johnson,C	NJ	75	257	3.4	10	1	16	Baldwin,D	SS	21	456	21.7	91	4
17	Anderson,C	SS	33	224	6.8	28	4	17	Hurns	MVM	20	268	13.4	26	2
18	Murray,D	TOR	60	223	3.7	23	0	18	Coleman,C	AUR	19	236	12.4	46	2
19	Johnson Jr	CHP	35	219	6.3	49	1	19	Sanders,E	CAR	19	231	12.2	22	0
20	Hyde,C	DTL	39	214	5.5	29	0	20	Amendola	SS	19	225	11.8	37	1
21	Howard,J	SBE	42	193	4.6	54	0	21	Ginn Jr.	SC	19	233	12.3	38	2
22	Abdullah,A	SC	42	187	4.5	19	0	22	Cooks	LAK	19	309	16.3	64	1
23	Gore	LAK	66	180	2.7	14	1	23	Hopkins,D	BRH	18	349	19.4	73	1
24	Wilson,R	ICC	26	175	6.7	30	1	24	Watson,B	SS	18	213	11.8	55	1
25	Blount	COW	35	173	4.9	46	1	25	Ertz	YOR	17	169	9.9	35	0

RECEIVING

RETURNS

Rk	Player	Team	No	Yds	Ave	Lg	TD	Rk	Player	Team	No	Fc	Yds	Ave	Lg	TD
1	Cunningham	DTL	9	349	38.8	97	1	1	Greene	SC	5	0	128	25.6	77	1
2	Whalen	CHI	7	228	32.6	49	0	2	Brown,A	TCT	7	6	167	23.9	86	2
3	Abdullah,A	SC	7	224	32	46	0	3	Lockett	ICC	10	4	157	15.7	89	1
4	Harris,D	TOR	17	528	31.1	106	1	4	Amendola	SS	9	5	126	14	76	1
5	Patterson	MOH	15	461	30.7	46	0	5	Hammond Jr	CHP	9	0	86	9.6	15	0
6	Jones,C	CAR	11	305	27.7	34	0	6	Harris,D	TOR	10	2	93	9.3	61	1
7	Ross,R	COW	12	332	27.7	95	1	7	Thomas,D	YOR	4	0	36	9	15	0
8	Ross,J	CAR	5	136	27.2	53	0	8	Marshall,J	ERI	7	0	50	7.1	13	0
9	Drake	AUR	11	292	26.5	37	0	9	Ervin	MAR	13	3	89	6.8	13	0
10	Ellington	GWG	11	269	24.5	41	0	10	Ginn Jr.	SC	5	3	32	6.4	9	0
11	Lockett	ICC	8	190	23.8	34	0	11	Crowder	SBE	11	2	70	6.4	26	0
12	Williams,D	PIC	11	252	22.9	35	0	12	Mumphery	BRH	8	2	50	6.3	11	0
13	Jones,T	SBE	12	273	22.8	37	0	13	Jones,C	CAR	7	2	40	5.7	16	0
14	Mumphery	BRH	11	248	22.5	37	0	14	Martin,K	CHI	10	1	57	5.7	12	0
15	Huff,J	MVM	14	309	22.1	41	0	15	Tate,G	PIC	8	4	45	5.6	14	0

DEFENCE

INTERCEPTIONS								SACKS				TACKLES			
Rk	Player	Team	No	Yds	Ave	Lg	TD	Rk	Player	Team	No.	Rk	Player	Team	Bo.
1	Green,T	MOH	3	18	6	18	0	1	Ogbah	CAR	7	1	Smith,D	ERI	43
2	Thomas,E	AUR	3	36	12	33	0	2	Mercilus	MOH	6	2	Posluszny	SS	39
3	Burfict	BRH	2	45	22.5	23	1	3	Miller,V	YOR	6	3	Smith,M	STC	37
4	Breaux	SS	2	22	11	22	0	4	Ansah	TCT	5	4	Harris Jr.	TCT	36
5	Talib	CHP	2	46	23	46	0	5	Casey,J	TCT	5	5	Worrilow	MOH	34
6	Johnson,T	VV	2	48	24	37	0	6	Dunlap,C	SS	5	6	Kuechly	SC	34
7	Gay,W	YOR	2	14	7	8	0	7	Matthews,C	BRH	4	7	Ansah	TCT	33
8	Coleman,K	YOR	2	31	15.5	27	0	8	McCoy,G	BRH	4	8	Trevathan	TOR	32
9	Woodson	LAK	2	0	0	0	0	9	Kerrigan	COW	4	9	Timmons	YOR	31
10	Amerson	LAK	2	53	26.5	45	1	10	Jones,C	SS	4	10	Johnson,D	MVM	30
11	Tartt	MOH	2	55	27.5	34	1	11	Baker,C	LAK	4	11	Acker	STC	29
12	Trevathan	TOR	2	55	27.5	31	1	12	Short	LAK	4	12	Smith,S	GWG	29
13	Quin	COW	1	15	15	15	0	13	Watt,J	AUR	4	13	Durant	STC	28
14	McLeod	COW	1	39	39	39	0	14	Avril	AUR	4	14	Wright,K	MOH	28
15	Hardy,G	COW	1	0	0	0	0	15	Woodyard	MAR	3	15	Ramsey	TOR	28
16	McCourty,D	DTL	1	4	4	4	0	16	Kruger	MAR	3	16	Wagner,B	TCT	28
17	Mathieu	DTL	1	0	0	0	0	17	Lawson,S	PIC	3	17	David	CHP	27
18	Sherman,R	DTL	1	0	0	0	0	18	Donald	MOH	3	18	Smith,J	GWG	27
19	Ryan,L	SBE	1	2	2	2	0	19	Barwin	ICC	3	19	Wilhoite	CAR	25
20	Hill III	SBE	1	4	4	4	0	20	Lawrence	CHP	3	20	Misi	COW	25

KICKING

Rk	Player	Team	FGA	FGM	FG%	40	50	Lg	Pts
1	Bailey,D	CHI	11	11	100	1	0	45	36
2	Janikowski	MOH	7	7	100	1	0	46	32
3	Santos	GWG	7	4	57.1	1	0	41	29
4	Vinatieri	SS	5	4	80	0	0	39	27
5	Folk	VV	9	6	66.7	1	0	41	27
6	Succop	CHP	7	6	85.7	2	0	47	26
7	Nugent	TOR	10	5	50	3	1	54	25
8	Crosby	AUR	7	5	71.4	1	0	41	23
9	Catanzaro	CAR	5	4	80	1	0	43	22
10	Carpenter	SBE	7	6	85.7	0	0	33	22
11	Hocker	BRH	2	2	100	0	0	34	21
12	Brown,J	MAR	4	3	75	3	2	54	21
13	Myers,J	ICC	7	5	71.4	1	0	43	21
14	Tucker,J	SC	6	4	66.7	1	1	53	21
15	Walsh,B	YOR	6	4	66.7	2	0	45	20
16	Zuerlein	LAK	1	1	100	0	0	30	20
17	Lambo	MVM	4	4	100	2	0	44	18
18	Dawson,P	DTL	4	2	50	0	0	24	17
19	Coons	PIC	4	3	75	0	0	38	16
20	Hauschka	STC	5	2	40	0	0	39	14



With
Arpin PLUnderFLUnder

FANTASY FREAKZ!

Week 5 Forecast

Week 4 Analysis

Rookie **Jameis Winston** (36FP) made his first career start a memorable one, adding a rushing TD to 3 passing and 380 yards to place him at the top of the fantasy pile in Week 4. Proceed with caution going forward as he faces Durham in Week 5. His numbers also got a boost from a sizzling **Doug Baldwin** (29FP) and his 29.0 average yards per catch.

If you happened to have **Terrance Williams** (23FP) activated you collected a substantial dividend this week. He played the role of Offence with 172 yards a TD in the Chargers' loss to Chino.

My smart play for Week 4, **Delanie Walker** (14FP) had a healthy game for a tight end with 80 yards and 1 TD but he finished well behind positional rivals **Rob Gronkowski** (21FP) and **Jordan Reed** (18FP).

Marshawn Lynch (5FP) appears to be finished. The Cadillac cannot block anyone and can't run anyway.

It may be worth keeping an eye on **Carson Wentz** (22FP). The rookie threw for 363 yards and 2 TDs in a losing cause vs Chino.



Who's Hot?

Doug Baldwin (SEB)

6-174, 2 TDs 29 FP

He continues to out-shine his higher profile flanker mate Odell Beckham Jr.

Teddy Bridgewater (LAK)

18 of 28, 247yds, 4 TDs 27 FP

Expectations of a sudden drop in production have not materialized. Why drop him?

Lamar Miller (CHP)

14-99/2-76, 2 TDs 29 FP

The 2015 Championship MVP had a breakout game against the Cadillac.



Who's Cold?

Aaron Rodgers (SBE)

13 of 25, 111 yds, 1 INT, 1 LF

His fantasy value is falling like a stone after 2 weeks in the fantasy freezer

David Johnson (MAR)

7 – 50

This potential fantasy stud is seeing little action so far in Markham's RBC system

Golden Tate (PIC)

4-28, 3 FP

Has yet to catch a pass for 20+ yards and is not getting targeted enough.

QUESTION OF THE WEEK

Is it time to dump Aaron Rodgers and search the waiver wire for someone like Joe Flacco? – Sean (Ajax)

It is really tempting to give up on Rodgers – he looks bad and you know he's not getting help from the Rex Ryan/Chris D game plan. But he is a past-proven commodity and at this stage I think you have to wait him out and hope for the law of averages to work its magic.

Week 5

SMART
PLAY



Todd Gurley, RB (COW). Many picked Gurley high expecting big numbers from this 1st round talent. He has yet to break out, but expect the Kings to run him into the ground this week.



AROUND THE



With Spats McChad

NEW YORK – When I sit down to write my column next week the USA will be five days into its new direction after an historic vote in which the masses, in their collective wisdom, will have determined which of the so-called “lesser of two evils” should be mandated to run our country. Personally, I prefer to choose between the greater of two goods, but apparently in 21st century America, ‘Good’ is a dwindling commodity in public life.

I have made my decision about who I will vote for in two days. I will not share this decision with you, dear readers. Whatever happens to the country after the election will involve evil regardless of who wins. How could it not, when two evils are involved? Therefore, I would like to be able to plausibly claim after the fact that I voted for the “other one” and am in no way morally responsible for unleashing the particular evil that will afflict our country as a result of voting for the one who won.

Now, I realize that this is a pretty pessimistic and cynical position – even for me. I also realize that I could be wrong – like that time I picked Virden to win the East Division (What was I thinking?) It is possible that through some stroke of serendipity the intended evil of the victor will actually bring about something good. But the stark reality is that we have a very poor choice to make on Election Day and it is our fault.

As an electorate, we have not taken our responsibilities seriously enough for many decades. Voter turnout has been declining and the clamor of grassroots debate on the issues that affect us all is barely at a murmur. The reason why the so-called Presidential Debates are indistinguishable from the Jerry Springer Show is because we no longer *think* about the real issues. We are, overall, a superficial electorate, basing our choices largely on irrelevant criteria. The two major parties (in truth the only parties) know this. The “dumbing-down” process started long ago and has now carried us to the bottom of the barrel. We have asked the Democrats and Republicans for these two candidates and now we have them. God Help America!

PIE-EYED

The Cowtown Corn Kings do not rank as one of the traditional EFL powerhouses, like a Charleswood, a Durham or a Chino – all original franchises with strong winning traditions. Nor are they related to the ‘*nouveau riche*’ line of first wave expansion champions such as Markham, Pickering and Aurora. In my view, the Corn Kings fall into the ‘second tier’ of EFL franchise nobility, along with Gwinnett and Iowa City – an original franchise with an overall winning record but spotty success in the post-season. (LA, with both a Championship and a winless season under its belt, is in its own category).

When this lesser, but still important, legendary team from the original group of 12 EFL franchises jogged on to the rain-soaked gridiron at Tillman Field in Week Four of the EFL’s historic 10th season to take on the expansion whelp Wolverines, it was a given that they would prevail in spite of the equalizing effect of the bad weather. That casual assumption made dealing with the disaster that followed that much more difficult to swallow for Corn Kings fans.

The game started according to the pre-written script with the Corn Kings scoring on their first two possessions to take a 10-0 lead while Toronto went three-and-out on its first two series, losing a total of 9 yards in the process. The game most likely would have continued this way if not for an out-of-the-blue big play by Wolverine running back **DeMarco Murray**, who turned a harmless and defensive little flat pass into a 42-yard gain. The Corn Kings were still absorbing the shock of that play four plays later when **James Starks** strolled untouched into the end zone from 6 yards out for a Toronto touchdown. From that point on the game was a dog fight, with neither team remembering the pre-game role assigned to them by the experts.

The Wolverines hurled themselves at the Corn Kings with abandon. While the disparity in talent remained, the effort of the underdog kept the gap between them close – so close that an early flub by Cowtown kicker **Nick Novak** on a field goal attempt from 32 yards would have a ripple effect later in the game. They had chances, but the Corn Kings could not quite put away the pesky expansion team from Toronto, largely due to the failure of the offensive line to fend off the Toronto pass rush and Joe Flacco occasionally zoning out in the pocket and missing targets. Meanwhile the Toronto offence was finding its way.

Trailing 20-10 in the 3rd quarter, **Ryan Tannehill** threw a dart to **Roddy White** on a well-executed 3rd & 1 play action for a 23-yard TD pass. The Wolverines were now within a score – too close for comfort. But the Cowtown faithful remained confident in eventual victory. The Wolverines were getting lucky, they thought, but the better team would win in the end.

What these poor souls did not figure into the equation was the ability of the Corn Kings to finish themselves off. With time running out but needing a couple of first downs to be able to run out the clock, the Corn Kings turned to the play action pass as the Wolverines sold out to stop the run. It was a successful strategy until **Joe Flacco** suddenly lost his cool. Under

pressure he panicked and threw downfield to **Derek Carrier**, a player who should never be too far downfield. The underthrown ball fell into the hands of Toronto linebacker **Danny Trevathan**, who returned the interception 24 yards to the Cowtown 41 yard line. That turnover set up a 54-yard field game-tying goal by Mike Nugent with 1:26 remaining.

No problem. Home town hero and winner of this year's pumpkin toss at the 'Cow County Pumpkin Festival' Flacco showed his elite side on the ensuing drive. With time running out he hit **Steve Smith Sr.** for a 19-yard slant to reach the Toronto 12 yard line. With no timeouts remaining Cowtown elected to attempt the field goal right there, with 16 seconds left. With the crowd waving their yellow plastic corn cobs and shouting *MOOOOO* **Johnny Hekker** fielded the snap from **Clint Gresham** and Novak stepped forward to finish off the win. But as he laid into the kick his plant foot gave way on the rain-soaked field. It was enough to throw him off balance and he pushed the 30-yard attempt wide.

With the fatalism of the damned now settling into their hearts, the Corn Kings and their fans fell into a stupor as the game went to overtime. They won the toss, but that would be the last thing they would win on this day. Flacco stared blankly downfield on 3rd & 2 and failed to sense **Everson Griffen** bearing down on his blindside until it was too late. The former Corn King defensive end buried the Cowtown quarterback for a 13-yard loss setting up a punt from deep in their territory. Toronto took over near mid-field and quickly moved into field goal range with a 21-yard pass to **Leonard Hankerson** and a 10-yard run by Starks. From 40 yards out Nugent made no mistake and the Wolverines bench erupted in celebration of the team's 2nd straight win and first against a non-expansion, "real," team.

The fallout from this humiliating loss in the Cowtown media has been extraordinarily severe. Fans are openly wishing **Nick Novak** had stayed injured and Flacco, a long-time favourite son of the community, is suddenly being roundly criticized for his inconsistent play of the past year-and-a-half. *"Why can't Joe be good all the time?"* whined a caller to COW-550 AM's 'Cock-a-Doodle-Do' morning radio talk-show in Cowtown. *"Why can't he throw that pigskin like he throws that pumpkin?"*


Rex Brown of CORN-TV in Cowtown has a theory about what is causing Flacco's maddening lapses in concentration: *"Joe has been eating a lot of pie lately. It's affecting his physical and mental conditioning. You can see the beginnings of a little pot belly poking out from under his shoulder pads."* But Brown does not blame only Joe for being pie-eyed: *"As a community we must stop turning to pie to solve everything. Every time we have a harvest, the seasons' change, a holiday arrives, or somebody does something neighbourly the town Ladies Auxiliary starts baking pies and giving them away. Joe must have scoffed down two whole pumpkin pies after winning that pumpkin toss this weekend. You saw the effects of that this afternoon. It's a community problem as much as Joe's problem."*

NAGASAKI SYNDROME

Two compelling stories emerged from South Carolina's unforeseen defeat of the Thunder Lizards at the Slammer on Sunday. The first is the uplifting tale of **Kirk Cousins**, the young quarterback burdened with replacing the legendary **Tony Romo** in a city

craving a winner and nearing the end of its seemingly infinite Southern patience. *'HE'S FOR REAL'* blared the headline in the Sports section of *The State* after Cousins led a 13-play, 77-yard game-winning TD drive in the late stages of the 4th quarter to put the Regulators in front to stay, 28-24. Having pulled off a memorable comeback the previous week against usually stalwart Markham, there is reason to believe that the giddy headline in the *The State* may not prove premature. It is not only that Cousins threw successfully against a Richard Sherman-led secondary, it is that he did so with the likes of **Ted Ginn Jr.**, **Jordan Payton** and **Devin Funchess** as his primary targets. These are hardly elite receivers. The fingerprints of a potential franchise quarterback are all over this performance – executing under pressure and raising the play of others.

The other story is the unfolding tragedy of **Drew Brees** and the downward descent of the Thunder Lizards in the



Durham's **Drew Brees** speaks to the media after the Lizards dropped a 28-24 decision to the Regulators. Notice his new hair style and compare it to the photo of **Nick Foles** (inset). A leading sports psychologist thinks he can explain why.

standings. With Brees under center Durham is 0-3. With **Geno Smith** under center they are 1-0. Something is terribly wrong.

Brees again looked lost out there against a South Carolina defence with no prior history of causing him problems. *"He doesn't look the same,"* commented **Don Pouts** of *EFL on CBS* during the broadcast. *"His drop back, his delivery, the way he scans the field – it doesn't even look like him back there."*

These observations could easily be dismissed as the kind of vapid, off-the-cuff commentary that comes with the territory when lack of true insight collides with the pressure of live TV. However, one learned authority believes Pouts is actually close to the truth when he observes a distinct change in Brees' mannerisms and throwing mechanics.

Dr. Bredlof Kloop, of the *Nuss-bar Institute of Psychiatry* is breaking new ground in the field of sports psychology and is currently on retainer with the Virden Violators as the team copes with the scars of going winless last year. Kloop began studying Brees two years ago when the all-star was replaced at starting QB by a complete unknown in **Nick Foles**. He found the case fascinating because it was the first time he had ever witnessed a healthy super-star supplanted by a virtual nobody in such an apparently arbitrary way. It is Dr. Kloop's opinion that Brees is just beginning to deal with the after-effects of that benching.

"Drew Brees is suffering from what I call, Nagasaki Syndrome, or NS; that is the tendency to take on the characteristics of an opponent who has thoroughly defeated you in the hope that acquiring those characteristics will protect you and enable you to defeat others. It is a form of Post-Traumatic Stress Disorder" opines Dr. Kloop. *"The defeat has to be total enough that you no longer value the abilities and beliefs you possessed prior to the defeat and wish to become like the victor. This is essentially what happened to the Japanese after the US Air Force dropped an atomic bomb on Nagasaki."*

But what about last year? Brees was named the starter from Week One and never looked back, finishing 2nd in passer rating, 1st in TD passes and getting placed on the ballot for MVP.

"Brees was fighting for survival last year. His natural instincts took over while faced with the threat of Foles remaining on the bench in Durham," explains Dr. Kloop. *"With the release of Foles, Brees no longer sees an imminent threat. But neither did he see a threat coming in 2014. He is, only now, processing at a sub-conscious level what happened to him back in 2014. He appears to be gradually taking on the qualities of Nick Foles, likely unwittingly, in an attempt to keep his job. But as we now see, Foles is not really any better than a back-up quarterback in this league. If Brees continues this path, he will play his way out of a job. It would be very ironic and tragic if that happened."*

So, does somebody need to tell **Drew Brees** to stop turning into **Nick Foles**? Dr. Kloop cautions against it.

"Confronting Brees about his disorder may actually make it worse," he warns. *"Very often, those suffering from NS will be unaware of what is happening to them. They will deny it as ridiculous if you come right out and accuse them of turning into someone else. It is best to work overtime to reinforce Brees-like behaviour with positive feedback and repudiate Foles-like behaviour through ridicule or scorn. It can be a long process, or a short one. It is impossible to say."*

Fans of the Thunder Lizards had better hope that Brees has a quickly curable form of NS, or the prospects of a record 8th straight Durham playoff run could soon be put to bed by the unwanted return of a proxy-Nick Foles at starting QB.

AROUND THE EFL

One-quarter of the season is over and I am less confident than ever that I understand what is going on the football field this year. My regular readers will no doubt view that statement as an amazing admission on my part, but I challenge anyone who claims to know how this season will end to go on the record now and back it up with lots of cash.

When the Hellfire go into Joe Ferguson Stadium, score two touchdowns with their defence and see their first-year starting QB rally in the 4th quarter to stay ahead of **Russell Wilson** and finish off a 34-22 victory, you know there is randomness in the EFL air. Mohave QB, **Ryan Fitzpatrick**, who looked like a bum the first two weeks, is now flashing sparks of brilliance against very tough competition. I know that, in theory, any outcome is and always has been possible on any given Sunday. But did anyone *really* expect Satan's abandoned step-child to violate the sanctity of Iowa's football temple this roughly in a year that is supposed to belong to the Cubs? I admit I never considered the possibility.

Also in the NEFI (no explanation for it) category is the brilliant play of LA quarterback **Teddy Bridgewater** and the poor play of elite quarterbacks **Cam Newton** and **Aaron Rodgers**. Bridgewater is playing at an MVP level; he added 4 more TD passes this week to bring his season total to 12. Only **Carson Palmer** and **Alex Smith** have more. And while I am on that topic, since when has **Alex Smith** been able to consistently find the end zone in his career? The answer is, since Week One of this year. The mere idea of Game Manager Smith leading the league in TD passes by season's end makes me light-headed.

Correction on the Rodgers reference above: make that "abysmal" play of the *formerly* elite Rodgers. It is tough to make the case for "elite" status for Rodgers when he is ranked 20th among passers on a respectable Scarborough team. Even in the games the Blue Eagles won at the beginning of the year, he was not a game-changer. This week, on a day when **Matt Ryan** was struggling to deal with no **Anquan Boldin**, Rodgers squandered an opportunity to catch the Mustangs in a trot by throwing the ball safely where neither the Mustang defenders nor his receivers could catch it. As a result, Aurora ran over them 27-10.

Not everything is shaping up to be unpredictable. In the world of expansion it appears possible that Erieau will fail to score a touchdown in anger this year. It is worth watching that moribund offence struggle to push the ball up the field for no other reason than to be a witness to history. Could the Cadillac actually be worse than the expansion 2008 Colorado Thundersnow?

BUG THE BOOKIE!

JIMMY THE GEEK GIVES YOU HIS PICKS FOR WEEK FIVE EFL ACTION

Your source for fantasy and on-line betting solutions



RECORD VS THE SPREAD AFTER WEEK 4:

29-18-1

JIMMY'S WEEK FIVE PICKS

CARTHAGE @ MOHAVE (line – HELLFIRE by 11)

INJURIES: Carthage – Mitch Morse (DOUBTFUL), Marcus Mariota (OUT), Harrison Smith (OUT); Mohave – Jordan Hicks (OUT), Jeremiah Poutasi (OUT), Joseph Randle (OUT).

Marcus Mariota is definitely out and Cardale Jones will likely get the start again for Carthage. Jones was buried by the Knights last week and was replaced by Christian Hackenburg, who fared little better. Starting either one will all but rule out a display of fireworks from the Carthage offence, even though they should make more headway this week against the patchy Hellfire defence. The story of Mohave's surprising two-game winning streak, coming against two of the top teams in the conference, has been Ryan Fitzpatrick. The passing game has been the Hellfire's biggest asset while the Cannibals' secondary has, so far, proven to be a liability with Harrison Smith absent. Look for Mohave to extend a rare winning streak to three. **PICK: MOHAVE**

ST. CHARLES @ BROOKLIN (line – HAWKS by 14)

INJURIES: St. Charles – Jordan Jenkins (OUT); Brooklin – Jairus Byrd (OUT), Markus Golden (OUT), Alshon Jeffery (OUT), Larry Warford (OUT).

The Chargers are the most offensively adept of the expansion teams so far thanks to the decisiveness and confidence of rookie QB, Carson Wentz. While still too early to say if Wentz is a revelation, it is unlikely that Coach Clingan returns to veteran Josh McCown after his rookie posted 363 yards passing against the 'Lockdown Crew' last week. This performance gives hope that the Chargers can contend in a shootout with the league's top offence, but it is a faint hope. The Hawks are averaging 38 points per game and they are scoring in both phases of the attack. The Chargers have one of the most ill-equipped defences to handle such an onslaught, unless they can figure out how to clone Reggie Nelson between now and Sunday. It will be a good half game. **PICK: BROOKLIN**

ERIEAU @ CHINO (line – CONVICTS by 10)

INJURIES: Erieau – Case Keenum (OUT), Daniel Kilgore (OUT), Frostee Rucker (OUT); Chino – Ali Marpet (QUESTIONABLE), Jahri Evans (OUT), Sheldon Rankins (OUT), Ryan Shazier (OUT).

Another double-digit line thanks to the expansion effect, but this one is barely into the 10s because of the less-than-convincing bounce-back game Cam Newton had last week against the Swiss cheese Chargers defence. Luckily, Cam and the offence have an opportunity to work on things without the pressure of having to keep up with the opposing offence. The Cadillac is still on blocks in Erieau as Paxton Lynch lives up to his potential as the worst starter in the league and the other Lynch has yet to rediscover his "Beast Mode." Not much more to say here; expect an incredibly boring game and a gift-wrapped win for Chino. **PICK: CHINO**

MISSION VIEJO @ CHARLESWOOD (line – PATRIOTS by 9)

INJURIES: Mission Viejo – Pernell McPhee (OUT); Charleswood – Dez Bryant (OUT), Jamie Collins (OUT), Jerraud Powers (OUT), Sammy Watkins (OUT).

Pre-season predictions of a Monarchs rise in the standings were predicated on the assumption that the offence under Eli Manning would carry enough pop to complement a premium front seven on defence led by Khalil Mack. The reality has been disappointing. Eli has not been effective against good defences and the mediocre Monarch secondary has proven to be an Achilles heel for the

defence. The Pats are coming off a bye last week when they snuffed out Erieau 33-0, so they will be well-rested. But with Dez Bryant out and Sammy Watkins still nursing a sore toe, the top options at wide-out for Blake Bortles are now Mohamed Sanu and rookie Dorial Green-Beckham. Even the suspect Monarch secondary is capable of handling that. **PICK: MISSION VIEJO**

LOS ANGELES @ VIRDEN (line – KNIGHTS by 10)

INJURIES: **Los Angeles** – Bryan Stork (OUT); **Virden** – Noah Spence (DOUBTFUL), Leonard Floyd (OUT), Ben Grubbs (OUT), Mark Ingram (OUT), Ja’Waun James (OUT), Aldon Smith (OUT).

While the ‘Blue Shield’ is for real, the Knights’ offence under Teddy Bridgewater continues to be surreal. He distributes the ball well between three receivers, favouring Jordan Matthews when he sniffs the end zone, and is not afraid to take off running when in trouble. The Knights have not had an asset like Bridgewater behind center since One Hit Wonder, Josh Freeman took them to the Championship in 2011. Virden is mired in injuries and a losing mentality stemming from last year’s 0-for-16. They are also hampered by an offensive line in disarray due to injuries and lack of skill. This makes it hard for budding stars like Ezekiel Elliott and Derek Carr to produce. Expect the Knights D to spend most of the day in the Virden backfield. **PICK: LOS ANGELES**

COWTOWN @ SCARBOROUGH (line – BLUE EAGLES by 5)

INJURIES: **Cowtown** – Marcell Dareus (DOUBTFUL), Greg Hardy (OUT), Chris Long (OUT); **Scarborough** – Davante Adams (OUT), Dont’a Hightower (OUT), DeSean Jackson (OUT), TJ Yeldon (OUT).

Both teams are suffering key injuries and riding two-game losing streaks. For the Corn Kings, last week’s overtime loss to expansion Toronto was particularly humiliating and costly, with Marcell Dareus having to leave the field with a massive body cramp. If Dareus can’t go here, Cowtown will be missing three of their four starters on the defensive line. If that isn’t invitation enough for the Blue Eagles to run the ball, then the poor play of Aaron Rodgers and injuries to his nos. 3 and 4 wide receivers should tip the balance from pass to run big time. Charlie Sims’ conditioning may be the only thing holding him back from a huge day. If Cowtown has to load the box, maybe, just maybe, Rodgers will have a revival of fortunes. **PICK: SCARBOROUGH**

SEBASTIAN @ DURHAM (line – SWORDFISH by 1)

INJURIES: **Sebastian** – Jerry Attaochu (OUT), Odell Beckham Jr (OUT), Andy Daton (OUT); **Durham** – Terron Armstead (OUT), Elvis Dumervil (OUT), Cameron Fleming (OUT).

I am jumping the gun and declaring this game to be a battle for Durham’s season. Yes, I know it is only Week Five, but if the Thunder Lizards cannot get their act together at home against a rookie QB, there is no reason to believe they will be able to take one from the Swordfish on the road with Andy Dalton back under center. Now I know Jameis Winston had a great day last week, while the Durham secondary was handled roughly by Kirk Cousins. But the Glads’ D had been playing over its head until Doug Baldwin exposed them with that sparkling 91-yard TD; and I am willing to bet that the fiasco in South Carolina was an anomaly for Richard Sherman & Co. Of course the real problem in Durham has been Drew Brees...until this week. **PICK: DURHAM**

PICKERING @ AURORA (line – MUSTANGS by 6)

INJURIES: **Pickering** – Sen’Derrick Marks (OUT), Ty Montgomery (OUT); **Aurora** – James Hanna (QUESTIONABLE), Trent Williams (OUT).

The Mustangs seek to break the bad game-good game cycle that has ruled them through one-quarter of the season. Concerns that Matt Ryan caught Aaron Rodgers Disease when he faced him last week dominate local media. I don’t know why Ryan suddenly can’t hit the broad side of a barn, but until he strings together a couple of good games it would be foolish to bet on him alone. Luckily, he has an elite defence behind him capable of giving him every opportunity to screw things up or get back on track. They face a skittish warhorse in Philip Rivers, who tends to implode against exactly that kind of defence. **PICK: AURORA**

NEW JERSEY @ GWINNETT (line – GLADIATORS by 15)

INJURIES: **New Jersey** – Ryan Carrethers (OUT), Jared Goff (OUT), Brian Hartline (OUT), Brian Hoyer (OUT); **Gwinnett** – Ray Mauluga (DOUBTFUL), John Jenkins (OUT), LeSean McCoy (OUT).

You know a team’s situation is generally bad when the loss of Brian Hoyer and Jared Goff is a source of panic. Nick Foles steps in as the third quarterback to play under center for the Wrecking Balls this year and everyone is cringing. Two years removed from an MVP-calibre season in Durham, Foles is now a bundle of nerves who misfires on flat routes. The Glads have their own

problems with LeSean McCoy out. The team signed Kerwynn Williams from the practice squad to fill his shoes, which means Big Ben, if he plays, will be on his own. Rumour has it Ben has crabs and Sam Bradford will get the start. **PICK: NEW JERSEY**

SOUTH CAROLINA @ YORK (line – EXCALIBURS by 1)

INJURIES: **South Carolina** – Keenan Allen (OUT), Jeremy Butler (OUT), Luke Kuechly (OUT); **York** – De'A Thomas (OUT).

Back-to-back wins against prime time competition is apparently not enough to move the needle in favour of the Regs here. Vegas odds-makers see that Keenan Allen and Luke Kuechly are out, all the main players in York are healthy and figure, quite rightly, that Kirk Cousins will have to pull a third rabbit out of his helmet to garner the same respect as Tom Brady. **PICK: YORK**

TORONTO @ MARKHAM (line – NORTH STARS by 11)

INJURIES: **Toronto** – Brandon LaFell (OUT), Michael Schofield (OUT); **Markham** – George Iloka (OUT), Corey Liuget (OUT), Darrelle Revis (OUT).

The Wolverines celebrated last week's OT win at Cowtown as if they had won a title – and why not? Some predicted that Toronto would not win a game this year. Now, with two wins under their belt any future successes they have will be gravy. This week they face a Markham defence that got hit hard last week with a key injury to Darrelle Revis. With safety George Iloka also out, the Stars secondary is unusually vulnerable to a focused air assault. Fortunately for them, the Toronto passing attack is slightly more feeble than usual with the injury to Brandon LaFell. Nevertheless, with emotions riding high in the Toronto locker room in conjunction with an unexpected two-game winning streak, expect a difficult and unsatisfying win for the home team. **PICK: TORONTO**

TWIN CITIES @ IOWA CITY (line – TRIUMPH by 2)

INJURIES: **Twin Cities** – Tyler Eifert (OUT), Jerrell Freeman (OUT), Da'Norris Search (OUT), Bobby Wagner (OUT); **Iowa City** – None.

This Sunday Night game is being billed as a potential preview of the Pacific Conference Final. It would be a more convincing sell if the Cubs had not just taken a Week 4 sucker punch from the Hellfire. The bounces went against the Cubbies early and Mohave proved spirited enough to make a couple of plays on offence late to put the game away. Despite the hay made of the loss, a look at the fundamentals suggests that the Cubs are unlucky to not be entering this game like the Triumph – undefeated. Ever since a bug-infested opening-day win over Charleswood, the Triumph have been close to unassailable due to the powerful triumvirate of Carson Palmer-Doug Martin-Antonio Brown. While that threat remains intact, injuries to their linebackers could prove pivotal. Without a reliable spy on Russell Wilson, expect the Triumph to lose its grip on victory in the game's final minute. **PICK: IOWA CITY**



CHANNEL
ANCIENT HISTORY
CHANNEL
PRESENTS
This Week in EFL History
With Professor Sterling Smitherman

FROM THE EFL ARCHIVES – Week Four of the 2010 EFL season was one of the more memorable weeks in the young EFL's history. Three games went into overtime; powerful Charleswood shaved pesky York 25-24 on a late 1-yard TD run by **Adrian Peterson**; and Chino required 14 points in the 4th quarter to hold off a tenacious Kutztown squad.

But the main event that drew the focus of the national media took place in Pickering's Thermopylae Stadium, where the upstart Spartans hosted the Dragons of Florida, the most dominant team of the previous two seasons and so far unbeaten in the first three weeks of 2010.

The Dragons of 2010 were like the Mustangs of 2015, virtually unbeatable. They had won Championships in 2008 and 2009 and over that period had posted an overall record of 36-2. But the Spartans were thought by some to be good enough to leave a mark on their spotless record.

The game did not disappoint. The lead exchanged hands 7 times over the course of 5 periods. **Chris Johnson** starred for Pickering, rushing the ball 25 times for 140 yards and 1 TD, while **Brett Favre** picked his moments, completing just 10 of 16 for 147 yards but firing 2 TD passes. On the Florida side, **Aaron Rodgers** proved a more prolific game manager, finishing 18 of 28 for 160 yards and 1 TD. But it was **Ray Rice** (124 yards rushing) and **DeSean Jackson** (31-yard end-around TD) who brought the juice for Florida. In the end it was decided by kickers. **John Kasay** made a 41-yarder with 2:21 left to give the Spartans a 31-28 lead. But **Ryan Longwell** nailed it t from 48 yards out to tie the game with 0:04 left.

The ending would prove tragic for Pickering as they never saw the ball. Florida won the toss and methodically marched up the field, running Rice 8 straight times, until they reached FG range for Longwell's 31-yard game winner.